



US00D919460S

(12) **United States Design Patent**  
**Gallery et al.**

(10) **Patent No.:** **US D919,460 S**

(45) **Date of Patent:** **\*\* May 18, 2021**

(54) **LASER RANGE FINDER**

(56) **References Cited**

(71) Applicant: **HVRT CORP.**, Orofino, ID (US)

U.S. PATENT DOCUMENTS

(72) Inventors: **Nathaniel P. Gallery**, Lewiston, ID (US); **Klaus Johnson**, Orofino, ID (US); **Sebastian Kulesa**, Orofino, ID (US)

|              |         |                  |         |
|--------------|---------|------------------|---------|
| D390,483 S * | 2/1998  | Zykan .....      | D10/66  |
| D448,315 S * | 9/2001  | Ito .....        | D10/70  |
| D525,544 S * | 7/2006  | Nojima .....     | D10/70  |
| D554,547 S * | 11/2007 | Lin .....        | D10/70  |
| D570,234 S * | 6/2008  | Hui .....        | D10/70  |
| D611,848 S * | 3/2010  | Liu .....        | D10/70  |
| D823,147 S * | 7/2018  | Bainter .....    | D10/70  |
| D842,723 S * | 3/2019  | Nyhart .....     | D10/70  |
| D845,795 S * | 4/2019  | Kim .....        | D10/70  |
| D850,947 S * | 6/2019  | Vermillion ..... | D10/70  |
| D863,996 S * | 10/2019 | Shao .....       | D10/70  |
| D865,544 S * | 11/2019 | Yu .....         | D10/70  |
| D865,545 S * | 11/2019 | Yu .....         | D10/70  |
| D870,174 S * | 12/2019 | Ueno .....       | D16/132 |

(73) Assignee: **HVRT CORP.**, Orofino, ID (US)

(\*\*) Term: **15 Years**

(21) Appl. No.: **29/694,631**

\* cited by examiner

(22) Filed: **Jun. 12, 2019**

(51) **LOC (13) Cl.** ..... **10-04**

*Primary Examiner* — Antoine Duval Davis

(52) **U.S. Cl.**

(74) *Attorney, Agent, or Firm* — Casimir Jones S.C.; Kirk Hogan

USPC ..... **D10/70**

(58) **Field of Classification Search**

(57) **CLAIM**

USPC ..... D10/70, 78; D16/130  
CPC ... G01C 3/00; G01C 3/02; G01C 3/04; G01C 3/06; G01C 3/08; G01C 3/085; G01C 3/10; G01C 3/12; G01C 3/16; G01C 3/14; G01C 3/18; G01C 3/20; G01C 3/22; G01C 3/24; G01C 3/26; G01C 3/28; G01C 3/30; G01C 3/32; G01C 15/006; G01S 7/4813; G01S 7/4811; G01S 7/4814; G01S 7/4816; G01S 7/486; G01S 7/4861; G01S 7/4863; G02B 23/16; G02B 23/165; G02B 23/00; G02B 23/14; F41G 1/00; F41G 1/46; F41G 1/473; F41G 3/06; F41G 3/065

We claim the ornamental design for a laser range finder, as shown and described.

**DESCRIPTION**

FIG. 1 is a top view showing the new design; FIG. 2 is a top left front perspective thereof; FIG. 3 is a right side elevational view thereof; FIG. 4 is a front view thereof; FIG. 5 is a left side elevational view thereof; FIG. 6 is bottom right front perspective thereof; and, FIG. 7 is a bottom view thereof.

See application file for complete search history.

**1 Claim, 7 Drawing Sheets**

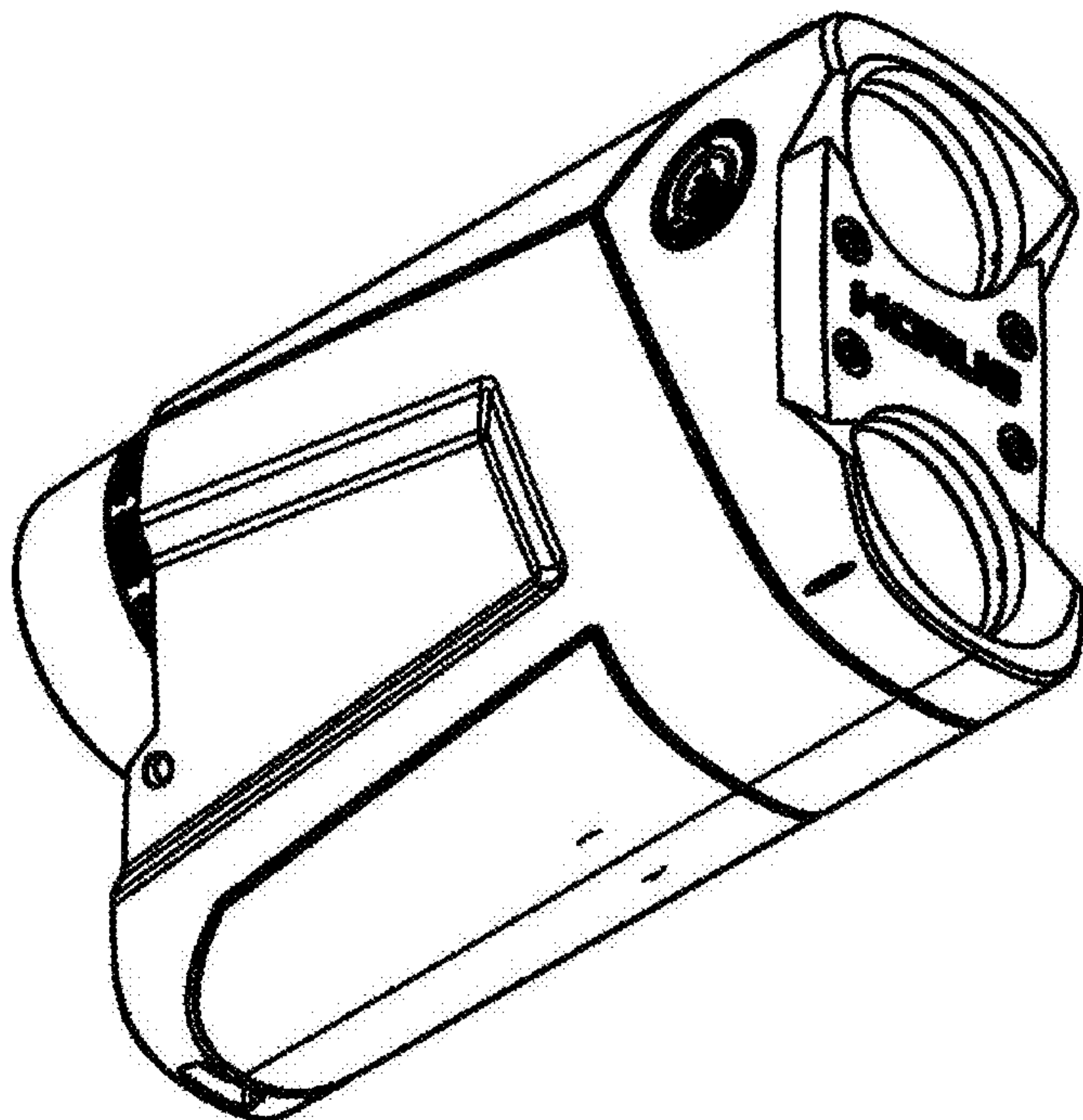
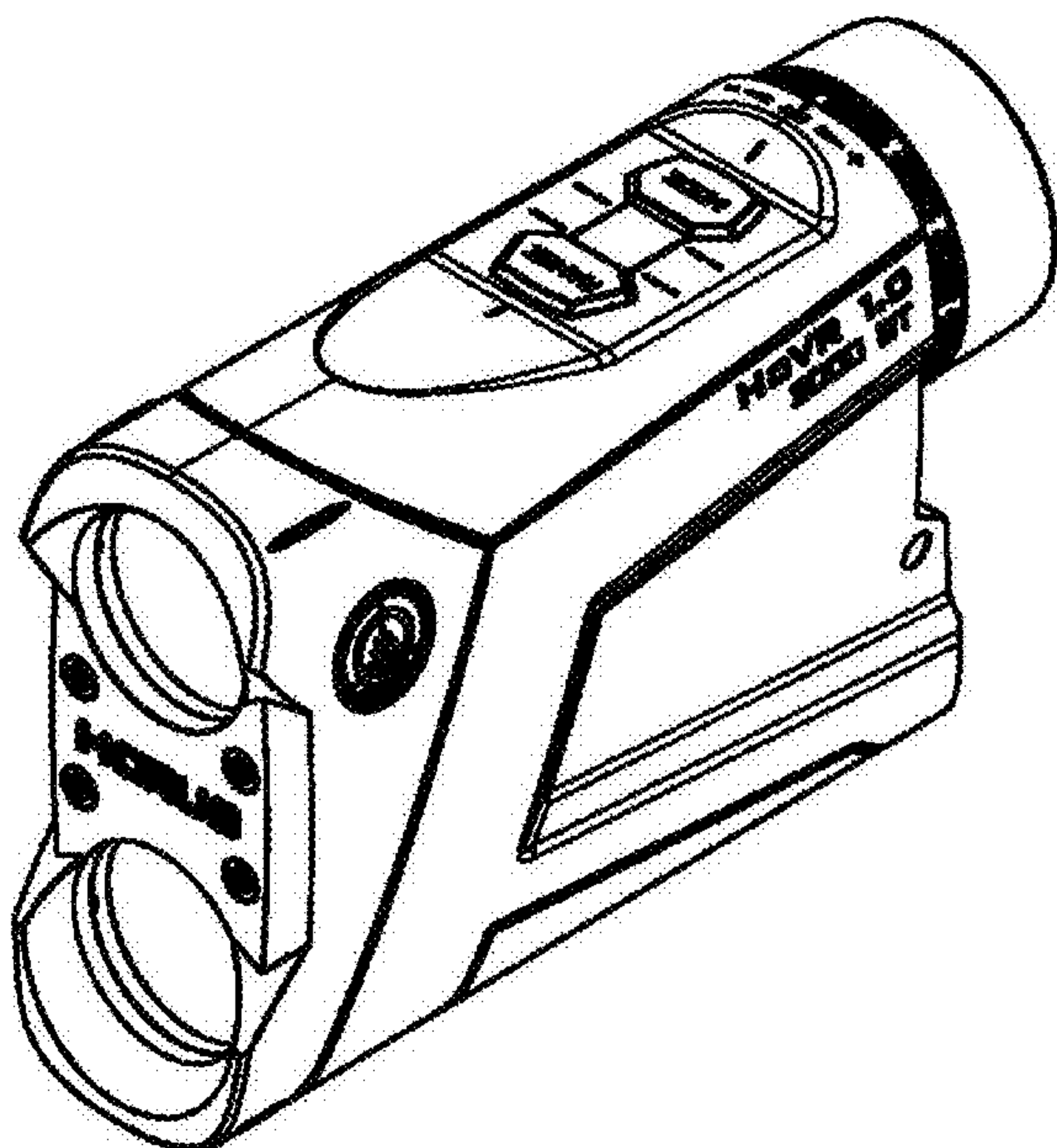


FIG. 1

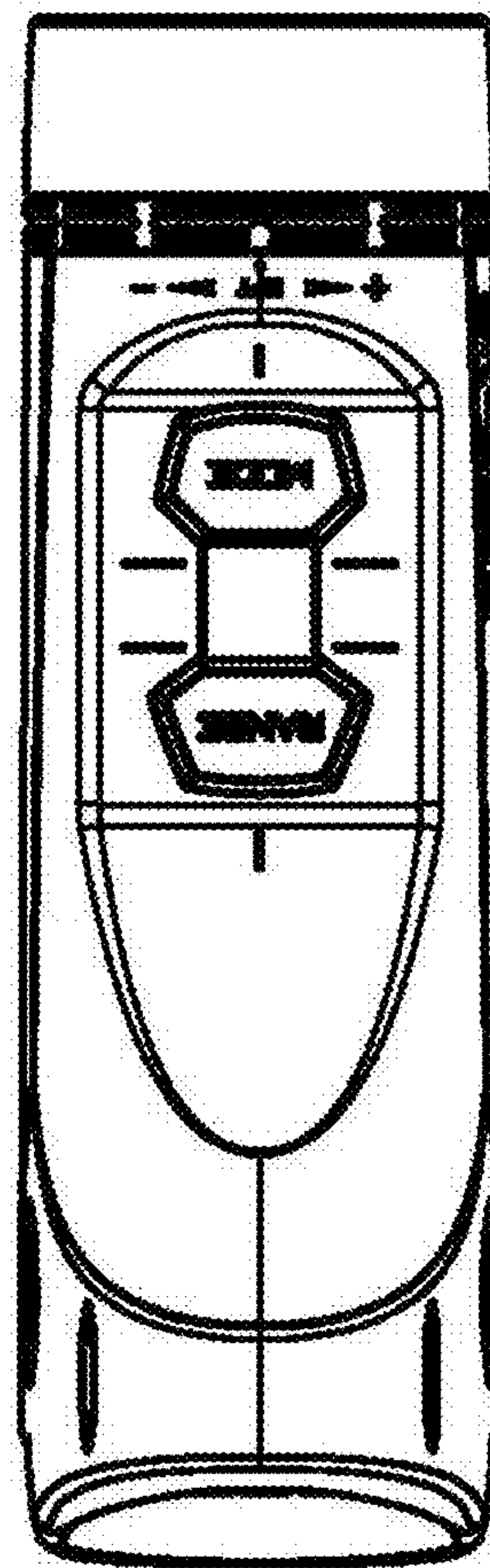


FIG. 2

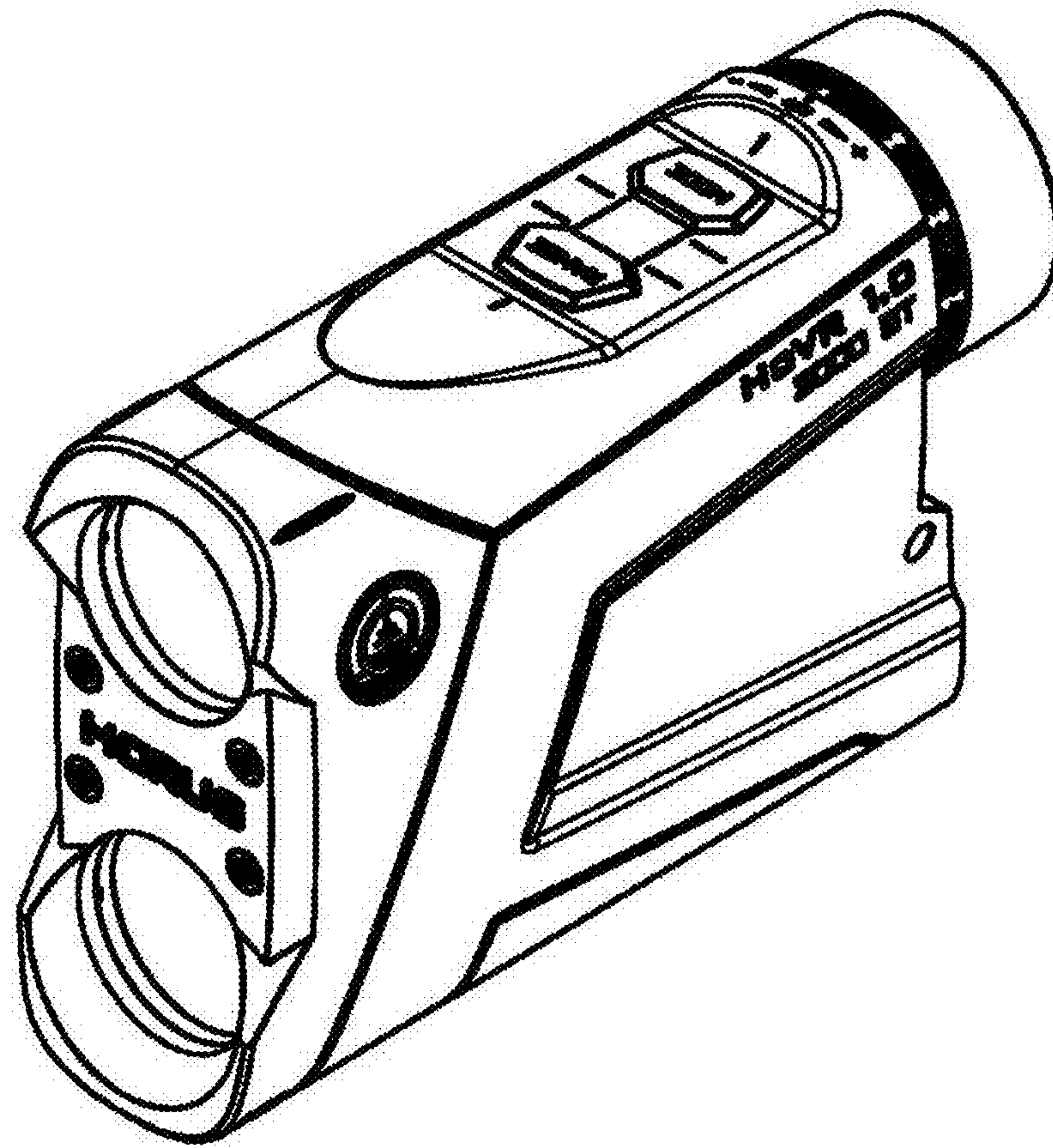




FIG. 3

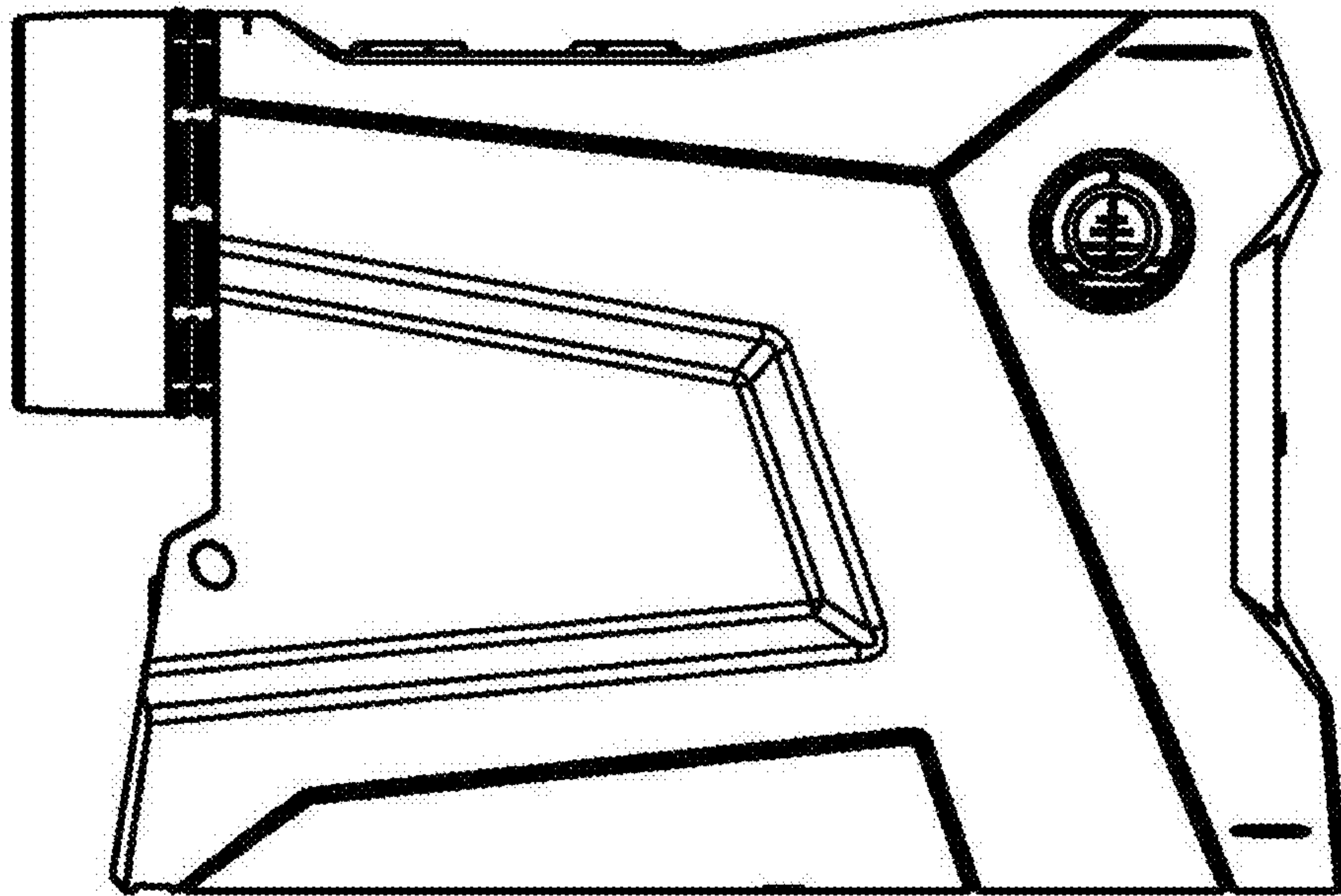


FIG. 4




FIG. 5

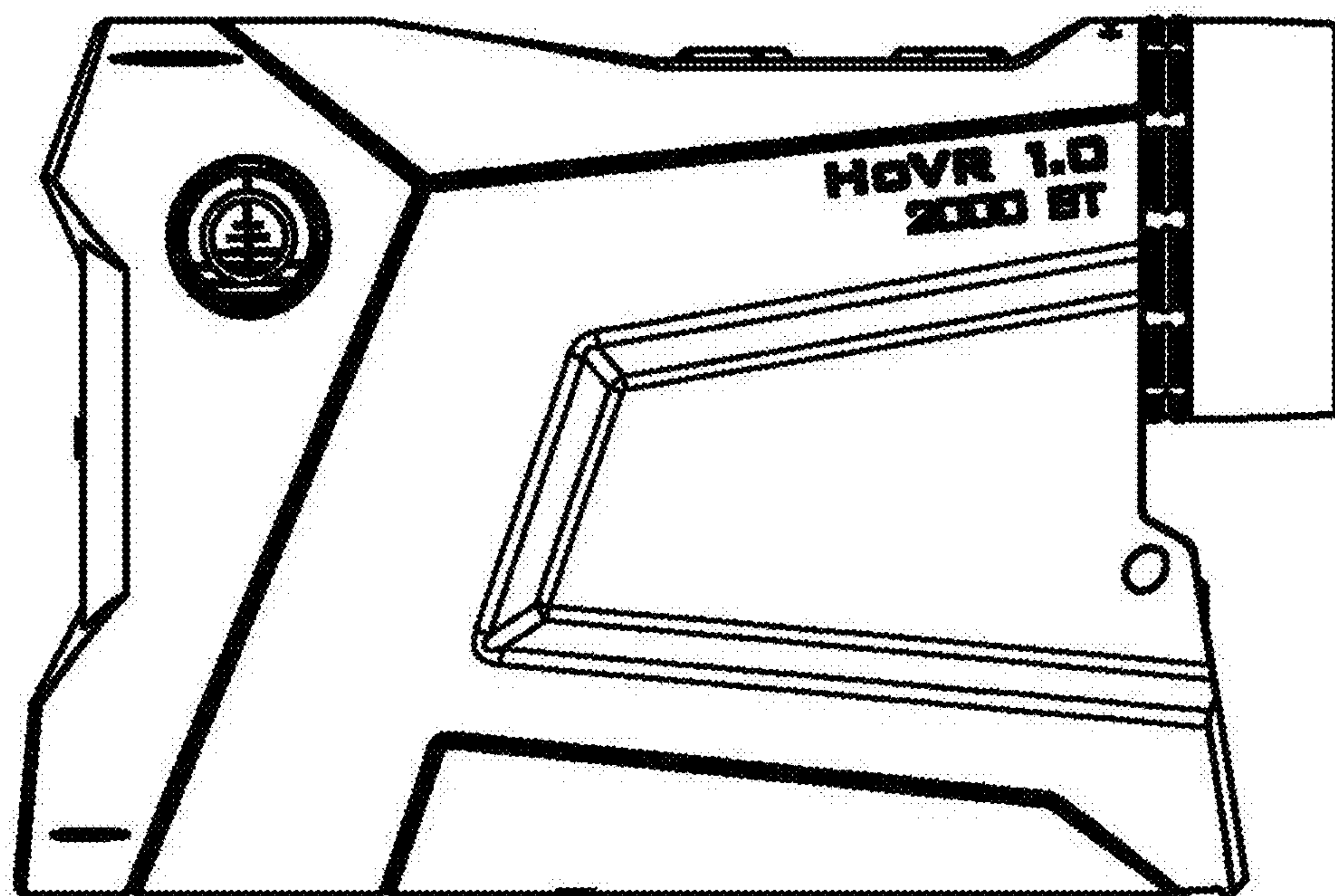


FIG. 6

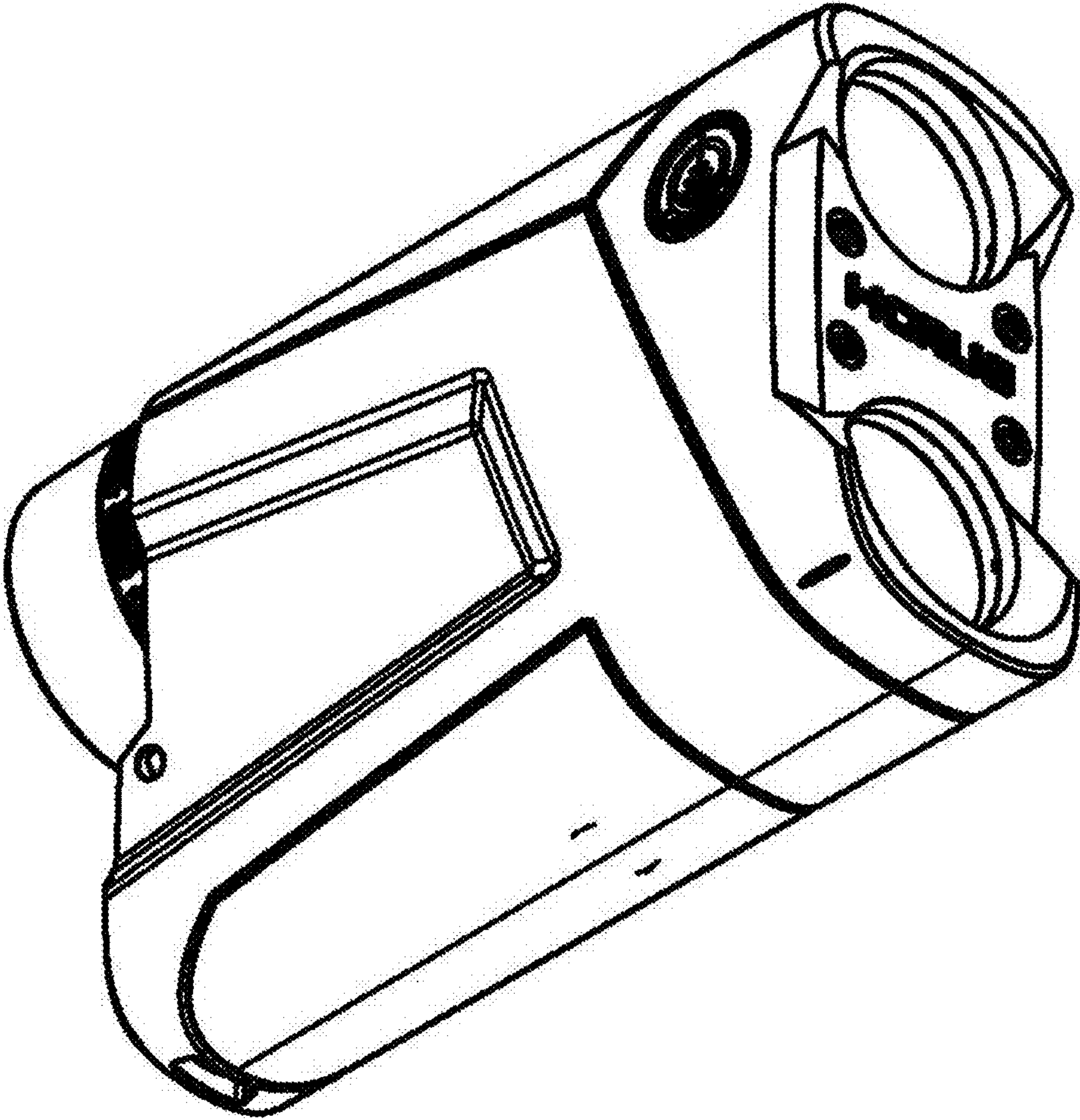


FIG. 7

