



US00D919436S

(12) **United States Design Patent**
Currie et al.

(10) **Patent No.:** **US D919,436 S**

(45) **Date of Patent:** **** May 18, 2021**

(54) **LUBRICANT BOTTLE**

(56) **References Cited**

(71) Applicant: **Castrol Limited**, Pangbourne (GB)

U.S. PATENT DOCUMENTS

(72) Inventors: **Richard Currie**, Pangbourne (GB);
Brian Lodge, Northamptonshire (GB);
Roger Morris, Northamptonshire (GB);
Simon Clegg, Northamptonshire (GB);
Amzar Yee Chee Seng, Singapore
(SG); **Roger Chua Peng Tian**,
Singapore (SG)

D252,186 S *	6/1979	Moller	D9/527
D272,318 S *	1/1984	Visser	D9/520
D302,946 S *	8/1989	Cramer	D9/528
D429,644 S *	8/2000	Hughes	D9/528
D514,941 S *	2/2006	Darr	D9/523
D554,230 S *	10/2007	Fletcher	D23/211.1
D785,456 S *	5/2017	Clemence	D9/528
D785,457 S *	5/2017	Clemence	D9/528
D815,535 S *	4/2018	Bischoff	D9/528
D832,108 S *	10/2018	Clemence	D9/528
D842,114 S *	3/2019	Bradley	D9/528
D842,703 S *	3/2019	Lam	D9/528
D852,632 S *	7/2019	Bradley	D9/528
D852,633 S *	7/2019	Bradley	D9/528
D870,549 S *	12/2019	Logue	D9/528

(73) Assignee: **CASTROL LIMITED**, Reading (GB)

(**) Term: **15 Years**

* cited by examiner

(21) Appl. No.: **29/689,756**

Primary Examiner — Dana Meyrow

(22) Filed: **May 1, 2019**

(74) *Attorney, Agent, or Firm* — McDonnell Boehnen
Hulbert & Berghoff LLP

(30) **Foreign Application Priority Data**

Nov. 1, 2018 (EM) 005815255-0004

(51) **LOC (13) Cl.** **09-01**

(57) **CLAIM**

(52) **U.S. Cl.**
USPC **D9/528**; D9/563; D9/569

The ornamental design for a lubricant bottle, as shown and described.

(58) **Field of Classification Search**

DESCRIPTION

USPC D9/434, 516, 520, 523, 528, 530-531,
D9/543, 563, 569, 571, 575, 715, 719;
D23/211.1, 211.2
CPC B65D 1/00; B65D 1/02; B65D 1/0223;
B65D 1/023; B65D 1/40; B65D 23/00;
B65D 23/10; B65D 23/102; B65D 25/00;
B65D 25/28; B65D 25/2882; B65D
25/2888; B65D 25/2894; B65D 25/2897;
B65D 2501/00; B65D 2501/0009; B65D
2501/0081; B05B 11/0037

FIG. 1 is a perspective view of a lubricant bottle showing my new design;

FIG. 2 is a front view thereof;

FIG. 3 is a left side view thereof;

FIG. 4 is a right side view thereof;

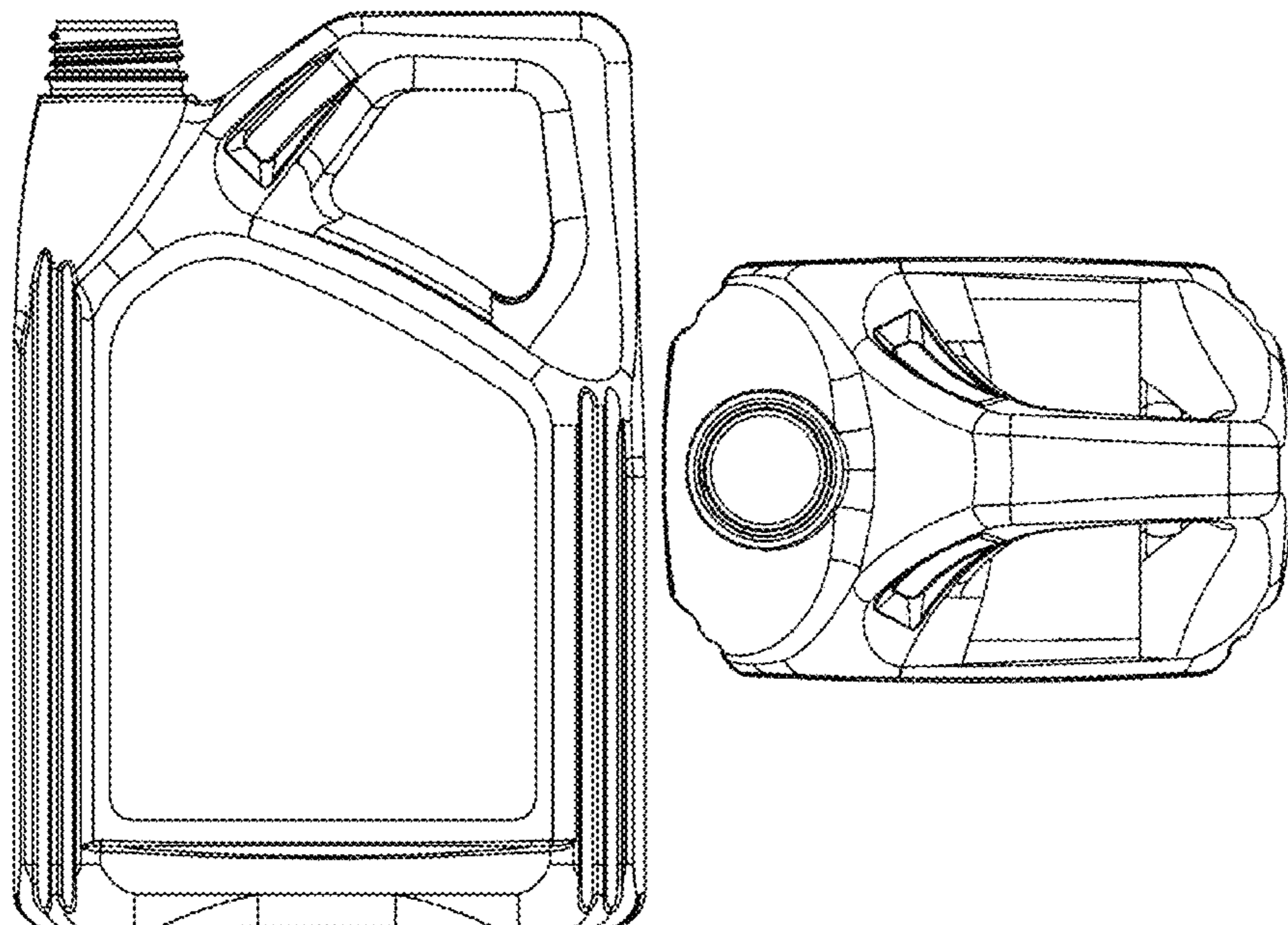
FIG. 5 is a top view thereof; and,

FIG. 6 is a bottom view thereof.

The broken lines in the drawings depict portions of the lubricant bottle that form no part of the claimed design.

See application file for complete search history.

1 Claim, 6 Drawing Sheets



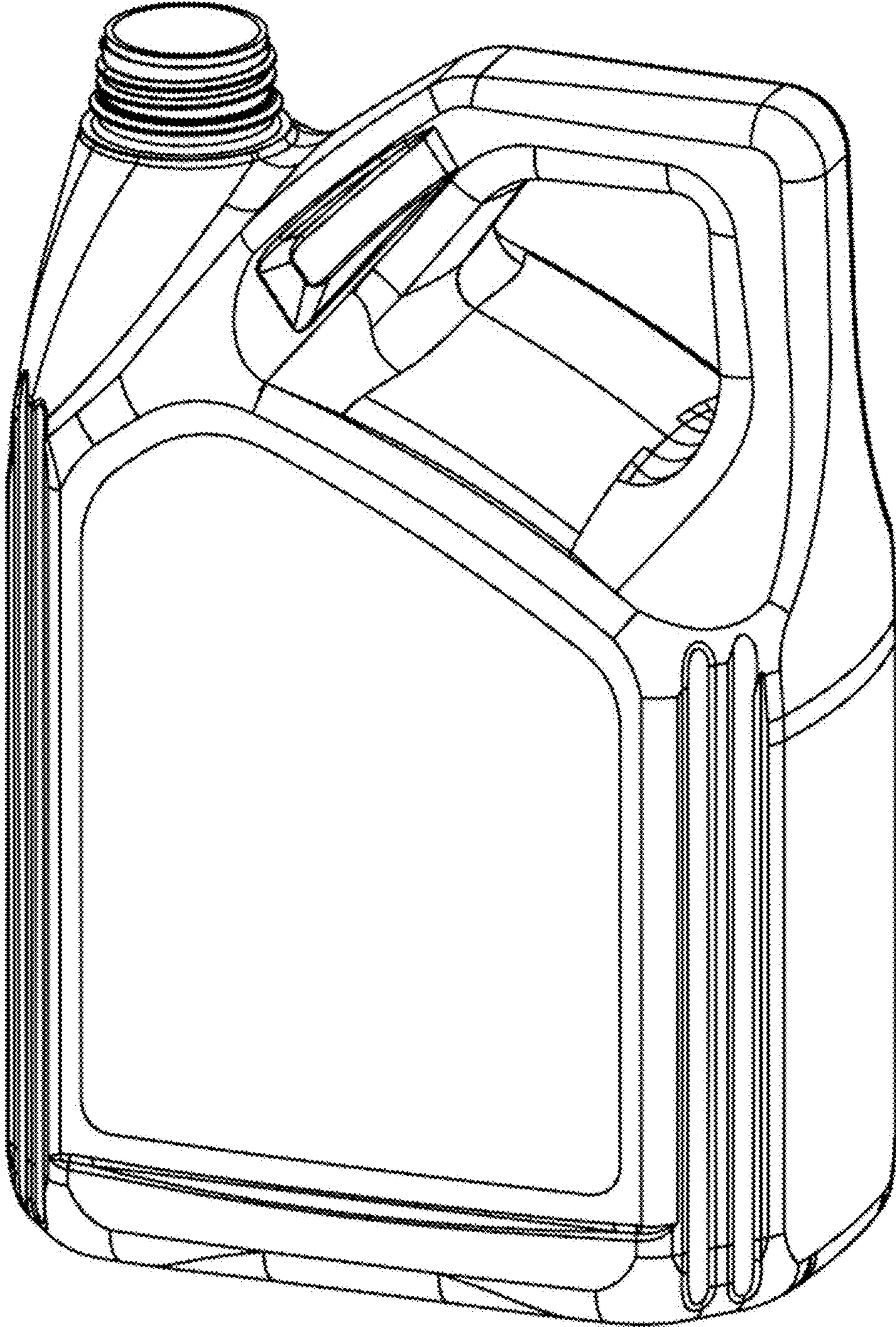


FIG. 1

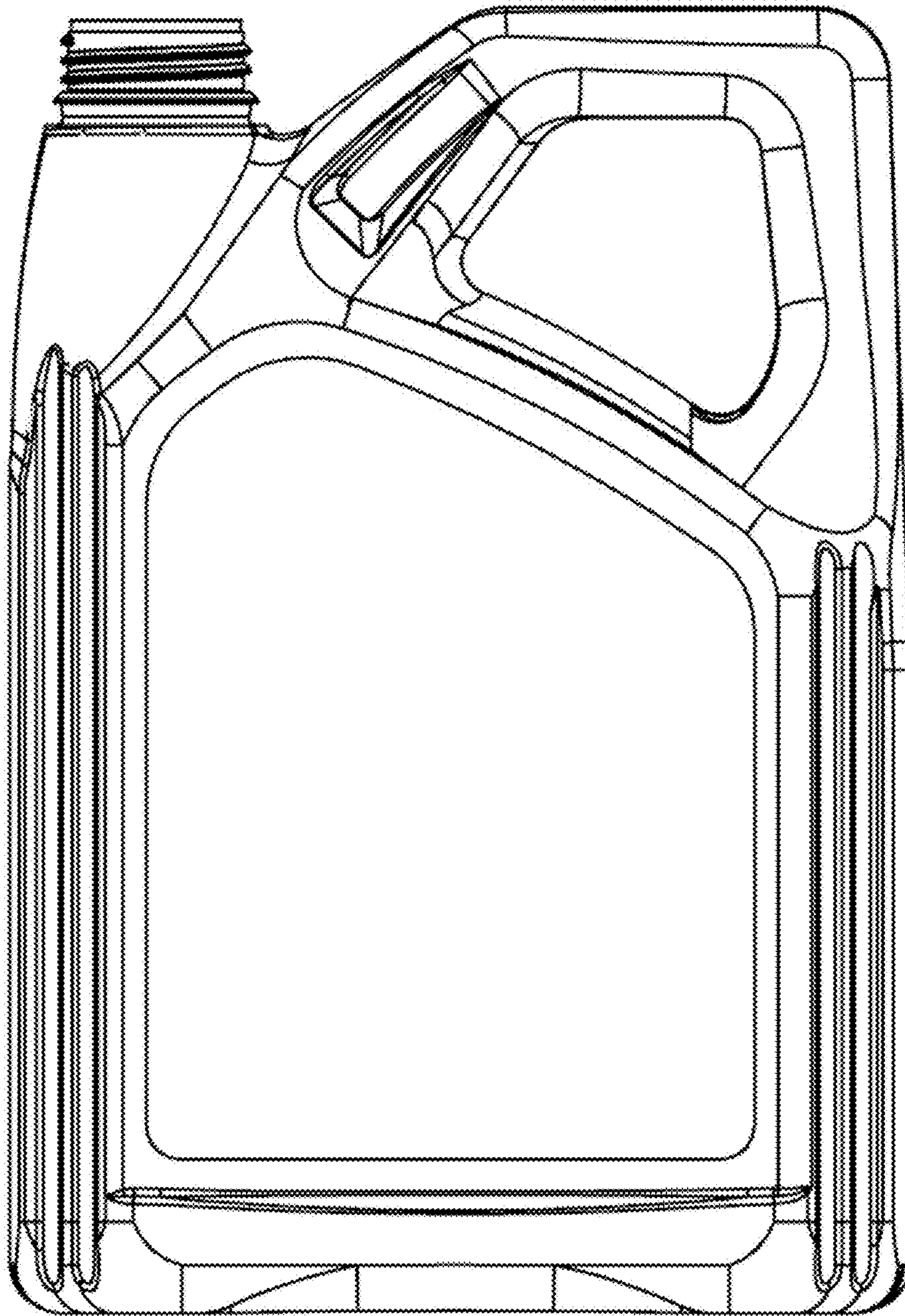


FIG. 2

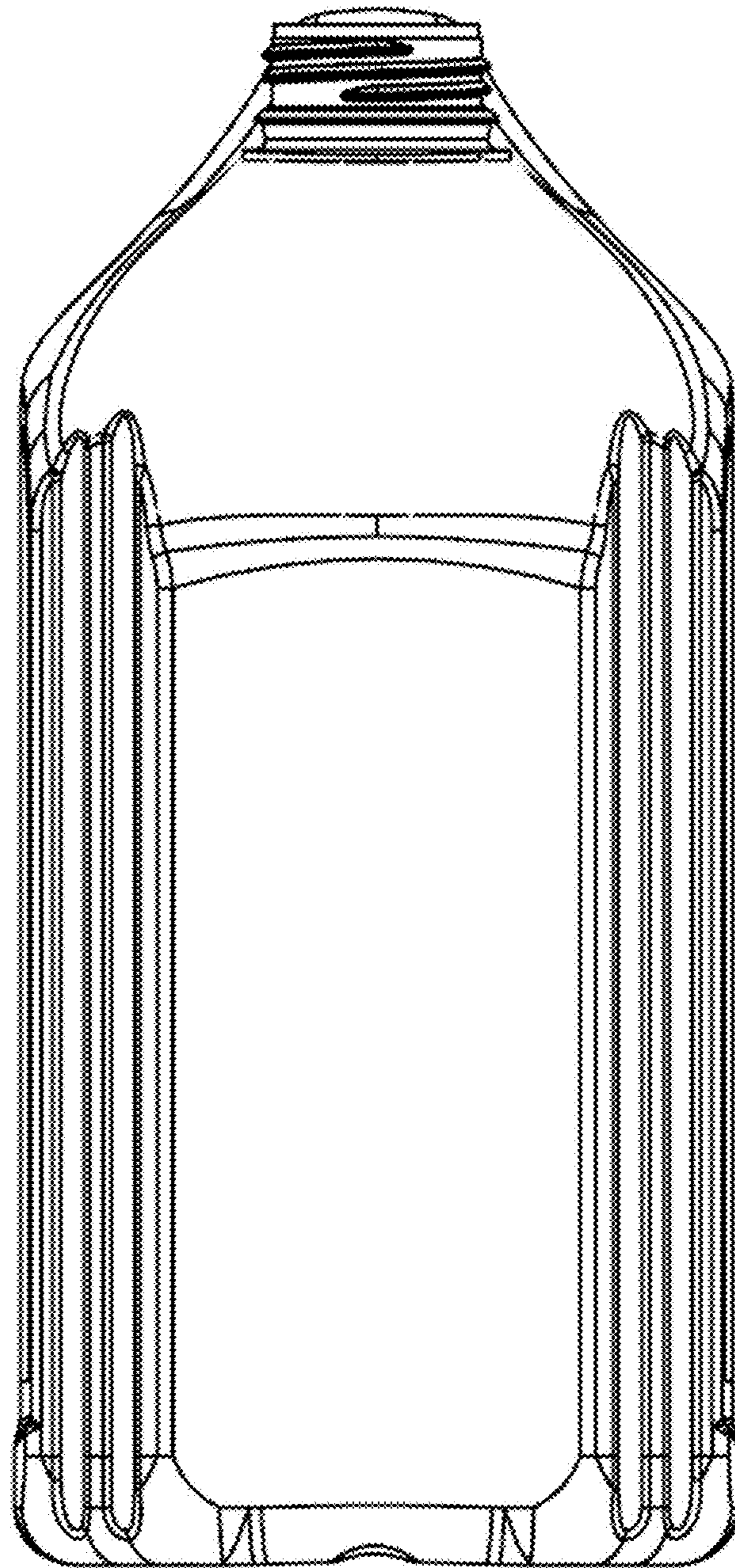


FIG. 3

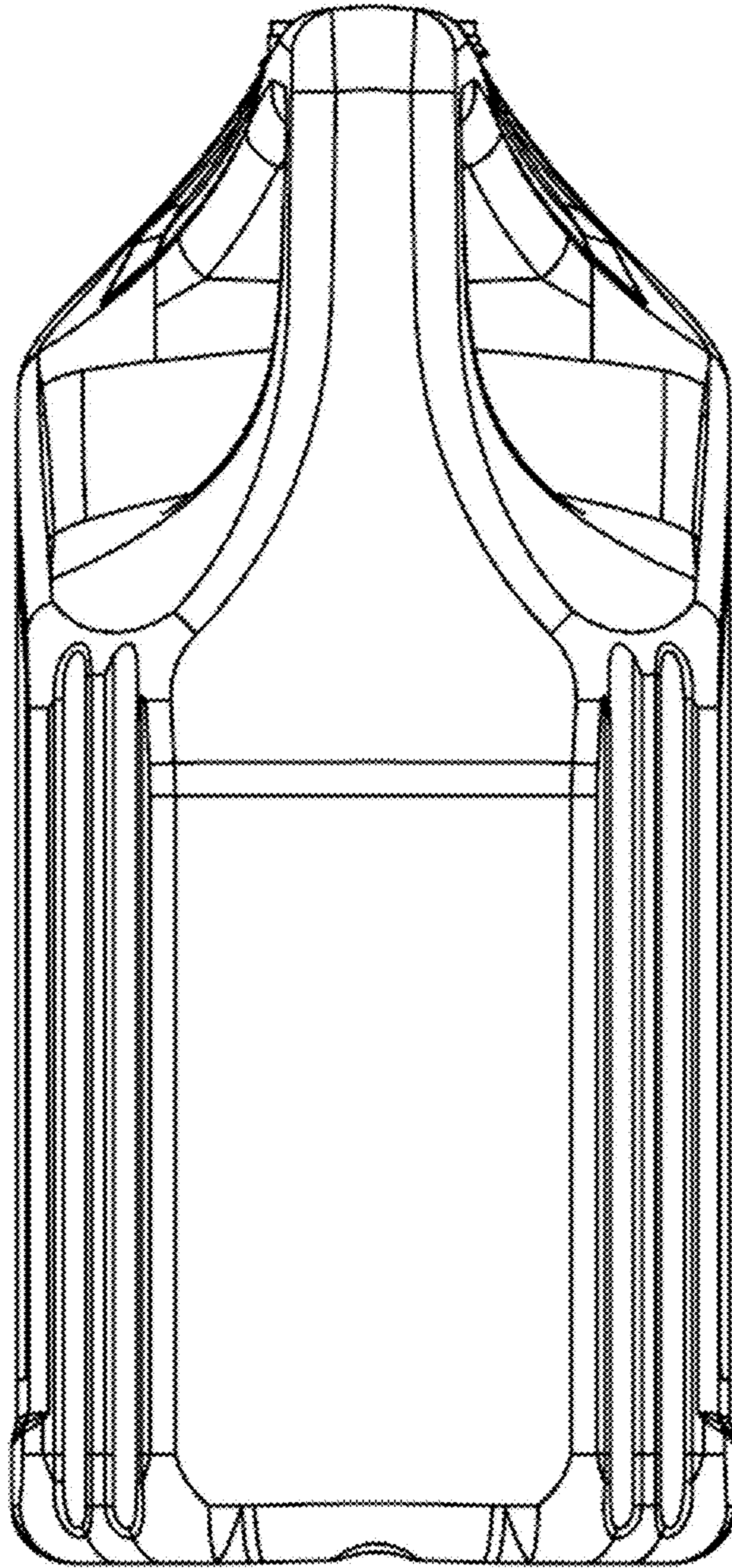


FIG. 4

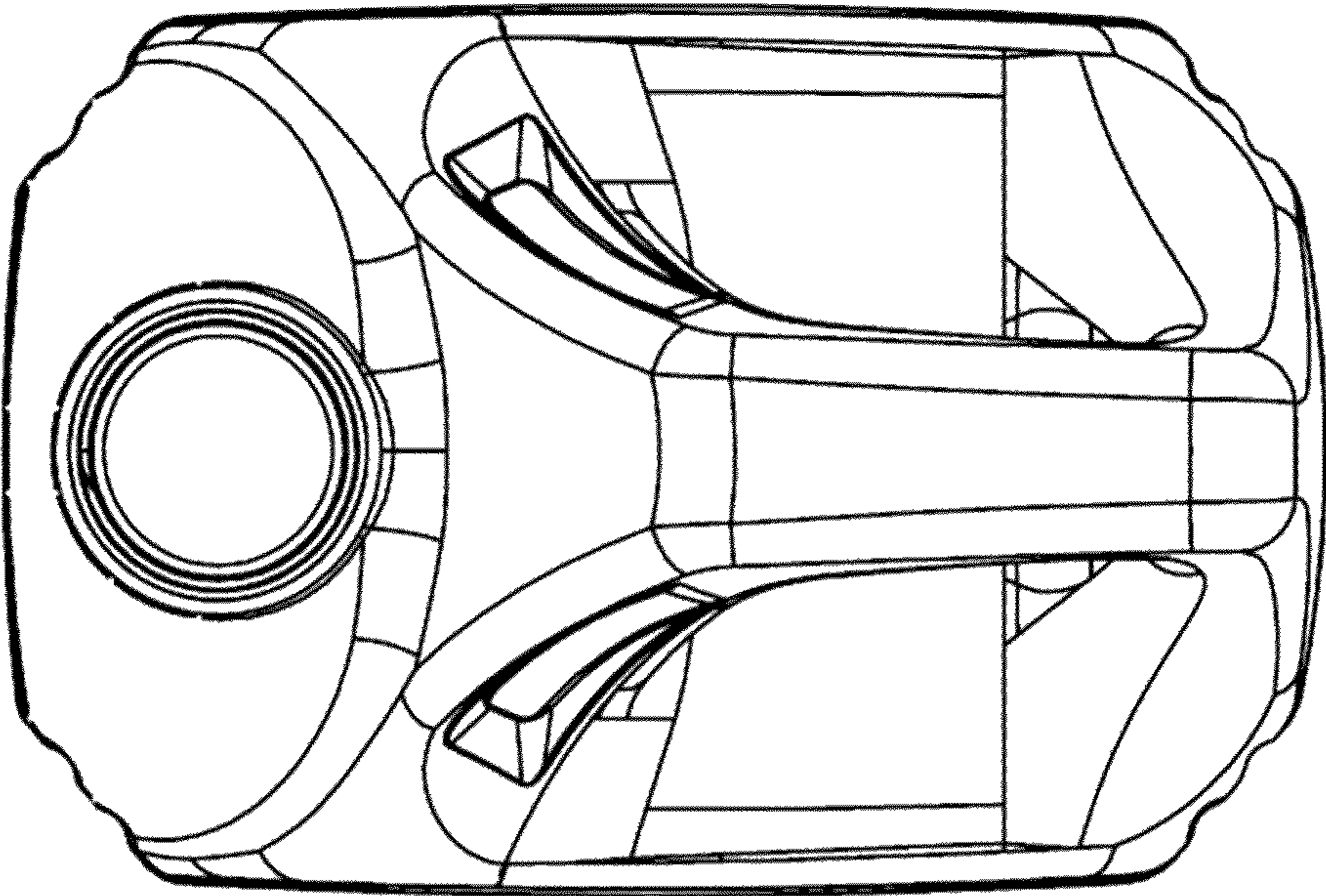


FIG. 5

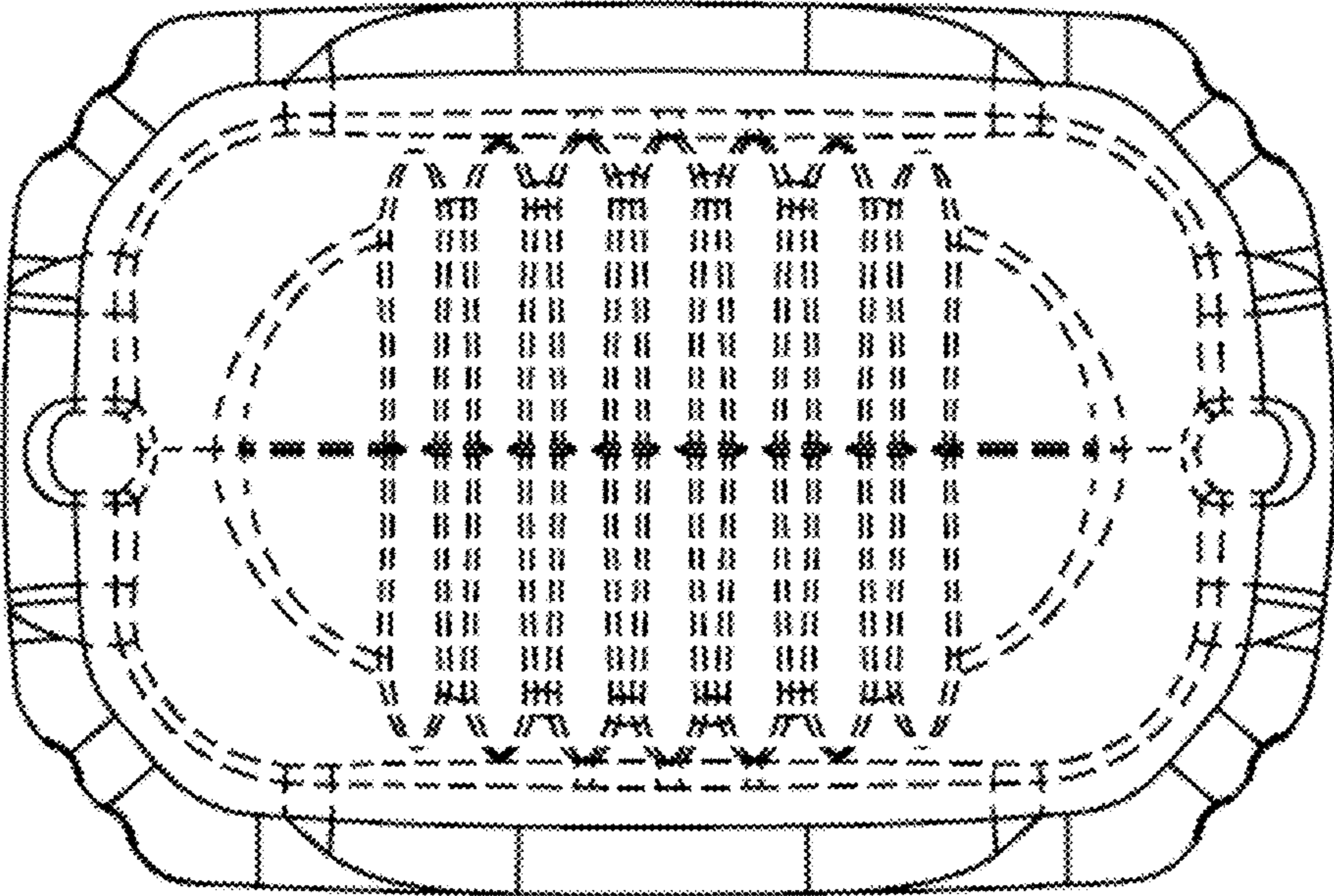


FIG. 6