



US00D919427S

(12) **United States Design Patent**
Huang

(10) **Patent No.:** **US D919,427 S**

(45) **Date of Patent:** **** May 18, 2021**

(54) **CONTAINER**

(71) Applicant: **Jun Tao Huang**, Castro Valley, CA (US)

(72) Inventor: **Jun Tao Huang**, Castro Valley, CA (US)

(**) Term: **15 Years**

(21) Appl. No.: **29/700,593**

(22) Filed: **Aug. 2, 2019**

(51) **LOC (13) Cl.** **09-03**

(52) **U.S. Cl.**
USPC **D9/426**

(58) **Field of Classification Search**
USPC D7/400, 601, 608; D9/416, 417, 420, D9/425-429, 430, 432, 761; 206/499, 206/501, 502, 821; 220/625, 656, 669, 220/670, 674; 229/123.1, 123.2, 125.33, 229/125.35, 400-407, 915, 939
CPC . B65D 1/26; B65D 1/40; B65D 5/243; B65D 81/3453; B65D 2581/34; B65D 2581/3404; B65D 2581/3456
See application file for complete search history.

D668,537 S 10/2012 Sanfilippo
D668,950 S 10/2012 Sanfilippo
D675,517 S 2/2013 Garza
D680,860 S 4/2013 Schulter et al.
D681,447 S 5/2013 Schulter et al.
D683,623 S * 6/2013 Chen D9/426
D686,064 S 7/2013 Garza
D694,619 S 12/2013 Pham et al.
D697,795 S * 1/2014 Garza D9/425
9,120,595 B2 9/2015 Chou
9,132,942 B2 9/2015 Nikaein
9,187,209 B1 11/2015 Hanna et al.
D749,412 S * 2/2016 Hu D9/426
D752,430 S 3/2016 Stevenson et al.
D756,770 S 5/2016 Snedden et al.
D764,276 S 8/2016 Das et al.
D778,115 S 2/2017 Strachan
D778,155 S 2/2017 Strachan
D778,722 S 2/2017 Strachan
D792,160 S 7/2017 Ng
D792,161 S 7/2017 Ng
D793,811 S 8/2017 Ng

(Continued)

Primary Examiner — Janice Patyk
(74) Attorney, Agent, or Firm — Fulwider Patton LLP

(57) **CLAIM**

The ornamental design for a container, as shown and described.

(56) **References Cited**

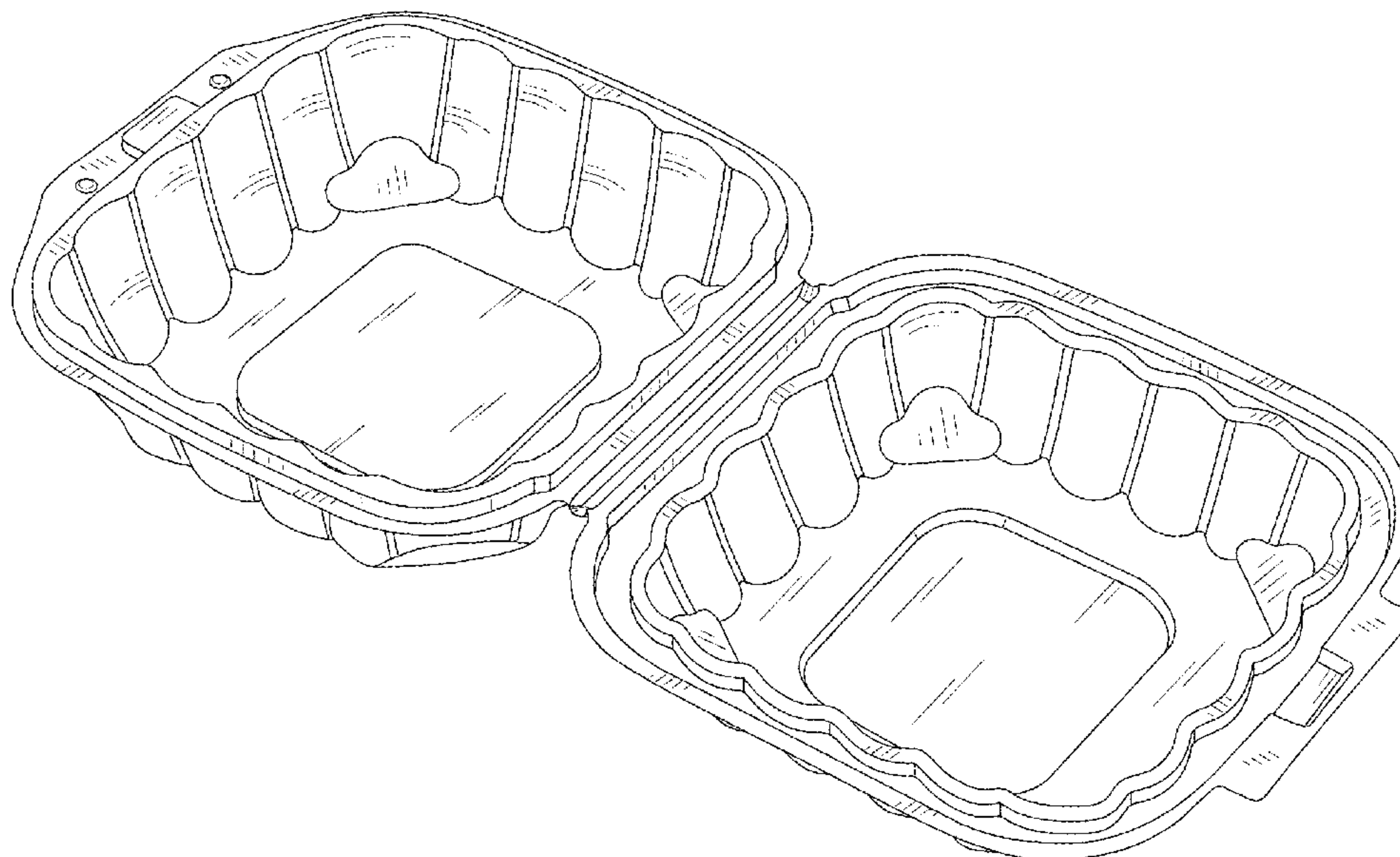
U.S. PATENT DOCUMENTS

D236,691 S 9/1975 Haase
D236,692 S 9/1975 Haase
D361,035 S * 8/1995 Krupa D9/423
5,515,993 A 5/1996 McManus
5,897,011 A * 4/1999 Brilliant B65D 43/162
220/4.23
D536,992 S 2/2007 Garg et al.
D586,623 S 2/2009 Dunn
D601,014 S 9/2009 Petitjean
D615,822 S 5/2010 Klein
D640,548 S 6/2011 Lawrence et al.
D668,536 S * 10/2012 Sanfilippo D9/425

DESCRIPTION

FIG. 1 is a top perspective view of a container, showing my new design;
FIG. 2 is a bottom perspective view thereof;
FIG. 3 is a top plan view thereof;
FIG. 4 is a right side view thereof;
FIG. 5 is a bottom plan view thereof;
FIG. 6 is a left side view thereof;
FIG. 7 is a rear view thereof; and,
FIG. 8 is a front view thereof.

1 Claim, 5 Drawing Sheets



(56)

References Cited

U.S. PATENT DOCUMENTS

D805,857 S * 12/2017 Mei D7/629
2005/0247709 A1 * 11/2005 Atkins B65D 1/36
220/4.23
2006/0081641 A1 4/2006 Habeger et al.
2007/0045317 A1 3/2007 Rosender et al.
2010/0072217 A1 3/2010 Parikh et al.
2011/0000929 A1 1/2011 Brown et al.
2011/0139785 A1 6/2011 Strange et al.
2012/0031921 A1 2/2012 Cadiente

* cited by examiner

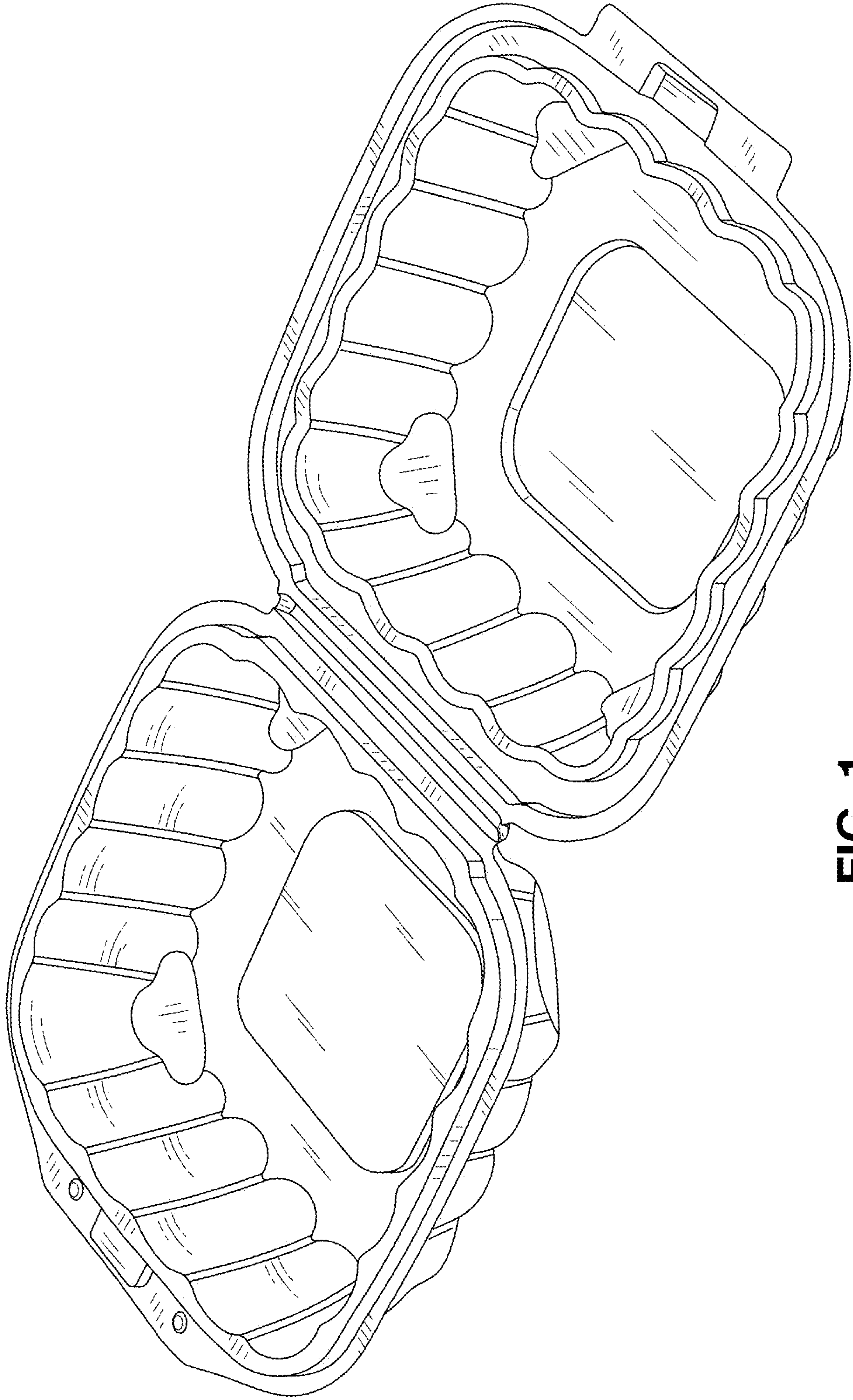


FIG. 1

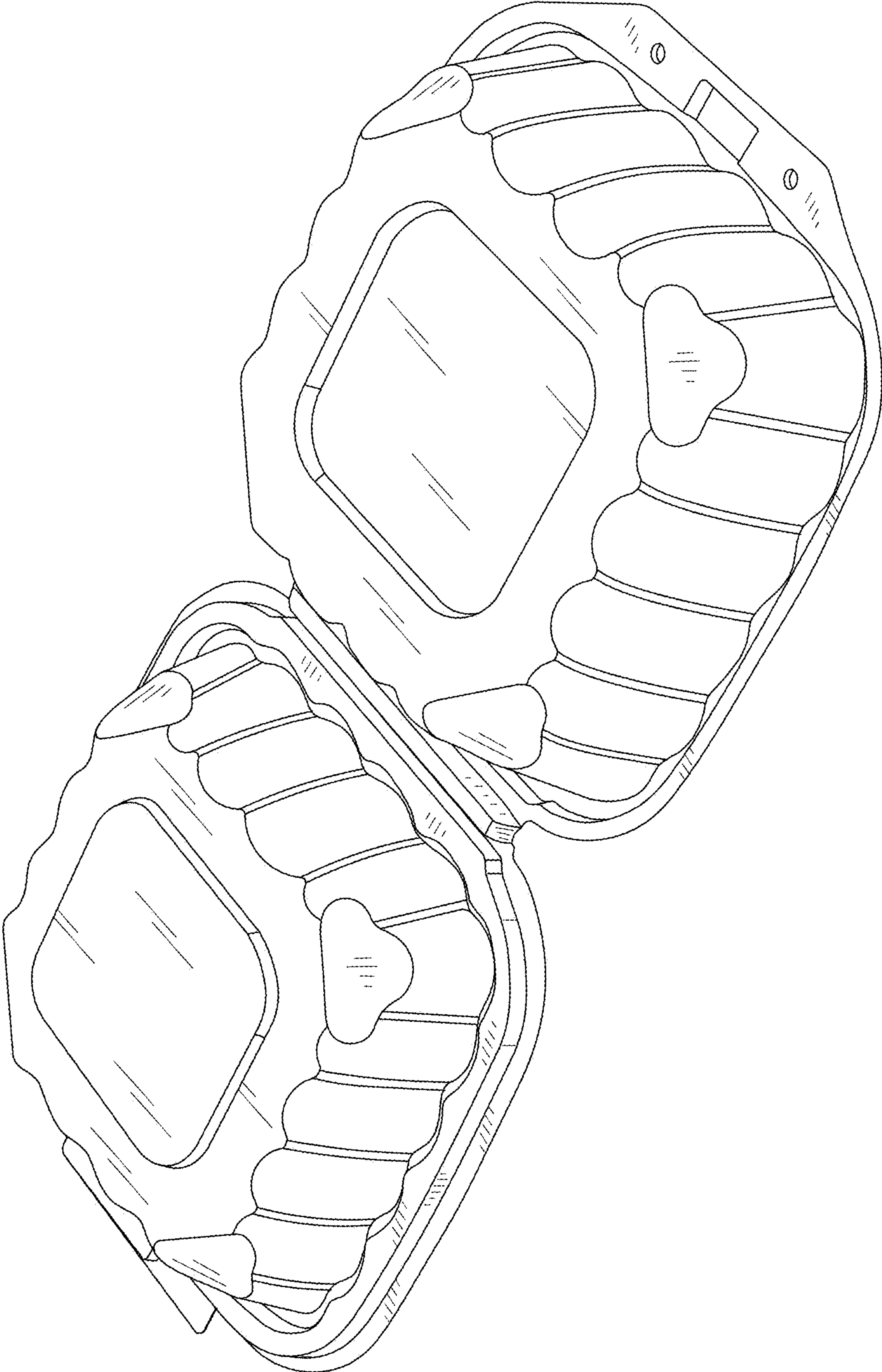


FIG. 2

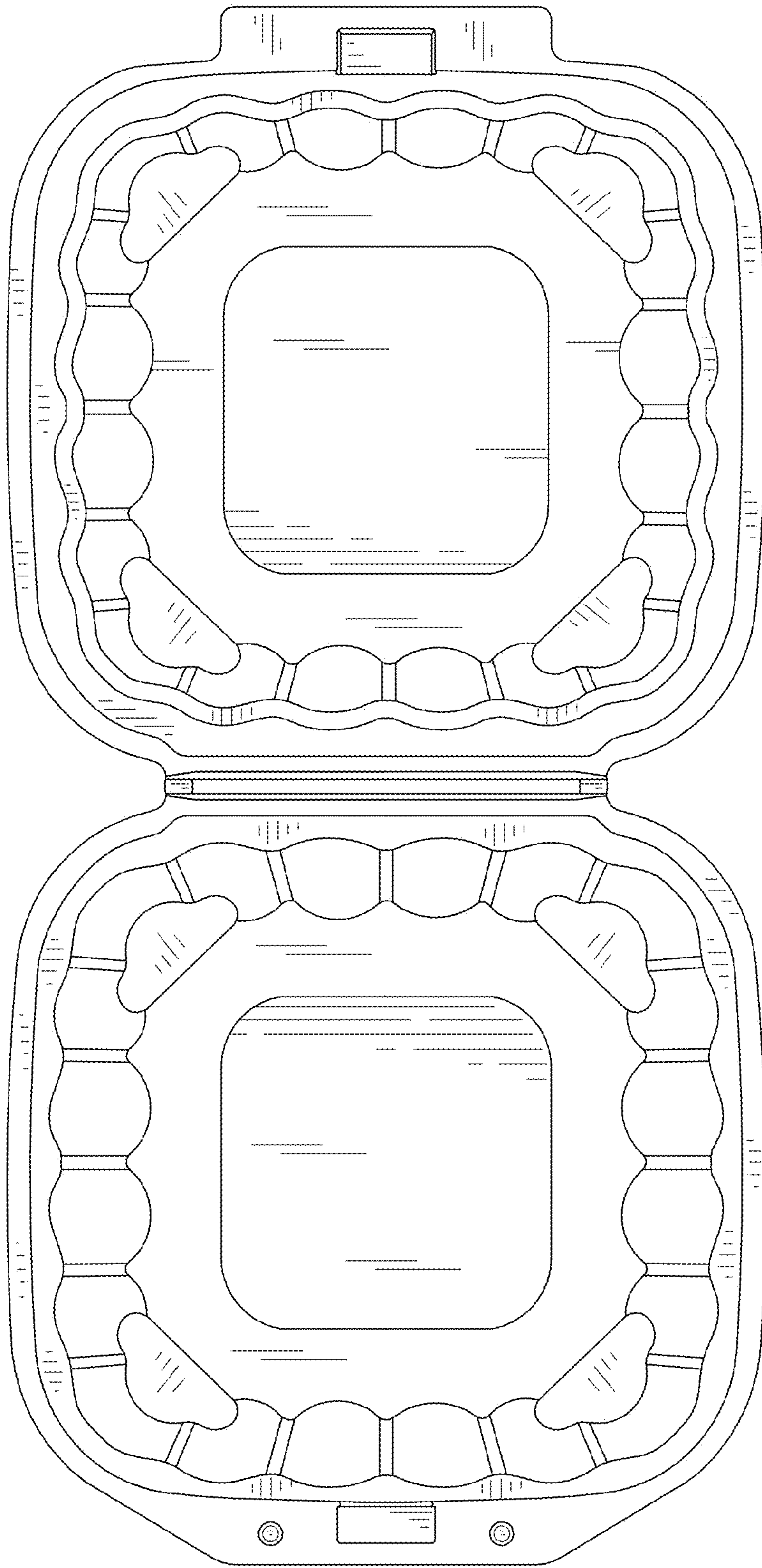


FIG. 3

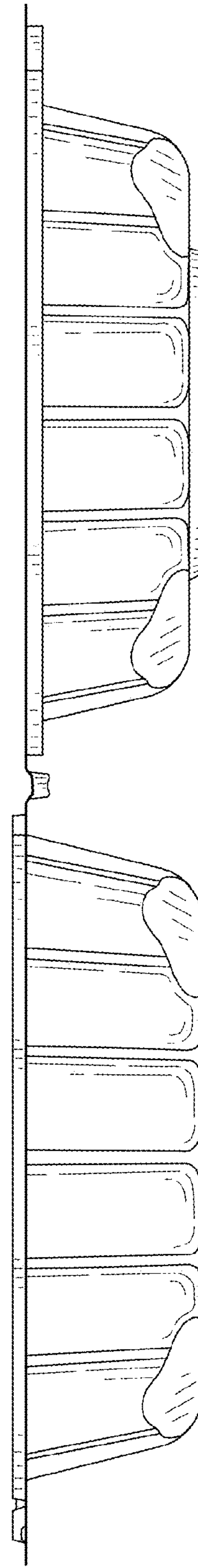


FIG. 4

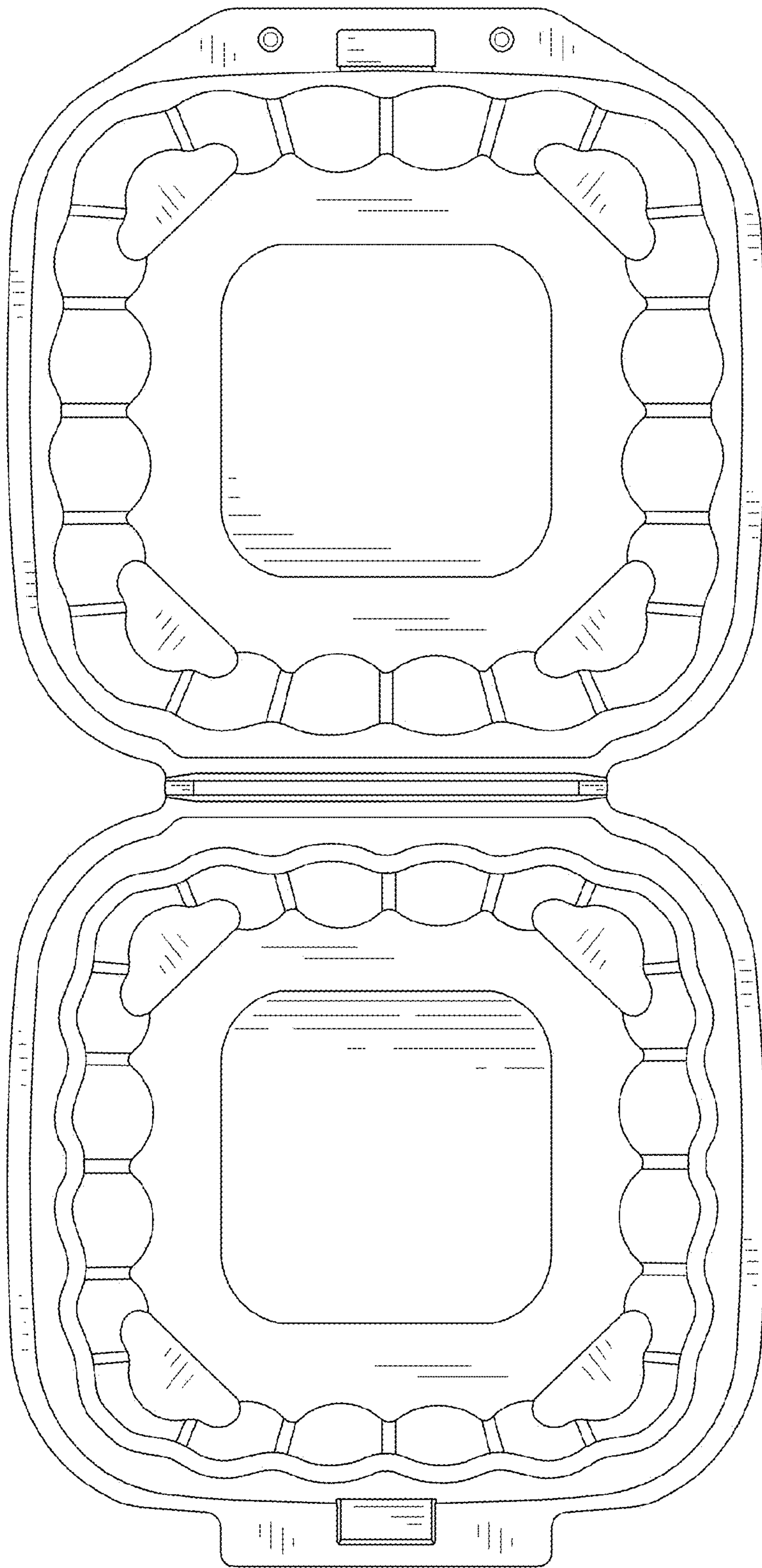


FIG. 5

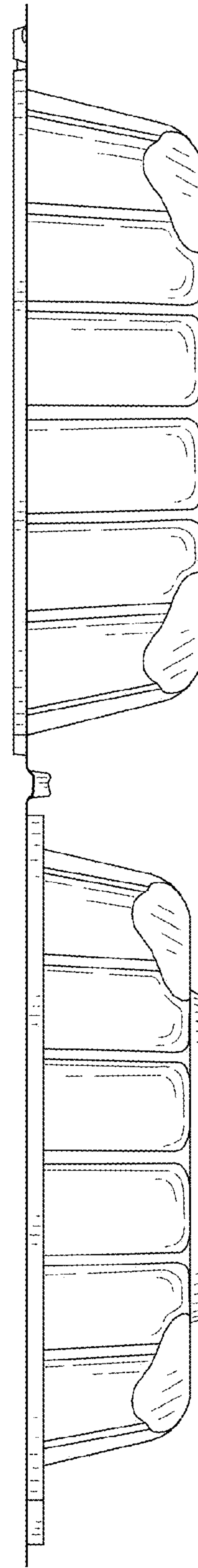


FIG. 6

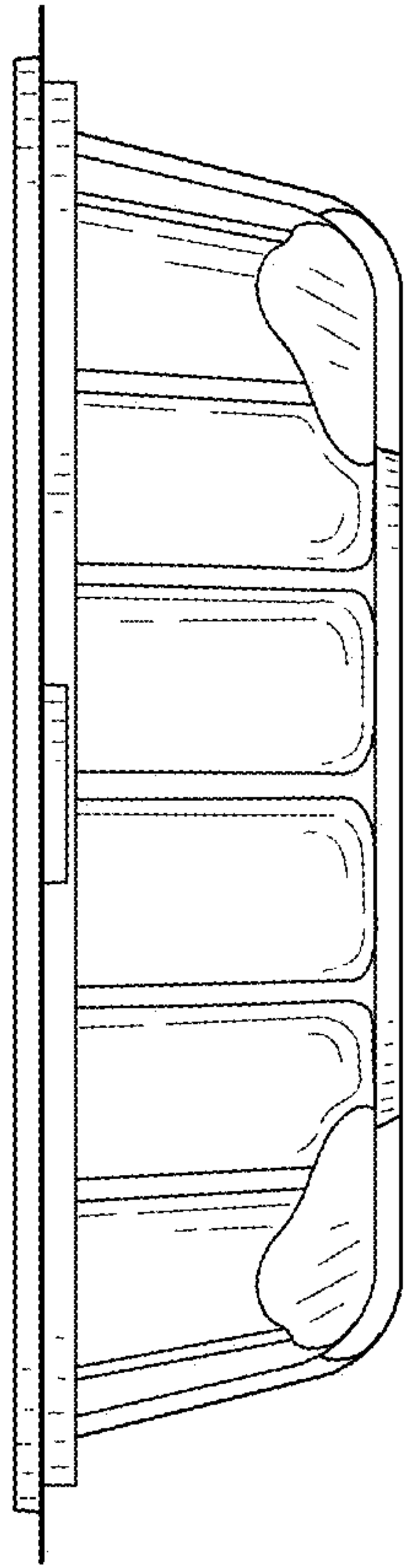


FIG. 7

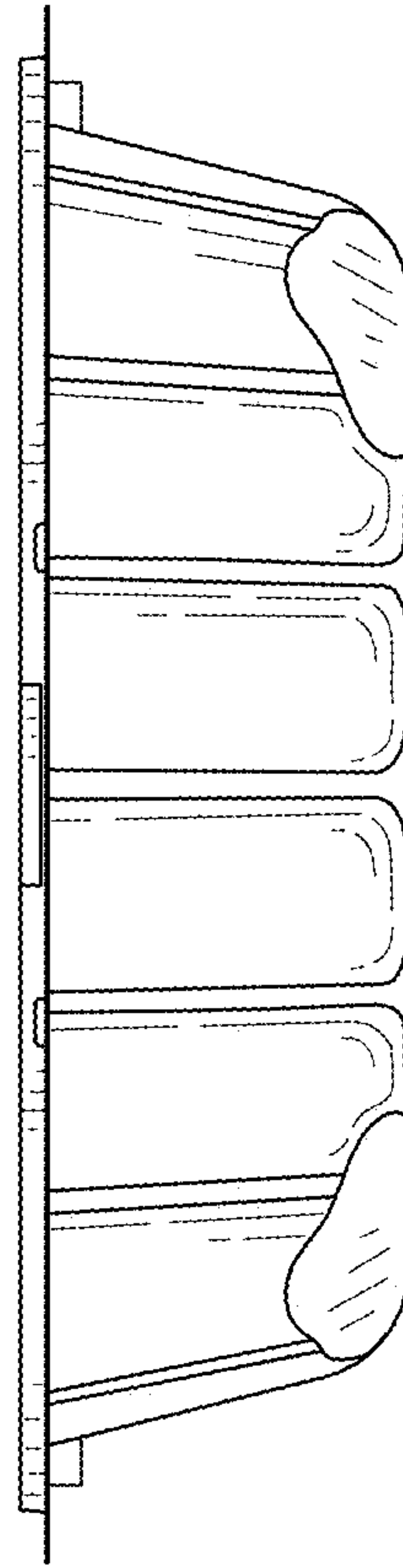


FIG. 8