



US00D919419S

(12) **United States Design Patent** (10) **Patent No.:** **US D919,419 S**
Wei (45) **Date of Patent:** **** May 18, 2021**

(54) **V-SHAPED HOOK**
(71) Applicant: **Dongguan Yijun Acrylic Products Co., Ltd.**, Dongguan (CN)
(72) Inventor: **Yongjin Wei**, Wuzhou (CN)
(73) Assignee: **Dongguan Yijun Acrylic Products Co., Ltd.**, Dongguan (CN)
(**) Term: **15 Years**
(21) Appl. No.: **29/763,190**
(22) Filed: **Dec. 21, 2020**
(51) **LOC (13) Cl.** **08-05**
(52) **U.S. Cl.**
USPC **D8/367**
(58) **Field of Classification Search**
USPC D8/367, 354, 349, 373; D6/323;
248/301-304, 339
CPC A47G 1/00; A47G 25/00
See application file for complete search history.

D832,684 S * 11/2018 Moore D8/367
D837,040 S * 1/2019 Connor D8/367
D847,618 S * 5/2019 Acevedo D8/367
D849,516 S * 5/2019 Johnson D8/367
D850,244 S 6/2019 Goodman
D863,943 S 10/2019 Knight
D865,494 S * 11/2019 Adelman D8/367
D867,768 S * 11/2019 Wright D6/315
D893,986 S * 8/2020 Adelman D8/367
D898,548 S * 10/2020 Elliott D8/337
2008/0299407 A1* 12/2008 Amboy B44C 5/04
428/542.2
2013/0255118 A1* 10/2013 Warren G09F 13/0404
40/572

* cited by examiner

Primary Examiner — Cynthia R Underwood
(74) *Attorney, Agent, or Firm* — True Shepherd LLC;
Andrew C. Cheng

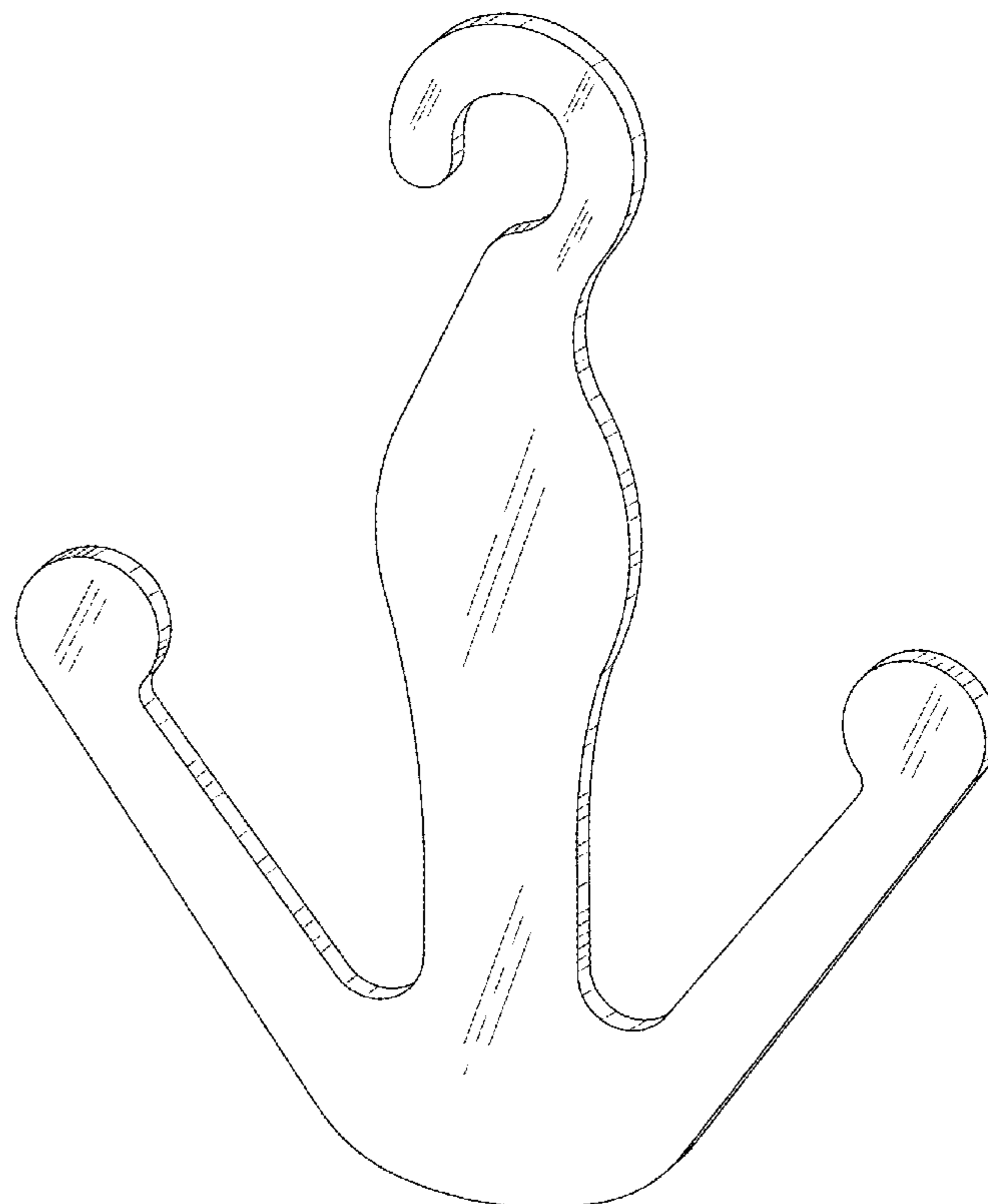
(57) **CLAIM**
The ornamental design for V-shaped hook, as shown and described.

DESCRIPTION

FIG. 1 is a perspective view of a V-shaped hook showing my new design;
FIG. 2 is a front view thereof;
FIG. 3 is a rear view thereof;
FIG. 4 is a left side view thereof;
FIG. 5 is a right side view thereof;
FIG. 6 is a top plan view thereof; and,
FIG. 7 is a bottom plan view thereof.

1 Claim, 7 Drawing Sheets

(56) **References Cited**
U.S. PATENT DOCUMENTS
1,833,388 A * 11/1931 Carmack A47G 25/28
223/88
D412,100 S * 7/1999 Kruse D8/367
D646,151 S * 10/2011 Potts D8/367
D694,613 S * 12/2013 Miles D8/367
9,433,261 B1 * 9/2016 Miles B60P 7/0823
D819,431 S 6/2018 Goodman



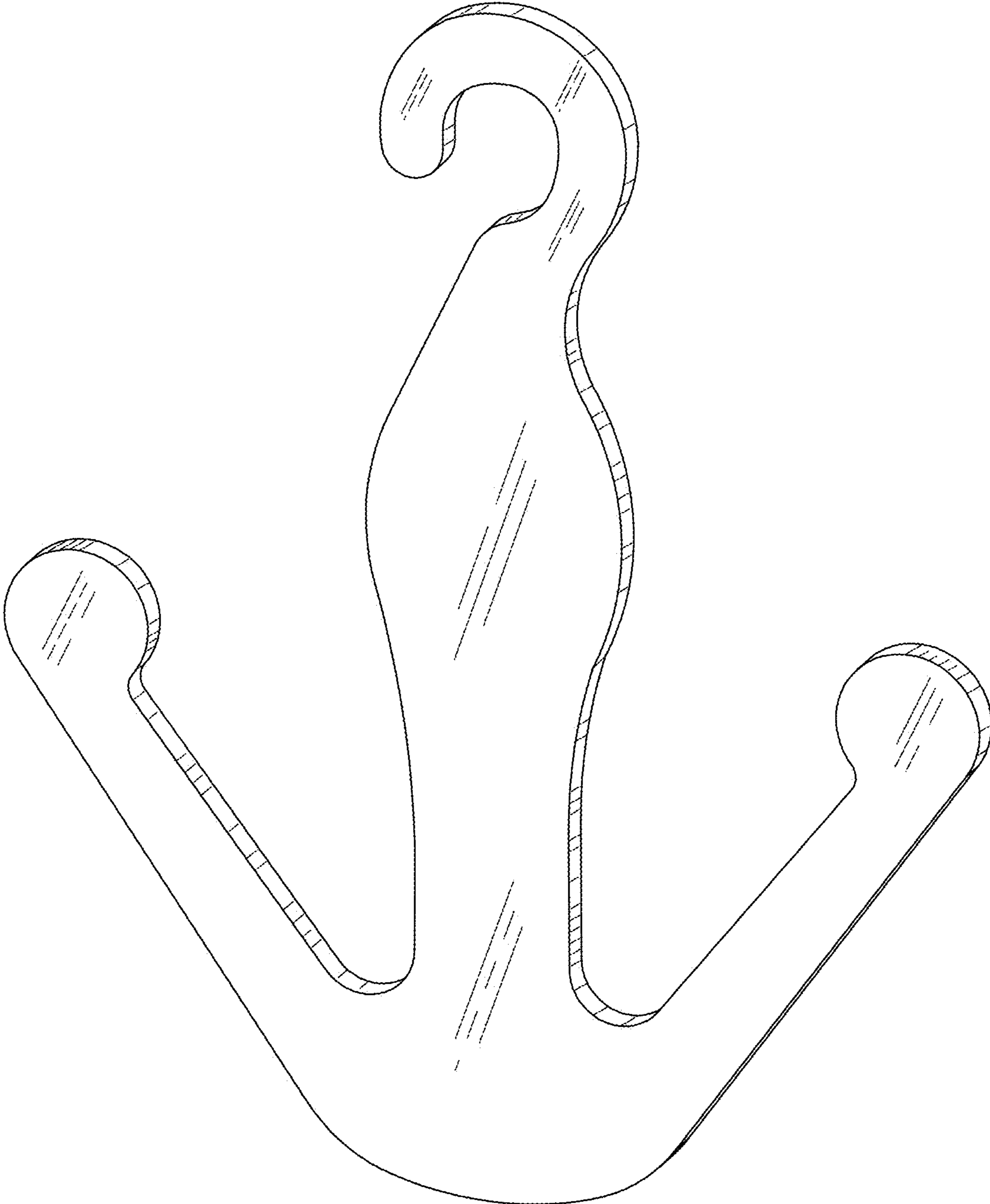


FIG. 1

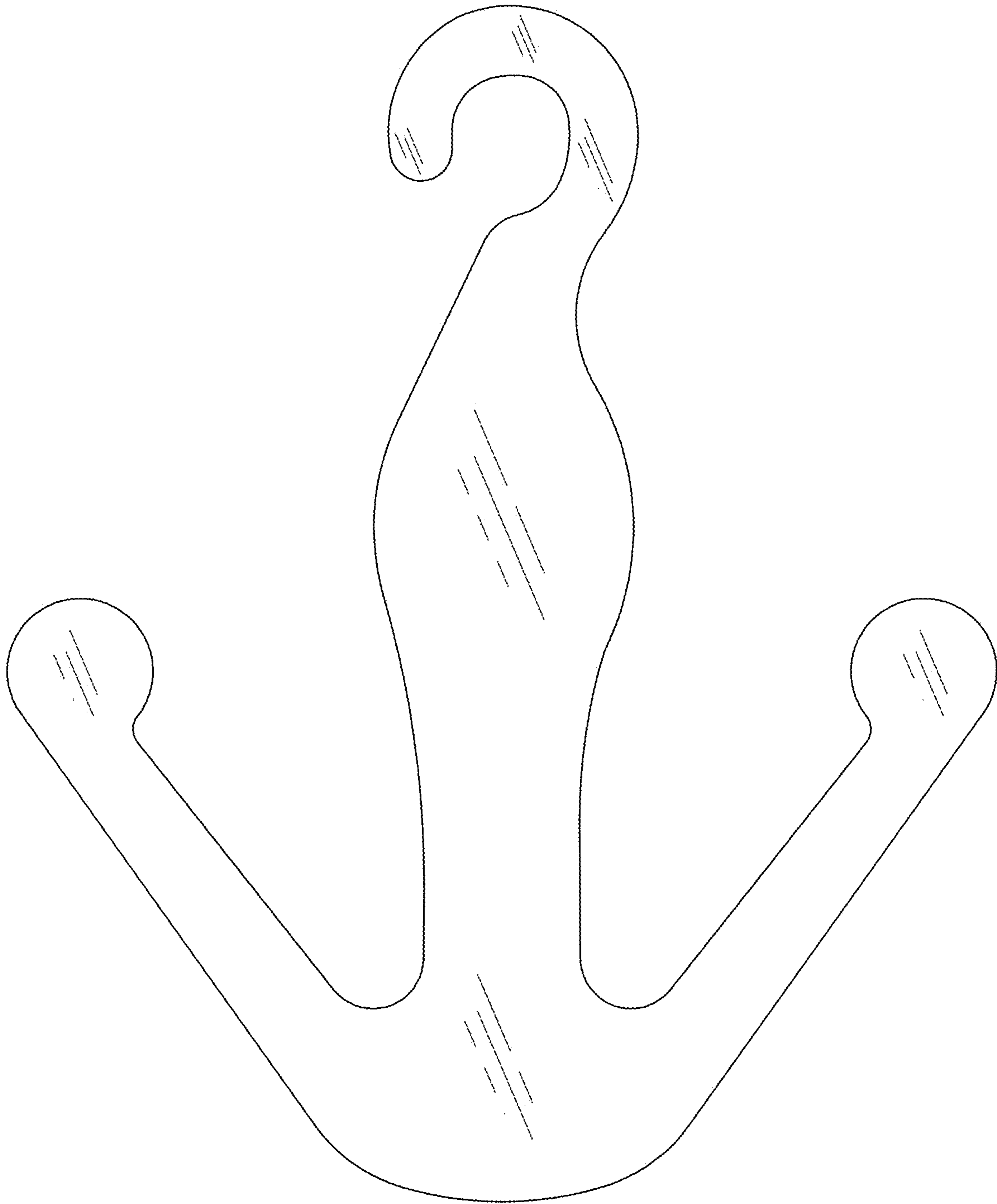


FIG.2

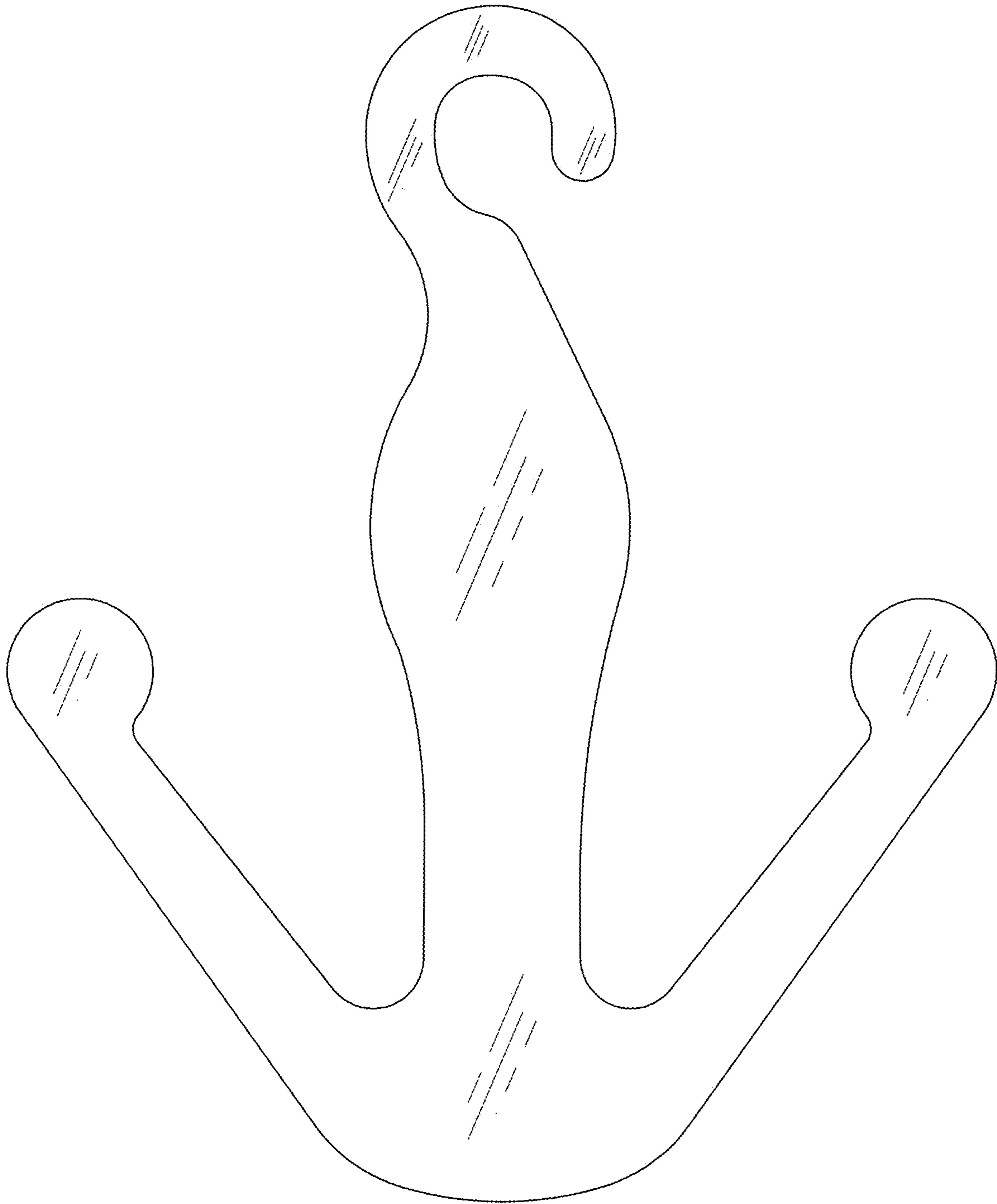


FIG.3

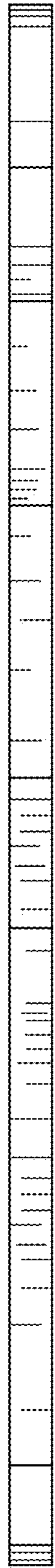


FIG.4



FIG.5



FIG.6



FIG.7