



US00D919406S

(12) **United States Design Patent**
Suh et al.

(10) **Patent No.:** **US D919,406 S**
(45) **Date of Patent:** **** May 18, 2021**

(54) **TORSION BAR HINGE ASSEMBLY FOR FOLDABLE CONTAINER**
(71) Applicant: **KOREA PALLET POOL Co., LTD,**
Seoul (KR)
(72) Inventors: **Byong Yoon Suh,** Seoul (KR); **Yong Jun Lee,** Cheonan-si (KR); **Shin Joon Kang,** Osan-si (KR); **Nu Ree Lee,** Seoul (KR)
(73) Assignee: **KOREA PALLET POOL CO., LTD.,**
Seoul (KR)

(**) Term: **15 Years**

(21) Appl. No.: **29/720,035**

(22) Filed: **Jan. 9, 2020**

(30) **Foreign Application Priority Data**

Jul. 9, 2019 (KR) 30-2019-0032866

(51) **LOC (13) Cl.** **08-06**

(52) **U.S. Cl.**
USPC **D8/323**

(58) **Field of Classification Search**
USPC D8/323, 327, 328, 329; 16/250, 251
CPC E05D 5/12; E05D 51/02; E05D 11/082;
E05D 11/0054; B64G 1/222; E05B 12/24;
E05B 13/0292
See application file for complete search history.

(56) **References Cited**

U.S. PATENT DOCUMENTS

D348,823 S * 7/1994 Bisbing D8/323
D533,433 S * 12/2006 Loggen D8/329
D541,624 S * 5/2007 Franchini D8/328

7,320,152 B2 * 1/2008 Lowry E05C 17/64
16/297
D644,499 S * 9/2011 Herglotz D8/327
D661,174 S * 6/2012 Ogawa D8/323
D741,142 S * 10/2015 Todd, Jr. D8/327
D745,363 S * 12/2015 Polo Friz D8/323
D747,949 S * 1/2016 Lindo D8/323
D748,450 S * 2/2016 Ganter D8/323
D789,766 S * 6/2017 Todd, Jr. D8/323
D796,296 S * 9/2017 Kaplan D8/323
10,151,128 B2 * 12/2018 Hatano E05D 11/084
D839,713 S * 2/2019 Woolley D8/323
D841,418 S * 2/2019 Kidd D8/21
10,202,791 B1 * 2/2019 Jean E05D 11/082
D842,679 S * 3/2019 Todd, Jr. D8/323
D859,127 S * 9/2019 Todd, Jr. D8/323
10,626,651 B2 * 4/2020 Chang E05F 3/20
D898,531 S * 10/2020 Kerr D8/21
10,851,570 B2 * 12/2020 Smith E05D 11/06
2021/0072102 A1 * 3/2021 He G01L 3/101

* cited by examiner

Primary Examiner — Cynthia R Underwood
(74) *Attorney, Agent, or Firm* — Rabin & Berdo, P.C.

(57) **CLAIM**

The ornamental design for a torsion bar hinge assembly for foldable container, as shown and described.

DESCRIPTION

FIG. 1 is a perspective view of a torsion bar hinge assembly for foldable container showing my new design;
FIG. 2 is a front elevational view thereof;
FIG. 3 is a rear elevational view thereof;
FIG. 4 is a left side elevational view thereof;
FIG. 5 is a right side elevational view thereof;
FIG. 6 is a top plan view thereof;
FIG. 7 is a bottom plan view thereof; and,
FIG. 8 is an exploded perspective view thereof.

1 Claim, 7 Drawing Sheets

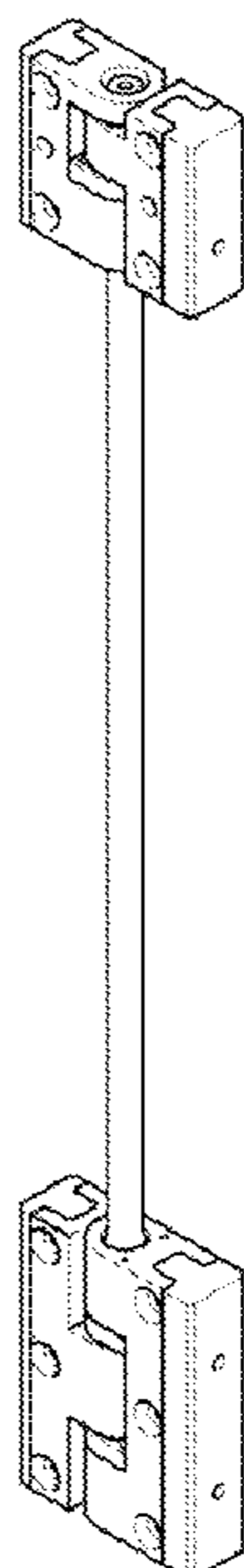


FIG. 1

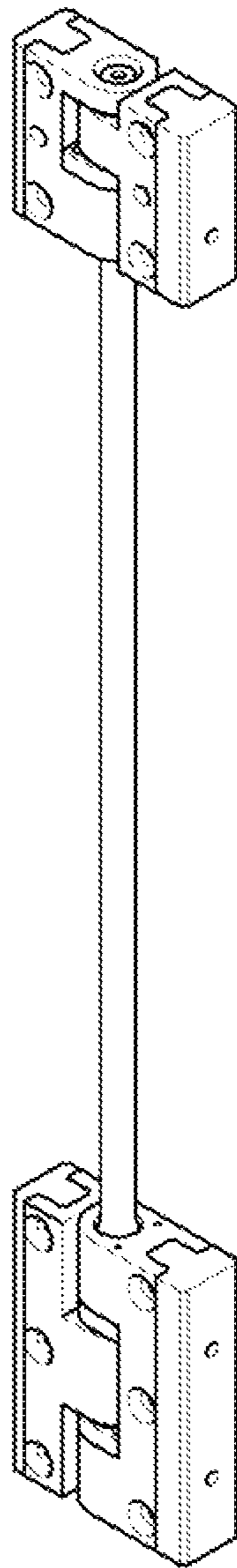


FIG. 2

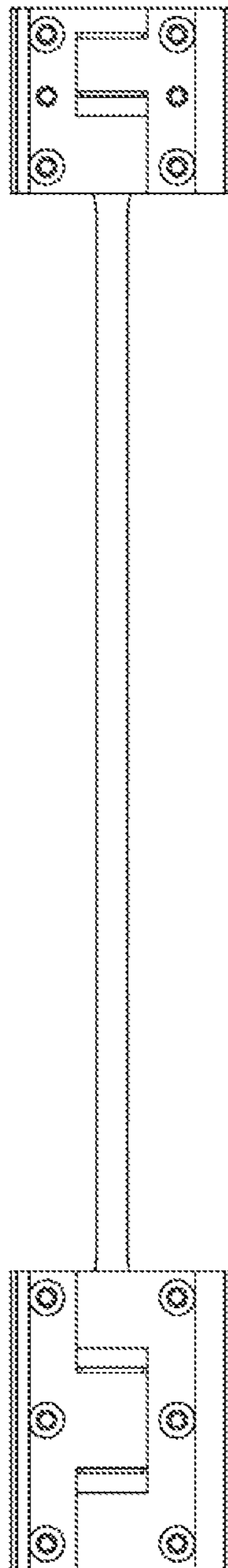


FIG. 3

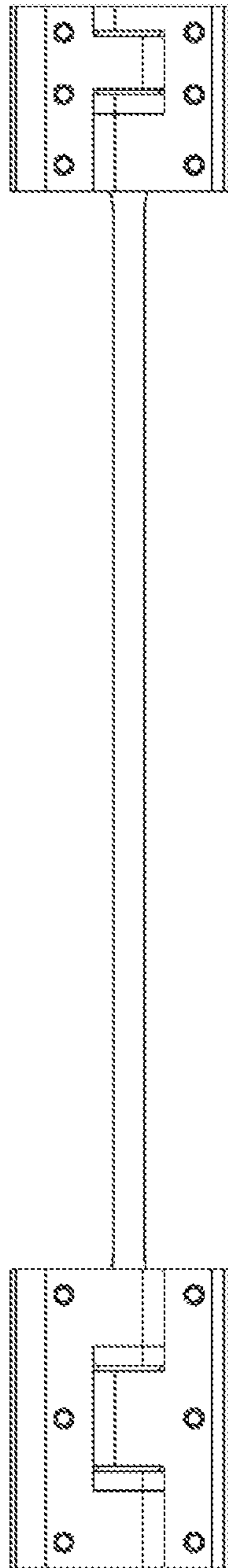


FIG. 4




FIG. 5




FIG. 6



FIG. 7



FIG. 8

