



US00D919402S

(12) **United States Design Patent** (10) **Patent No.:** **US D919,402 S**
Su (45) **Date of Patent:** **** *May 18, 2021**

(54) **TOOL HANDLE**
(71) Applicant: **Hong Ann Tool Industries Co., Ltd.,**
Taichung (TW)
(72) Inventor: **Cheng-Wei Su, Taichung (TW)**
(73) Assignee: **Hong Ann Tool Industries Co., Ltd.,**
Taichung (TW)
(*) Notice: This patent is subject to a terminal disclaimer.
(**) Term: **15 Years**
(21) Appl. No.: **29/690,569**
(22) Filed: **May 9, 2019**
(51) **LOC (13) Cl.** **08-05**
(52) **U.S. Cl.**
USPC **D8/107**
(58) **Field of Classification Search**
USPC D8/14, 51, 82, 83, 107, 300, 303
CPC B25B 5/003; B25B 5/006; B25B 5/068;
B25B 5/102; B25B 5/16; B25B 5/163;
B25B 5/166; B25B 15/02; B27B 27/10
See application file for complete search history.

(56) **References Cited**
U.S. PATENT DOCUMENTS
5,054,772 A * 10/1991 Winston A63B 5/20
482/82
D331,681 S * 12/1992 Schaefer D6/580
5,725,422 A * 3/1998 Leweck B24B 23/005
16/426
D396,910 S * 8/1998 Henke D32/48

D419,846 S * 2/2000 Hasan D8/83
D439,129 S * 3/2001 Chen D8/107
D481,290 S * 10/2003 Thompson D8/107
D551,530 S * 9/2007 Hirsch D8/107
D583,868 S * 12/2008 Peterson D19/203
D621,680 S * 8/2010 Hsu D8/303
D633,363 S * 3/2011 Quinlan D8/303
D651,683 S * 1/2012 Frazier D22/142
D716,946 S * 11/2014 Wilson D19/199
D807,147 S * 1/2018 Renault D8/303
D808,766 S * 1/2018 Weinberg D8/107
D866,899 S * 11/2019 Harrington D32/52

* cited by examiner
Primary Examiner — Philip S Hyder
(74) *Attorney, Agent, or Firm* — Alan D. Kamrath; Karin L. Williams; Mayer & Williams PC

(57) **CLAIM**
The ornamental design for a tool handle, as shown and described.

DESCRIPTION
FIG. 1 is a perspective view of a tool handle showing my new design;
FIG. 2 is a front view thereof;
FIG. 3 is a rear view thereof;
FIG. 4 is a left view thereof;
FIG. 5 is a right view thereof;
FIG. 6 is a top view thereof; and,
FIG. 7 is a bottom view thereof.
The two gray colorations indicate the contrast in appearance, and show two nonspecific different colors.

1 Claim, 7 Drawing Sheets






FIG. 1




FIG. 2




FIG. 3




FIG. 4




FIG. 5

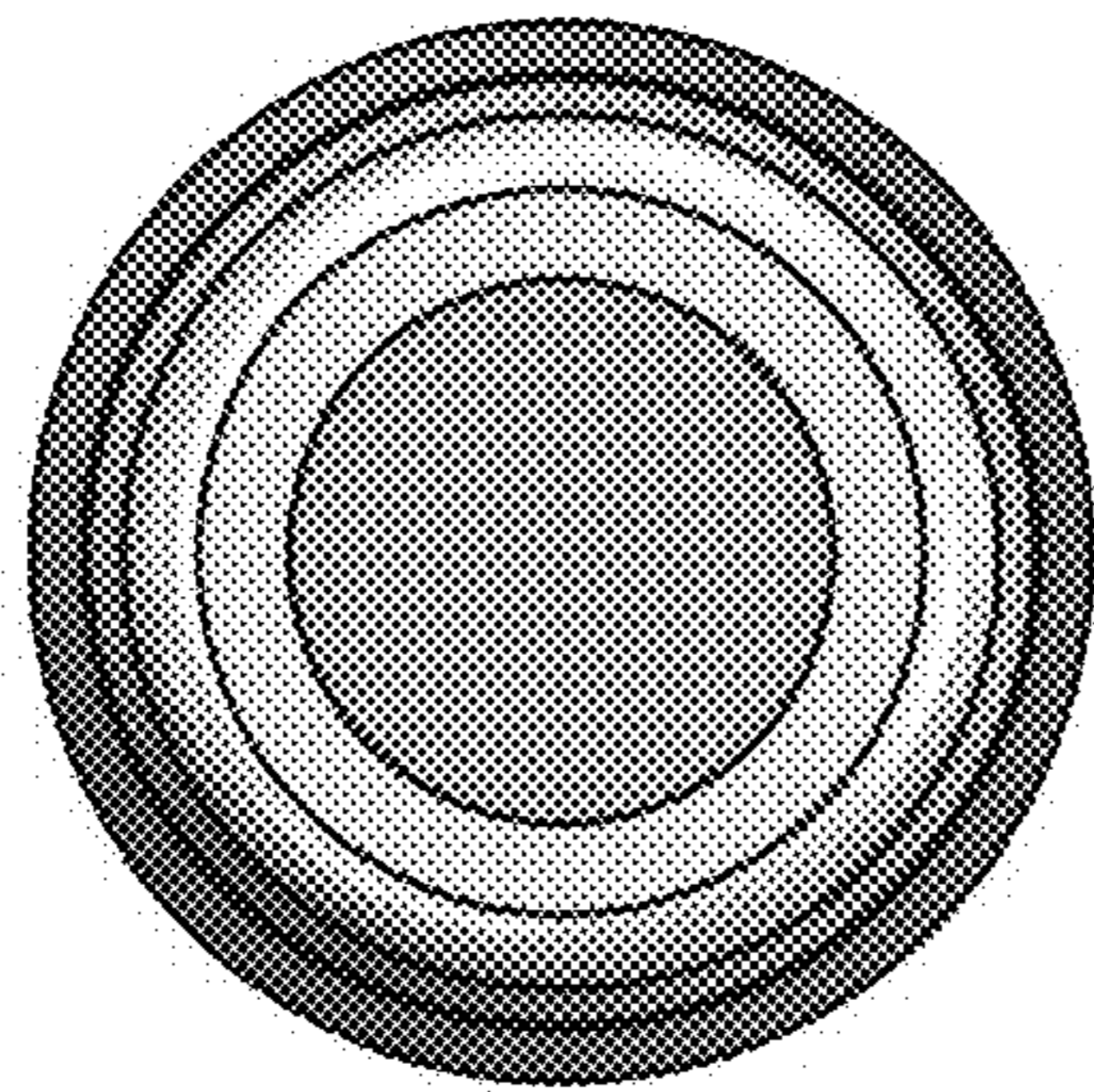


FIG. 6




FIG. 7