



US00D919401S

(12) **United States Design Patent** (10) **Patent No.:** **US D919,401 S**
Clinton (45) **Date of Patent:** **** May 18, 2021**

(54) **FOLDING KNIFE**

(71) Applicant: **Spyderco, Inc.**, Golden, CO (US)

(72) Inventor: **Lance Clinton**, Miami, FL (US)

(73) Assignee: **Spyderco, Inc.**, Golden, CO (US)

(**) Term: **15 Years**

(21) Appl. No.: **29/703,964**

(22) Filed: **Aug. 30, 2019**

(51) **LOC (13) Cl.** **08-03**

(52) **U.S. Cl.**
USPC **D8/99**

(58) **Field of Classification Search**
USPC D8/98, 99, 100, 105, 107; D22/118
(Continued)

(56) **References Cited**

U.S. PATENT DOCUMENTS

D224,389 S 7/1972 Wood
D229,472 S 12/1973 Collins
(Continued)

OTHER PUBLICATIONS

U.S. Appl. No. 29/703,957, filed Aug. 30, 2019, Glesser et al.
(Continued)

Primary Examiner — Philip S Hyder

(74) *Attorney, Agent, or Firm* — Sheridan Ross P.C.

(57) **CLAIM**

The ornamental design for a folding knife, as shown and described.

DESCRIPTION

FIG. 1 is a perspective view of the folding knife shown in the open position and both the blade and handle having general shading;

FIG. 2 is a front elevation view thereof;
FIG. 3 is a rear elevation view thereof;
FIG. 4 is a right elevation view thereof;
FIG. 5 is a left elevation view thereof;
FIG. 6 is a top plan view thereof;
FIG. 7 is a bottom plan view thereof;
FIG. 8 is a perspective view of the folding knife shown in the closed position;
FIG. 9 is a front elevation view of the folding knife shown in FIG. 8;
FIG. 10 is a rear elevation view of the folding knife shown in FIG. 8;
FIG. 11 is a right elevation view of the folding knife shown in FIG. 8;
FIG. 12 is a left elevation view of the folding knife shown in FIG. 8;
FIG. 13 is a top plan view of the folding knife shown in FIG. 8;
FIG. 14 is a bottom plan view of the folding knife shown in FIG. 8;
FIG. 15 is a perspective view of a folding knife according to another embodiment shown in the open position and both the blade and handle having general shading;
FIG. 16 is a front elevation view of the folding knife shown in FIG. 15;
FIG. 17 is a rear elevation view of the folding knife shown in FIG. 15;
FIG. 18 is a right elevation view of the folding knife shown in FIG. 15;
FIG. 19 is a left elevation view of the folding knife shown in FIG. 15;
FIG. 20 is a top plan view of the folding knife shown in FIG. 15;
FIG. 21 is a bottom plan view of the folding knife shown in FIG. 15;
FIG. 22 is a perspective view of the folding knife of FIG. 15 shown in the closed position;
FIG. 23 is a front elevation view of the folding knife shown in FIG. 22;
FIG. 24 is a rear elevation view of the folding knife shown in FIG. 22;
FIG. 25 is a right elevation view of the folding knife shown in FIG. 22;

(Continued)

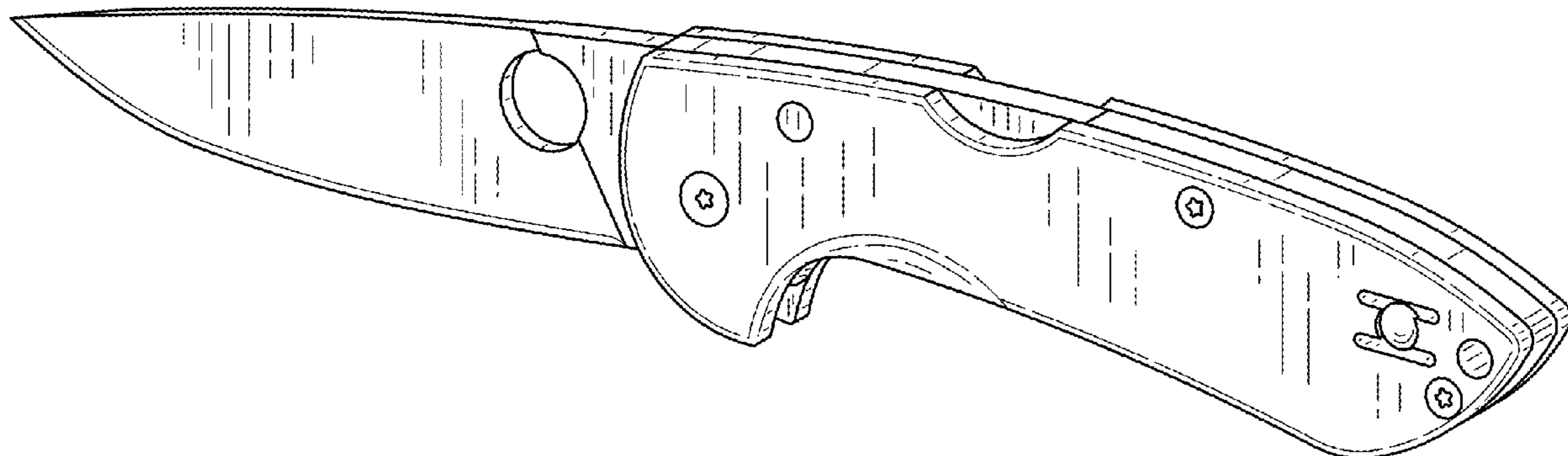


FIG. 26 is a left elevation view of the folding knife shown in FIG. 22;

FIG. 27 is a top plan view of the folding knife shown in FIG. 22;

FIG. 28 is a bottom plan view of the folding knife shown in FIG. 22;

FIG. 29 is a perspective view of a folding knife according to another embodiment shown in the open position, where the closed position is the same as FIGS. 8-14;

FIG. 30 is a front elevation view of the folding knife shown in FIG. 29;

FIG. 31 is a rear elevation view of the folding knife shown in FIG. 29;

FIG. 32 is a right elevation view of the folding knife shown in FIG. 29;

FIG. 33 is a left elevation view of the folding knife shown in FIG. 29;

FIG. 34 is a top plan view of the folding knife shown in FIG. 29; and,

FIG. 35 is a bottom plan view of the folding knife shown in FIG. 29.

The broken lines depict portions of the folding knife in which the design is embodied that are not considered part of the claimed design.

1 Claim, 30 Drawing Sheets

(58) **Field of Classification Search**

CPC B26B 5/001; B26B 5/003; B26B 11/00;
B26B 1/08; B26B 1/02; B26B 1/10;
B26B 1/04; B26B 1/042; B26B 1/048;
B26B 3/08; B26B 29/06

See application file for complete search history.

(56) **References Cited**

U.S. PATENT DOCUMENTS

| | | | | |
|-----------|-----|---------|-----------------|-----------------------|
| 4,347,665 | A | 9/1982 | Glesser | |
| D270,655 | S | 9/1983 | Collins | |
| D277,536 | S | 2/1985 | Baer | |
| 4,546,510 | A | 10/1985 | Harrison | |
| 4,607,432 | A | 8/1986 | Montgomery | |
| D303,210 | S | 9/1989 | Thompson | |
| D308,009 | S | 5/1990 | Evrell | |
| D310,621 | S | 9/1990 | Thompson | |
| 5,060,379 | A | 10/1991 | Neely | |
| D333,251 | S | 2/1993 | Glesser | |
| D336,232 | S | 6/1993 | Thompson et al. | |
| D344,006 | S | 2/1994 | Glesser | |
| D347,375 | S | 5/1994 | Sakai | |
| D348,599 | S | 7/1994 | Sakai | |
| 5,400,509 | A | 3/1995 | Collins | |
| D366,408 | S | 1/1996 | Sessions et al. | |
| D367,599 | S | 3/1996 | Sakai | |
| 5,495,673 | A | 3/1996 | Gardiner et al. | |
| D371,288 | S | 7/1996 | Thompson | |
| D377,443 | S | 1/1997 | Seber et al. | |
| D379,294 | S | 5/1997 | Lum | |
| 5,628,117 | A * | 5/1997 | Glesser | B26B 11/00 224/679 |
| D381,060 | S | 7/1997 | Moran | |
| D382,189 | S | 8/1997 | Viele | |
| D384,871 | S | 10/1997 | McWillis | |
| 5,689,890 | A | 11/1997 | Glesser | |
| D387,966 | S | 12/1997 | Horn | |

| | | | | |
|--------------|------|---------|----------------|----------------------|
| D389,389 | S | 1/1998 | Glesser | |
| D389,718 | S | 1/1998 | Wegner | |
| 5,704,129 | A * | 1/1998 | Glesser | B26B 1/02 30/123 |
| D392,539 | S | 3/1998 | Balolia | |
| 5,737,841 | A | 4/1998 | McHenry et al. | |
| D402,178 | S | 12/1998 | Glesser | |
| D402,524 | S | 12/1998 | Glesser | |
| D404,990 | S * | 2/1999 | Zowada | D8/99 |
| D407,002 | S | 3/1999 | Morton et al. | |
| 5,964,036 | A * | 10/1999 | Centofante | B26B 1/048 30/155 |
| D418,383 | S | 1/2000 | Bradichansky | |
| D421,378 | S | 3/2000 | Glesser | |
| D422,190 | S | 4/2000 | Zaha | |
| D422,871 | S * | 4/2000 | Terzuola | D8/99 |
| 6,101,723 | A * | 8/2000 | Ford | B26B 1/044 30/157 |
| D434,631 | S * | 12/2000 | Lum | D8/99 |
| D435,420 | S | 12/2000 | Ayoob | |
| D438,443 | S * | 3/2001 | Keating | D8/99 |
| D441,827 | S | 5/2001 | Frank | |
| D442,460 | S | 5/2001 | Glesser | |
| D461,387 | S | 8/2002 | Glesser | |
| D464,551 | S | 10/2002 | Glesser | |
| D474,669 | S | 5/2003 | Onion | |
| D488,045 | S * | 4/2004 | Onion | D8/99 |
| 6,751,868 | B2 * | 6/2004 | Glesser | B26B 1/048 30/160 |
| 6,918,184 | B2 * | 7/2005 | Glesser | B26B 1/04 30/161 |
| D553,469 | S | 10/2007 | Onion | |
| D566,222 | S | 4/2008 | Hawk et al. | |
| D567,055 | S * | 4/2008 | Renzi | D8/99 |
| D569,213 | S | 5/2008 | Renzi et al. | |
| D581,240 | S | 11/2008 | Glesser et al. | |
| D593,838 | S * | 6/2009 | Williams | D8/99 |
| 7,676,932 | B2 | 3/2010 | Grice | |
| D614,933 | S | 5/2010 | Freeman | |
| D697,780 | S | 1/2014 | Pelton | |
| D699,315 | S | 2/2014 | Seeds et al. | |
| D739,697 | S | 9/2015 | Glesser | |
| D743,769 | S * | 11/2015 | Glesser | D8/99 |
| D747,946 | S * | 1/2016 | Carey | D8/99 |
| D752,412 | S * | 3/2016 | Mears | D8/99 |
| D753,459 | S * | 4/2016 | Glesser | D8/99 |
| 9,592,612 | B2 * | 3/2017 | Koenig | B26B 1/06 |
| D814,902 | S | 4/2018 | Berenji et al. | |
| 9,943,970 | B2 * | 4/2018 | Glesser | B26B 1/048 |
| D816,457 | S * | 5/2018 | Demko | D8/99 |
| D835,490 | S * | 12/2018 | Glesser | D8/99 |
| 2013/0305541 | A1 * | 11/2013 | Koenig | B26B 1/04 30/161 |
| 2015/0128426 | A1 * | 5/2015 | Sakai | B26B 1/042 30/161 |
| 2020/0215705 | A1 * | 7/2020 | Glesser | B26B 1/048 |

OTHER PUBLICATIONS

U.S. Appl. No. 29/703,961, filed Aug. 30, 2019, Glesser et al.
U.S. Appl. No. 29/712,620, filed Nov. 9, 2019, Lai.
Gorilla and Sons Catalog, pp. 5, 15, 21 and 57, Jungle, Benchmade, SOG and GKT knives, 1997, 4 pages.
Russell, "Catalog of Knives", pp. 7, 9 and 29, Spring 1996, 3 pages.
"Spyderco Domino~C172CFTI," Spyderco Inc., 2014, 1 page.
"Spyderco Para-Military G-10, C81G," Spyderco Inc., 2004, retrieved from <https://www.spyderco.com/catalog/details/C81G/34>, retrieved on Jun. 6, 2017, 1 page.
"Spyderco Para-Military G-10 Black, C81G2," Spyderco Inc., 2004, retrieved from <https://www.spyderco.com/catalog/details/C81G2/472>, retrieved on Jun. 6, 2017, 1 page.

* cited by examiner

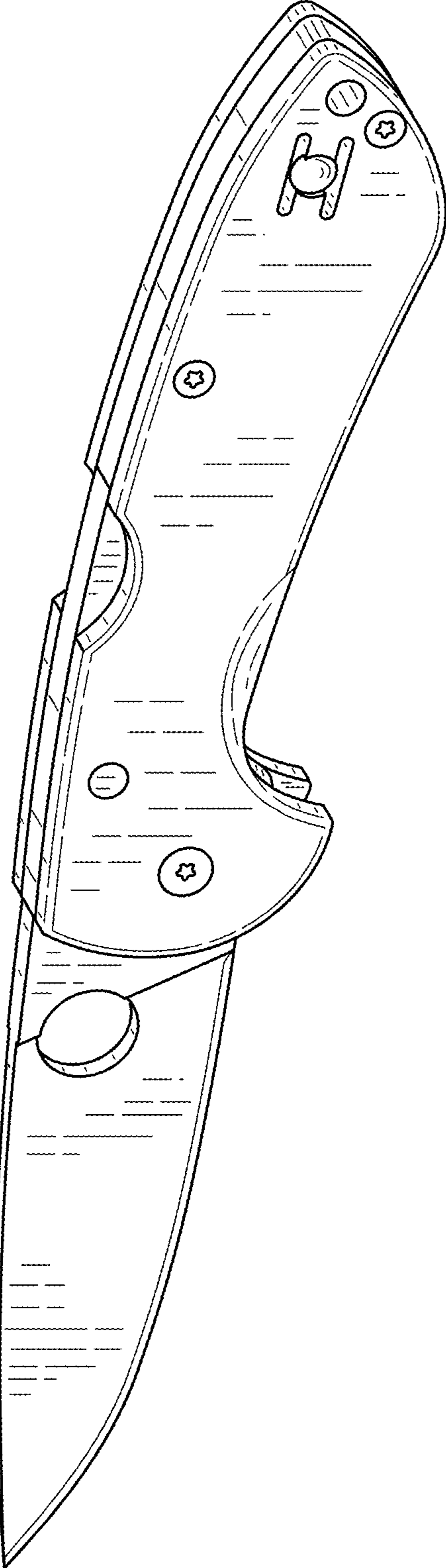


FIG.1

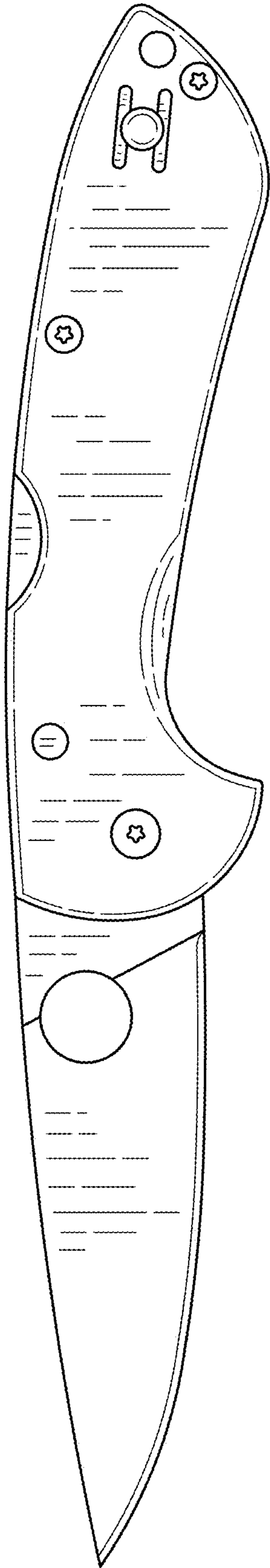


FIG.2

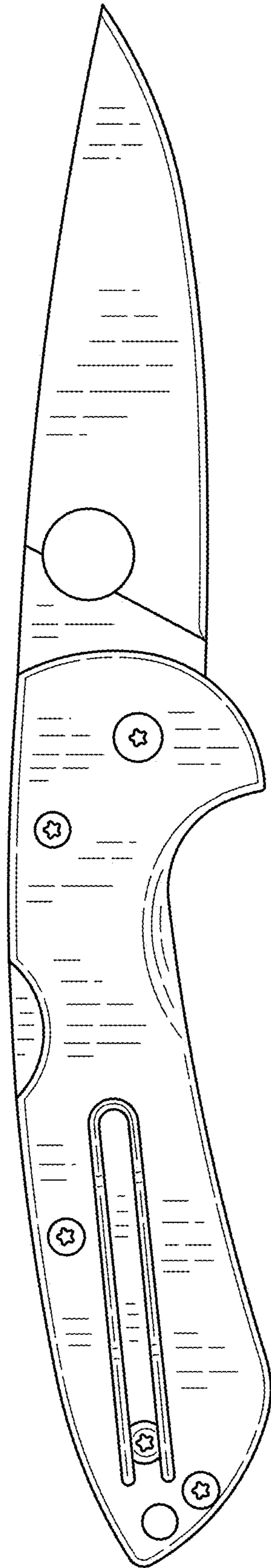


FIG. 3

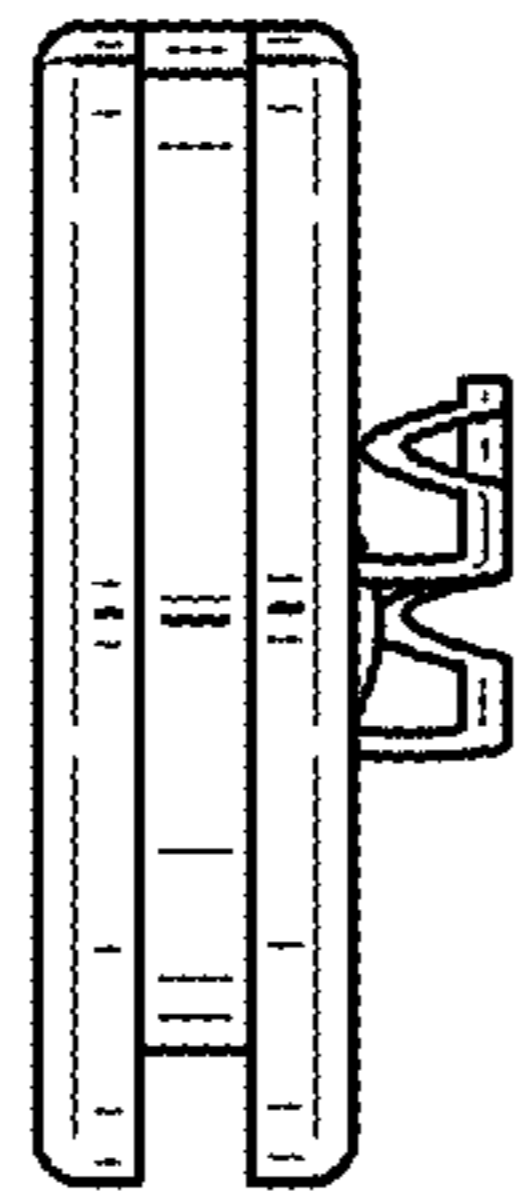


FIG.4

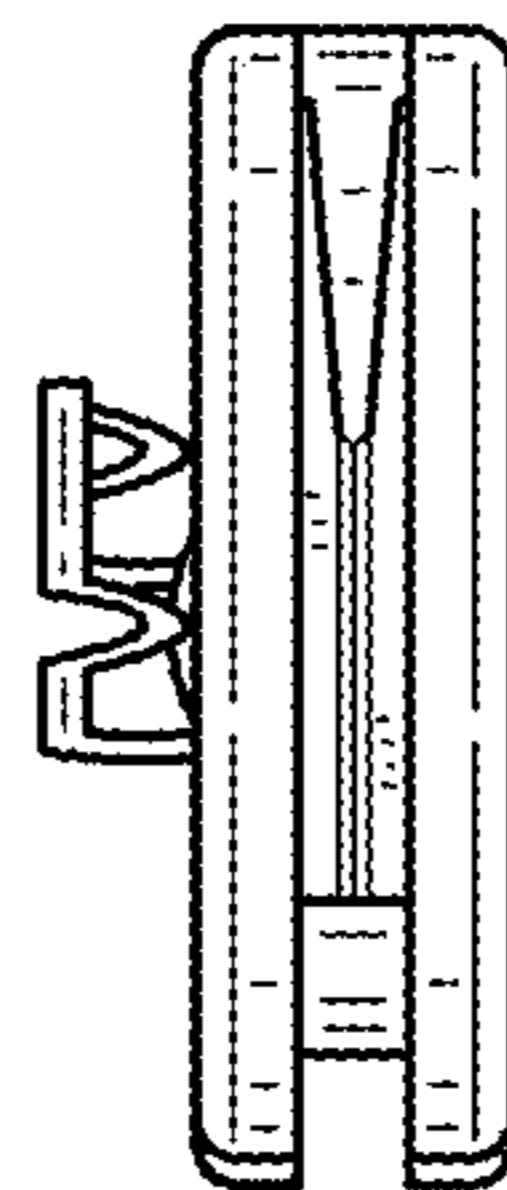


FIG.5

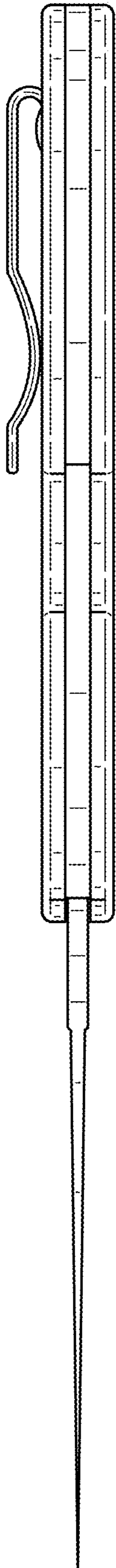


FIG.6

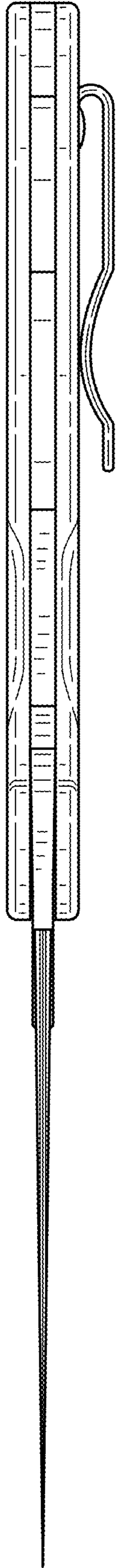


FIG.7

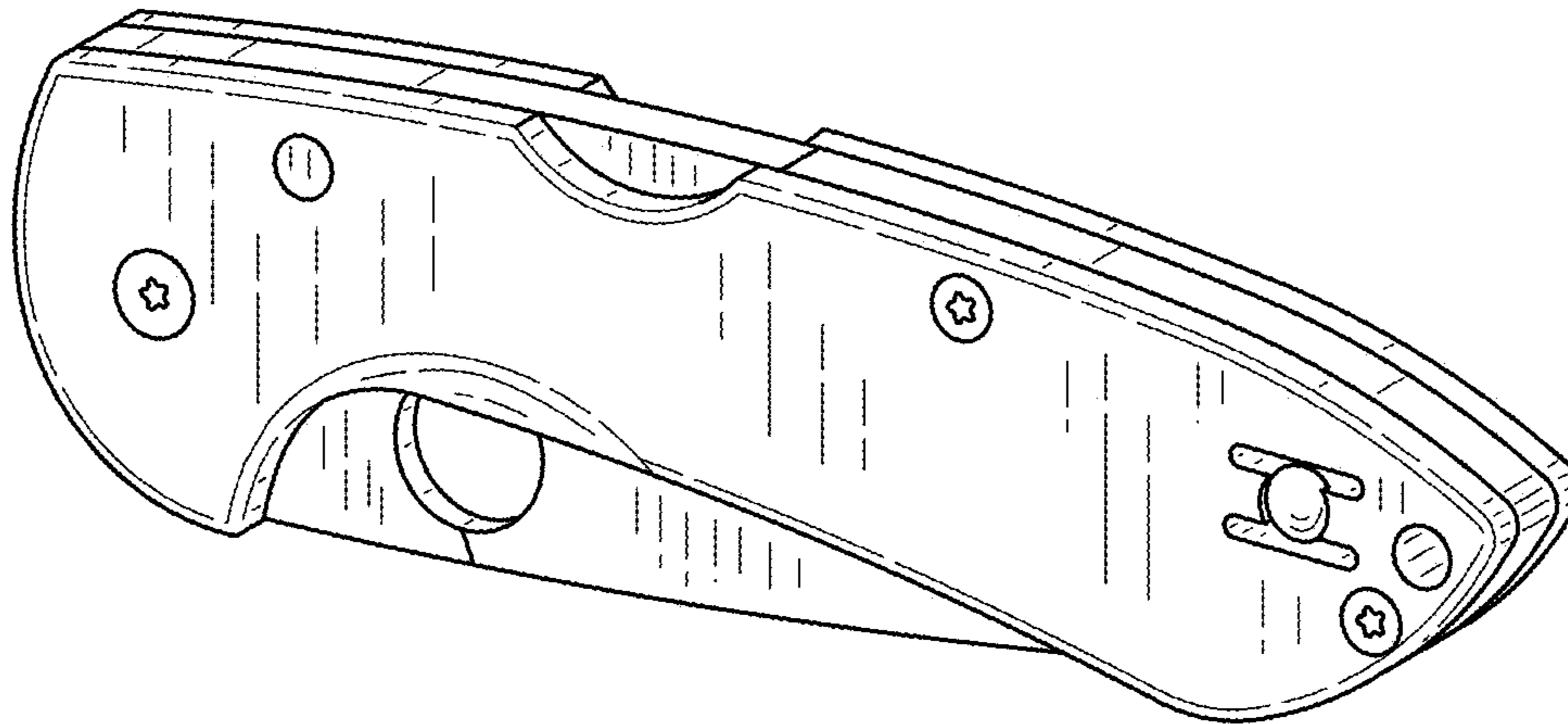


FIG.8

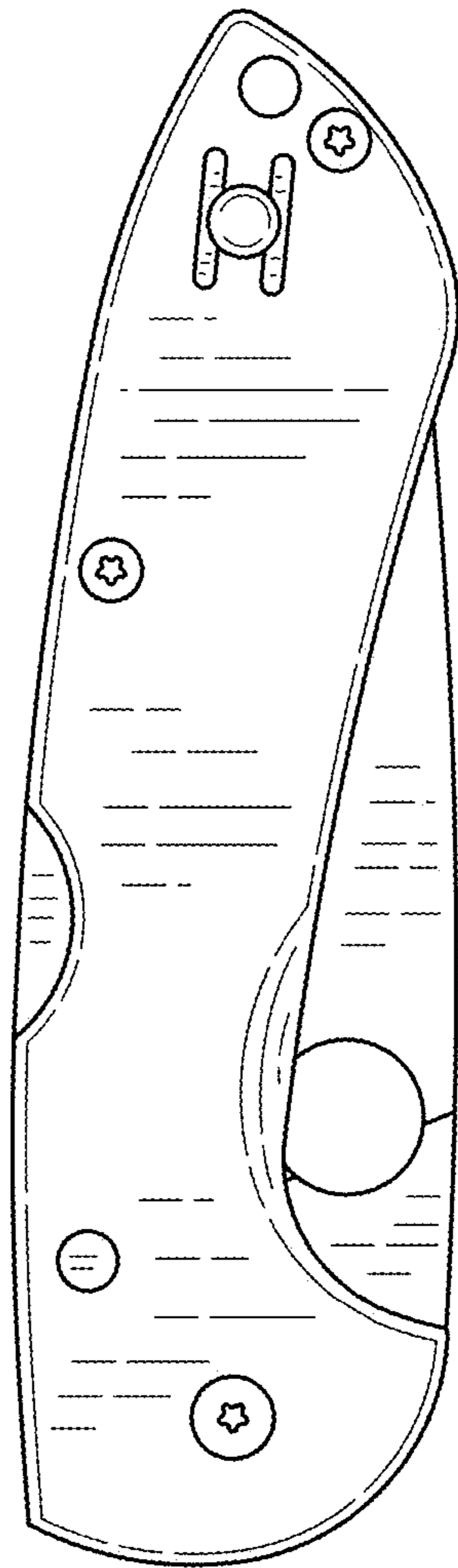


FIG.9

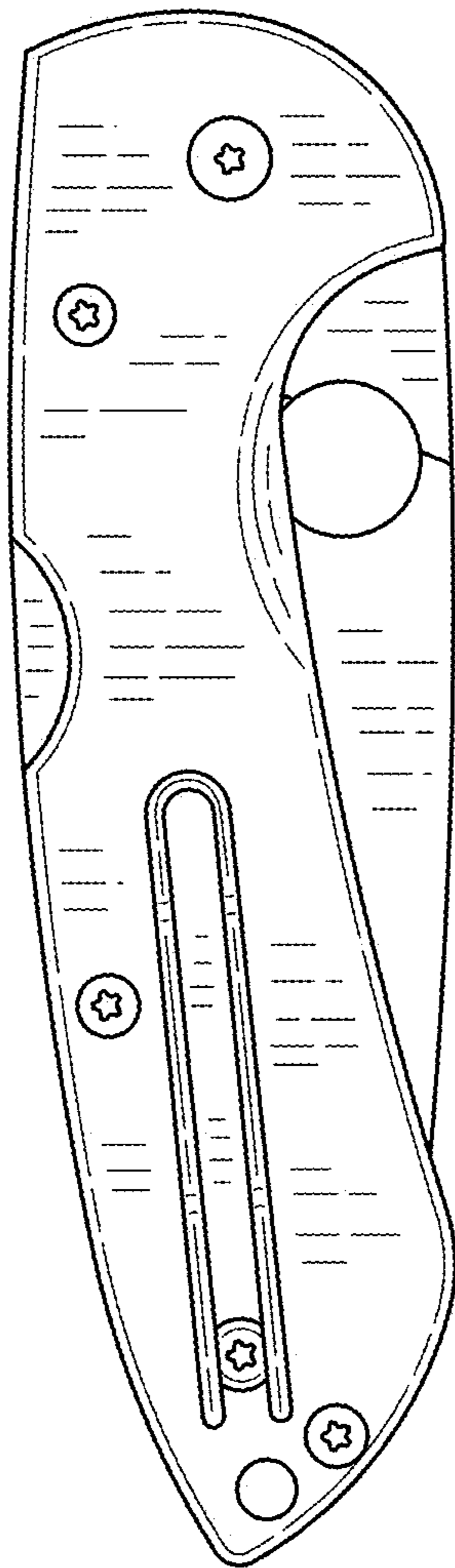


FIG.10

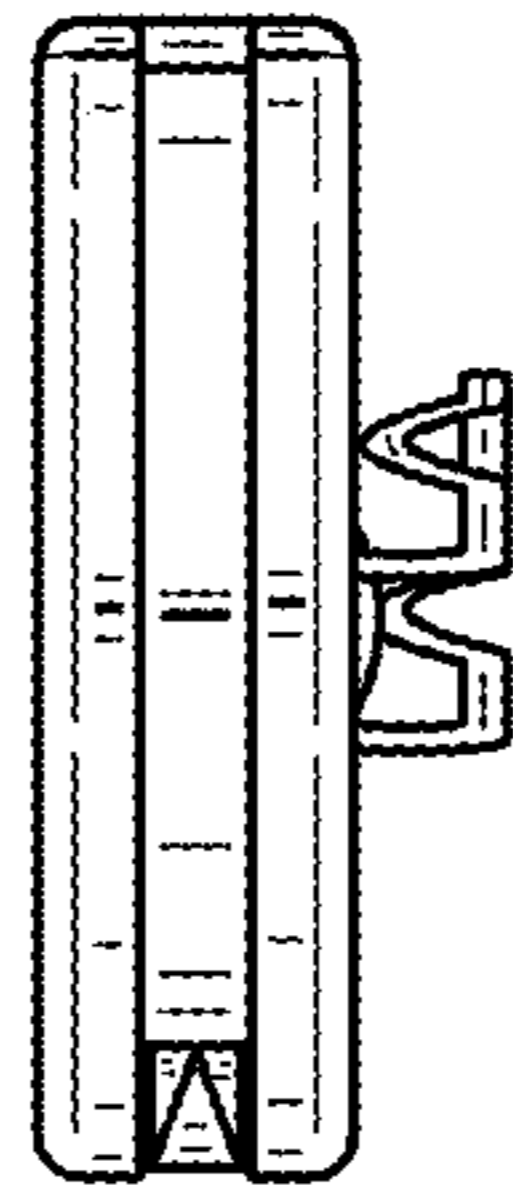


FIG. 11

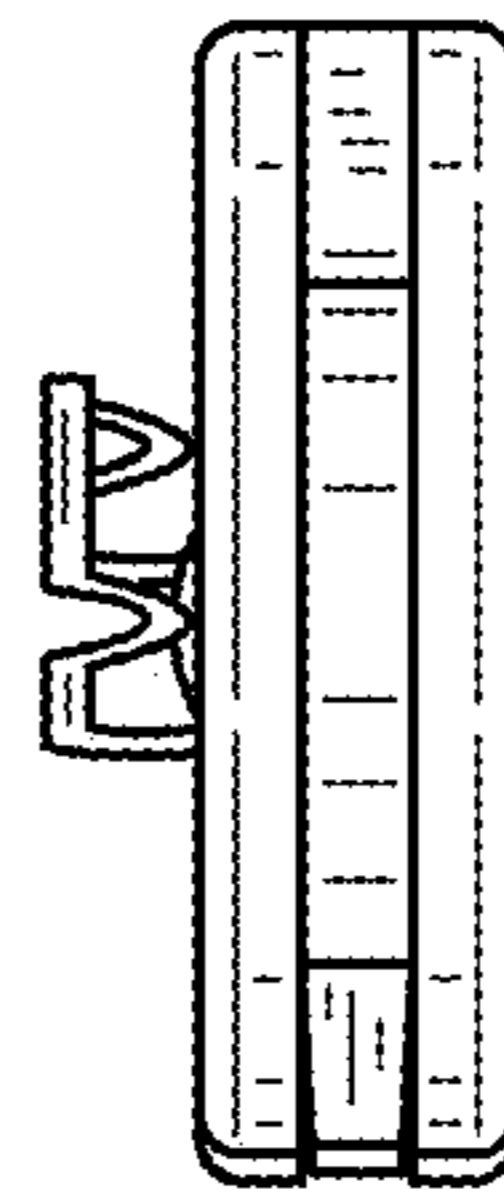


FIG. 12

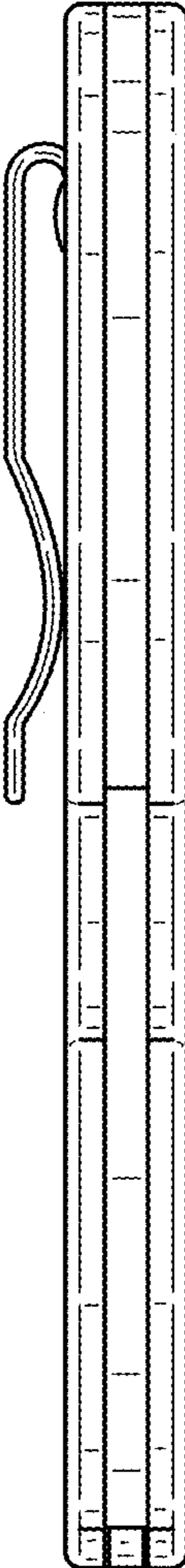


FIG.13

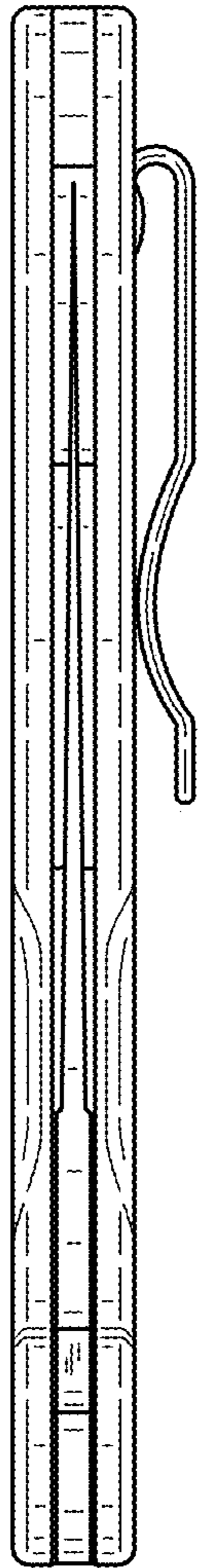


FIG.14

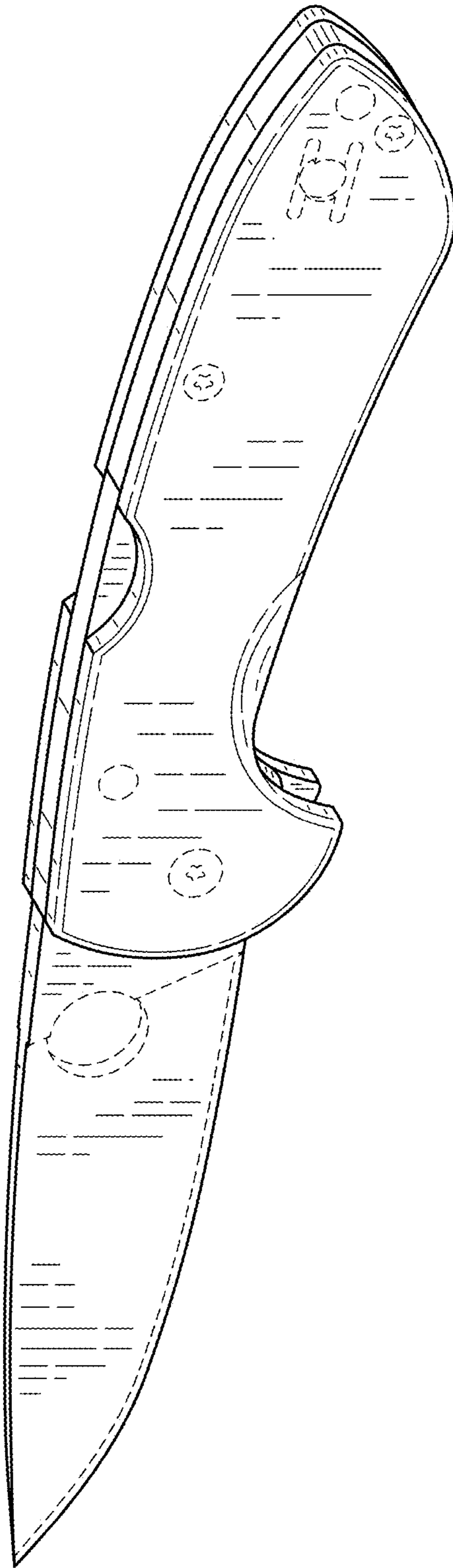


FIG.15

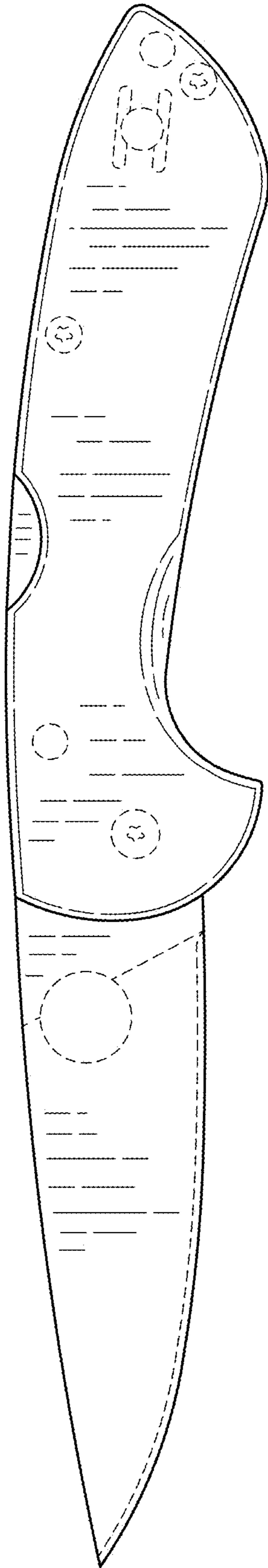


FIG.16

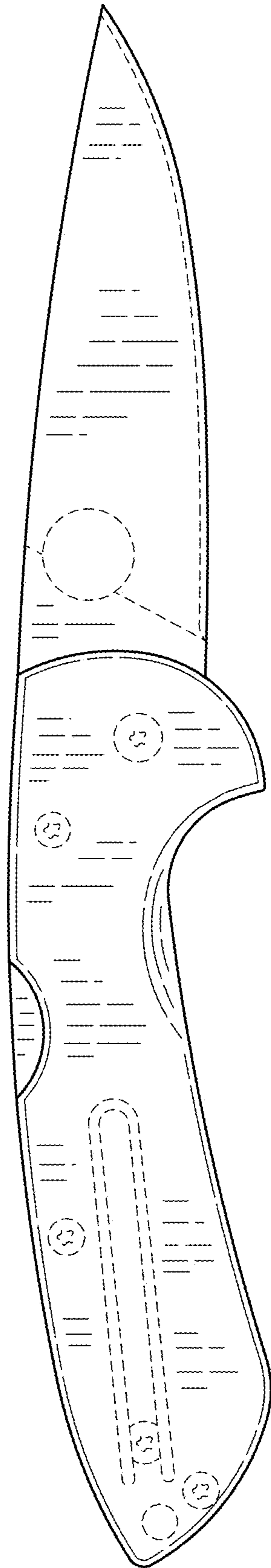


FIG.17

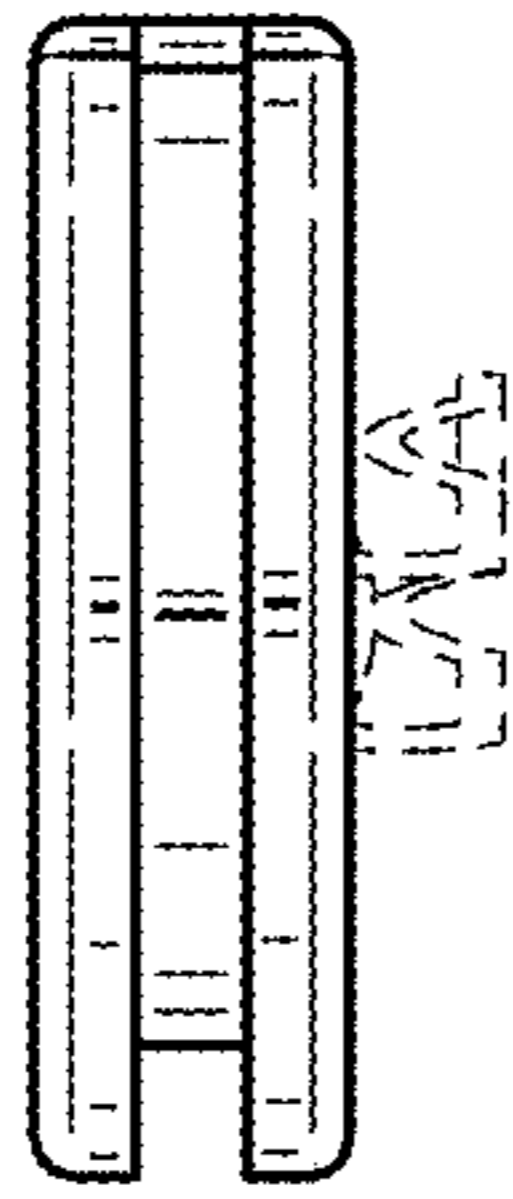


FIG.18

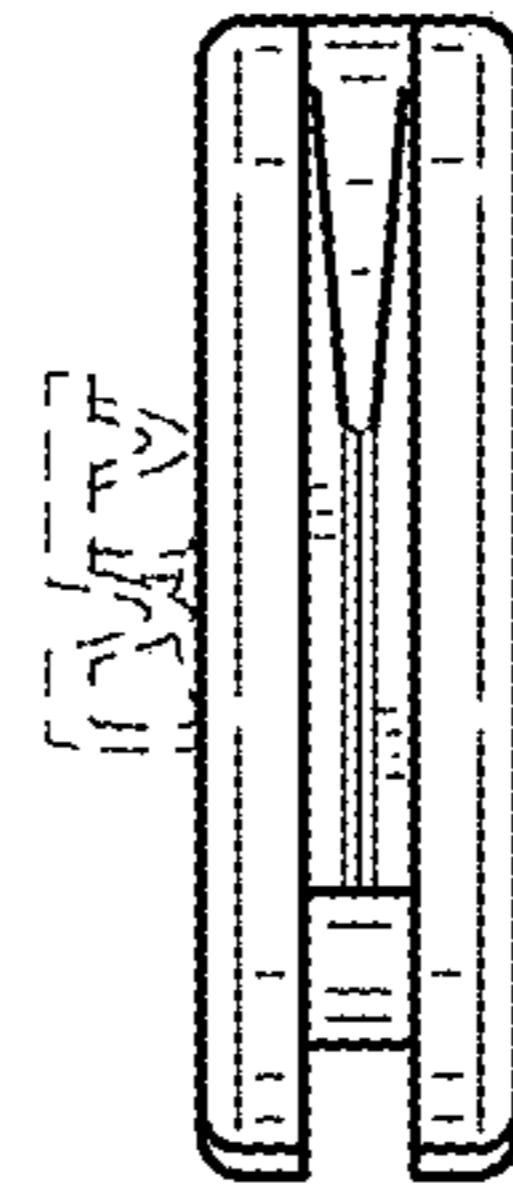


FIG.19

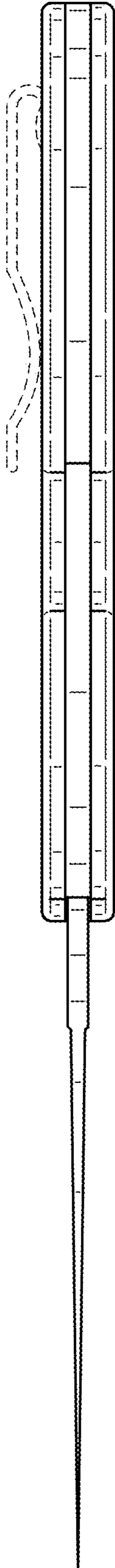


FIG.20

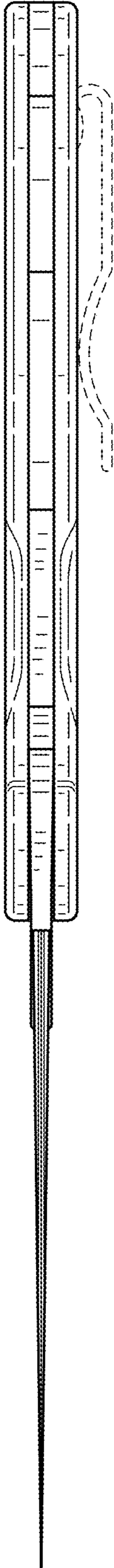


FIG.21

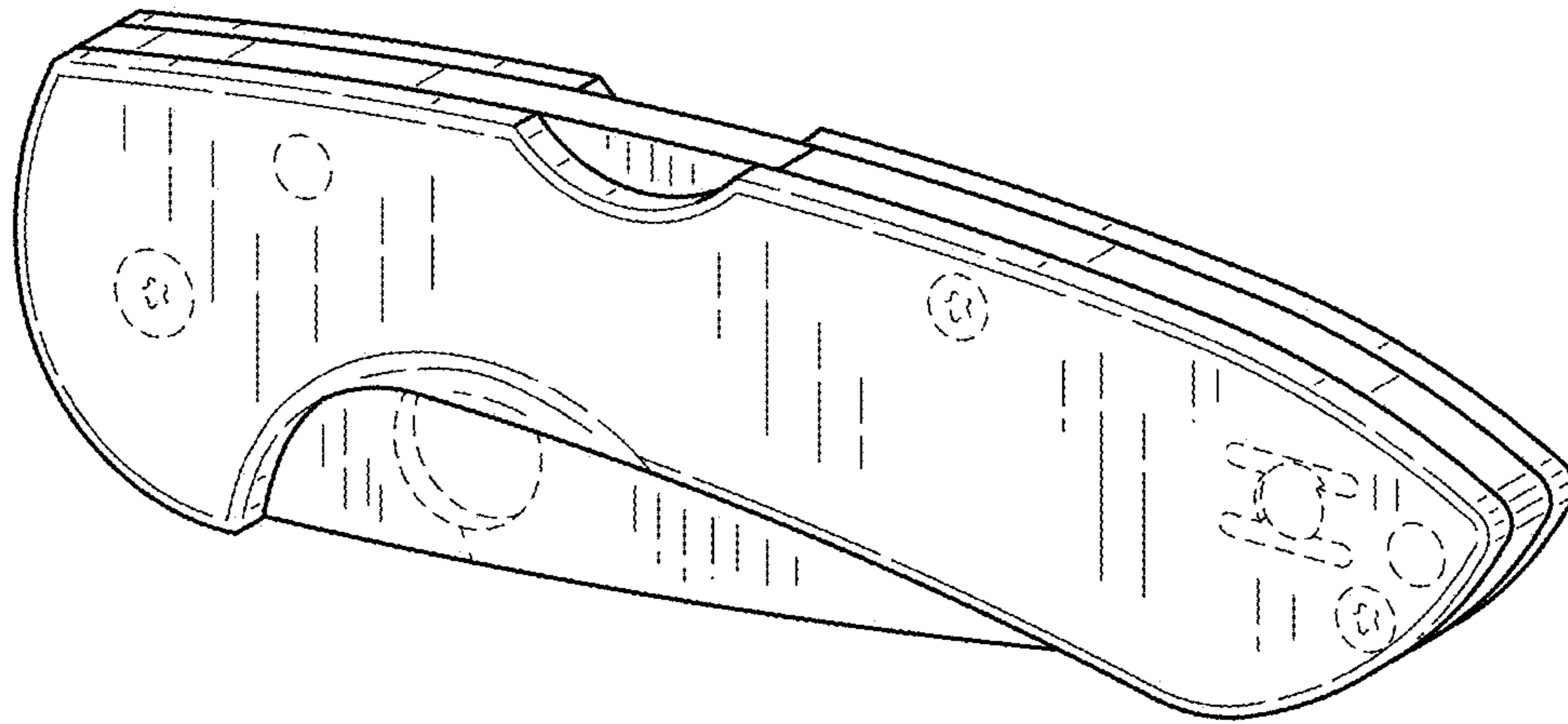


FIG.22

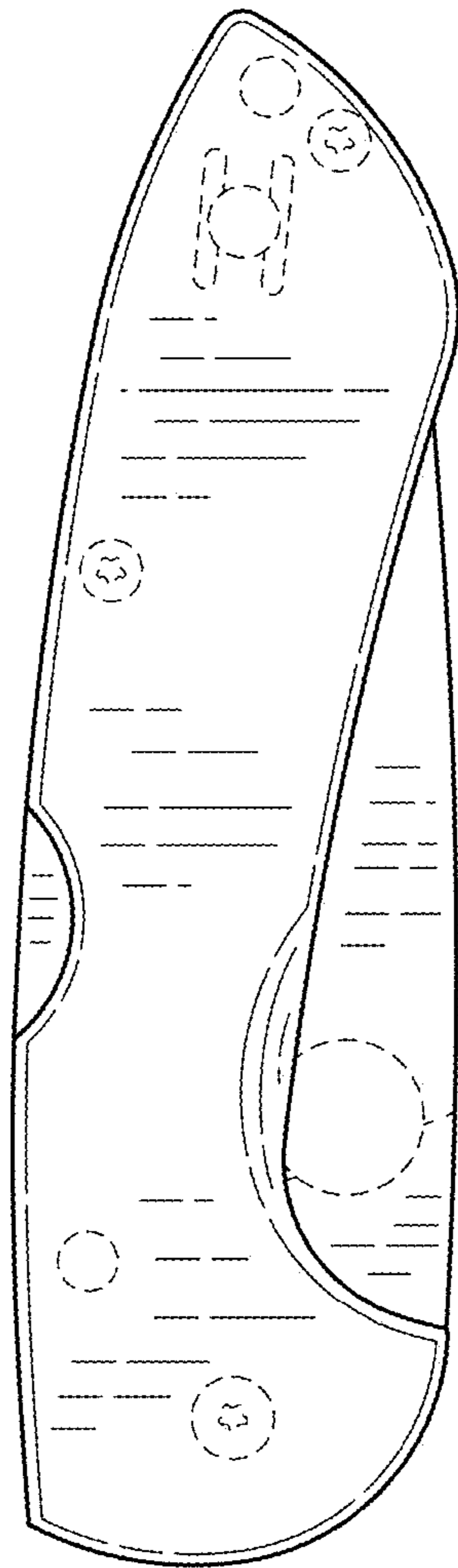


FIG.23

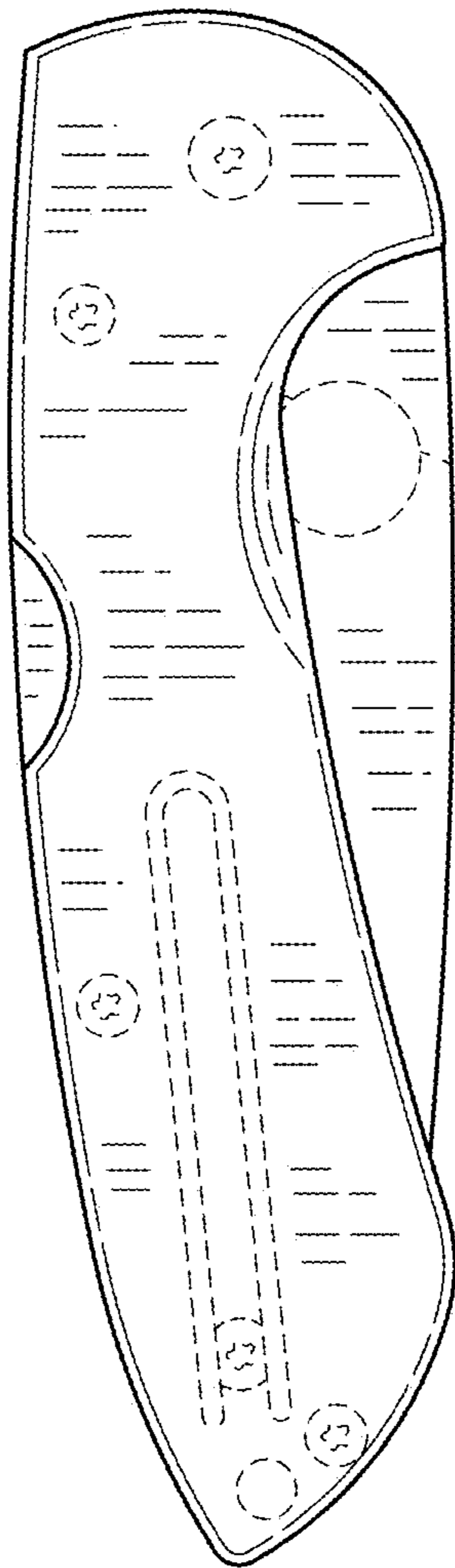


FIG.24

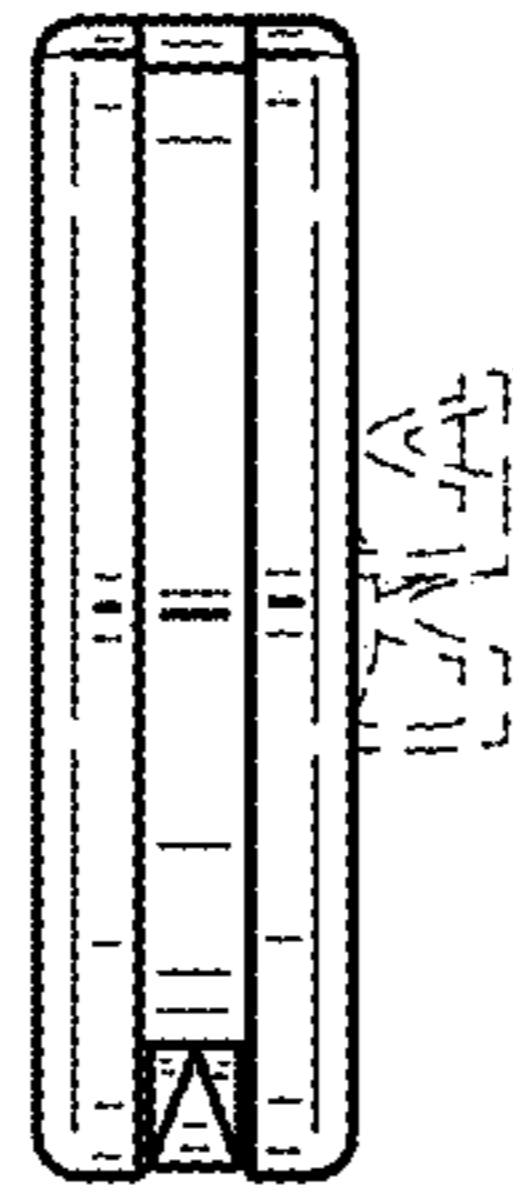


FIG. 25

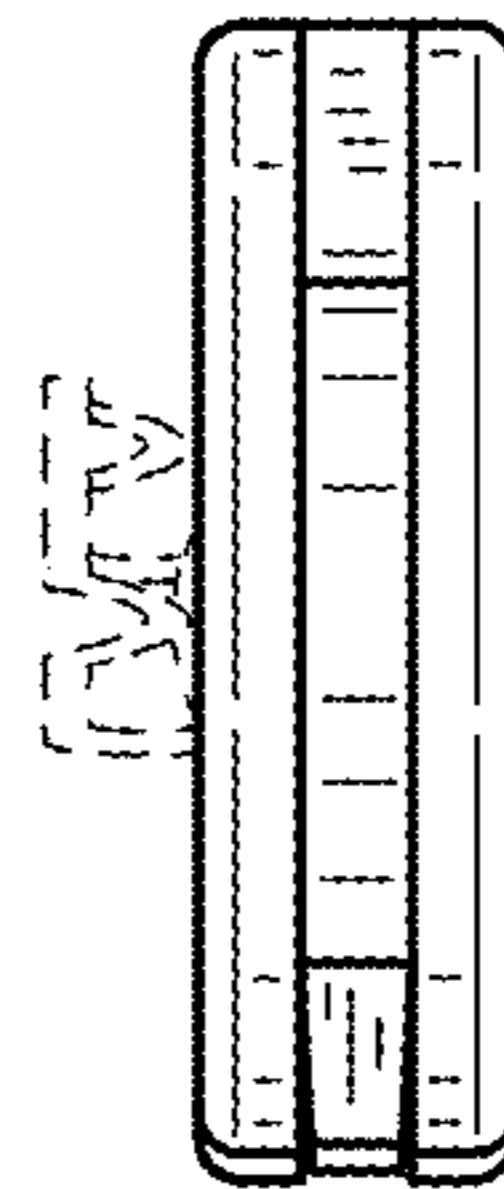


FIG. 26

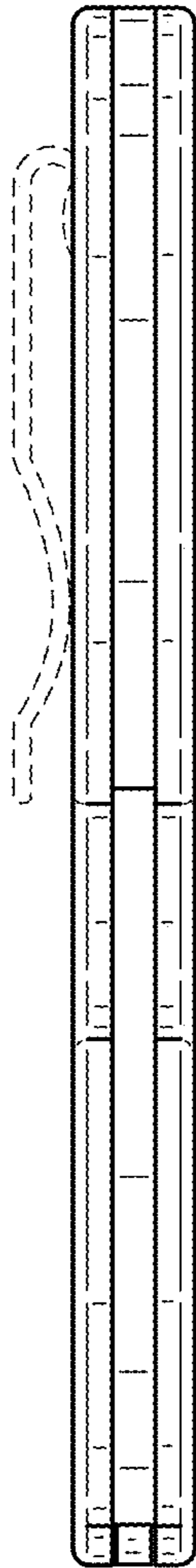


FIG.27



FIG.28

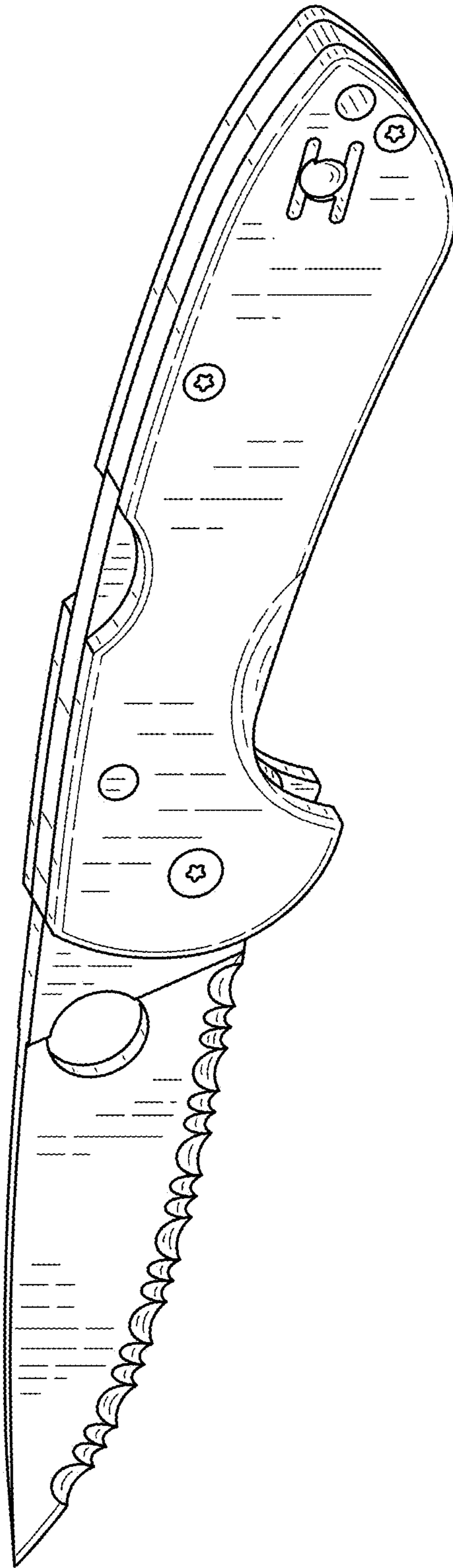


FIG.29

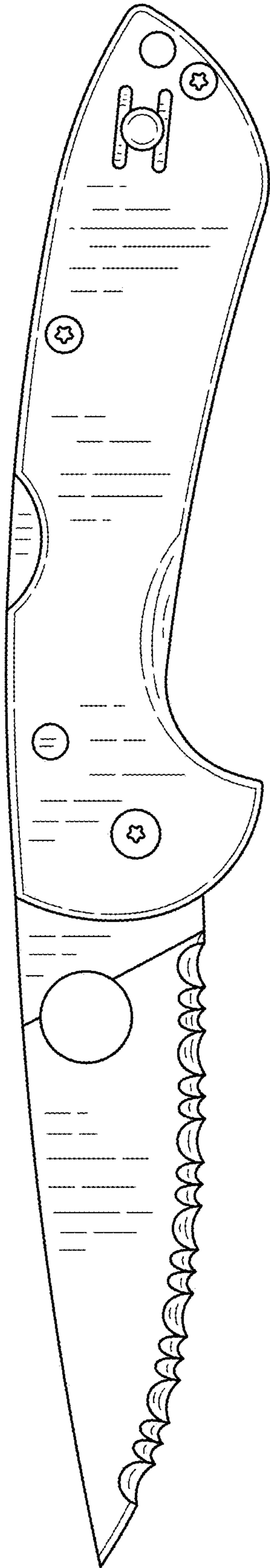


FIG.30

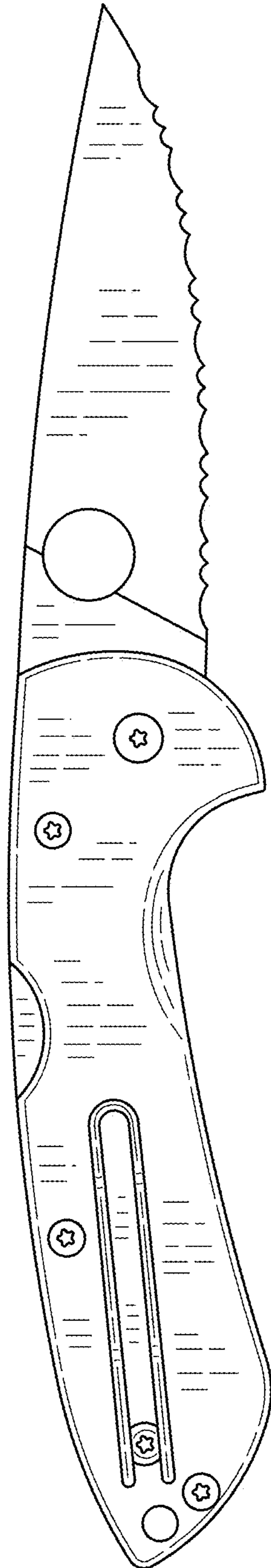


FIG.31

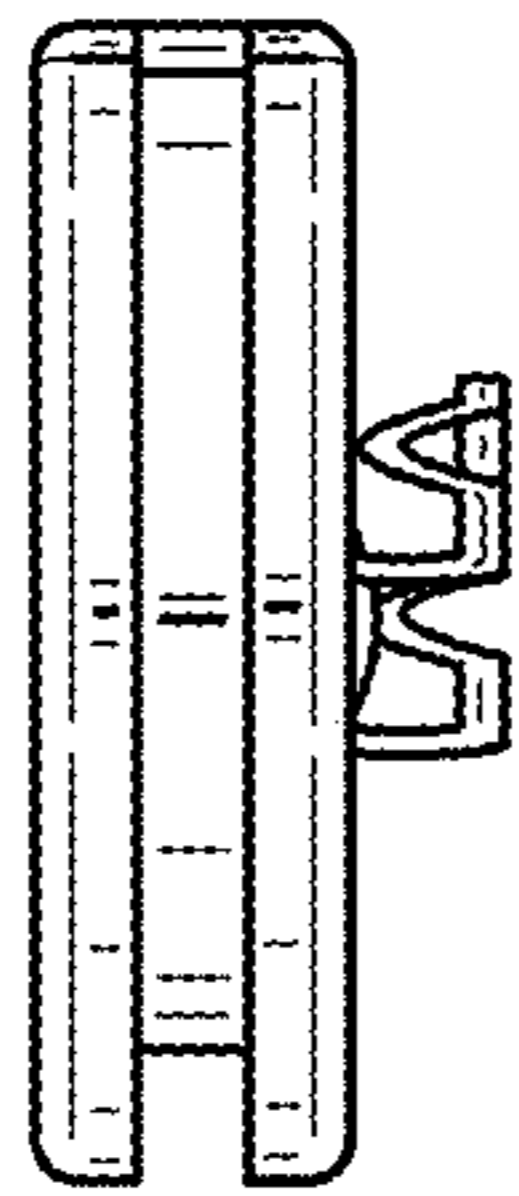


FIG.32

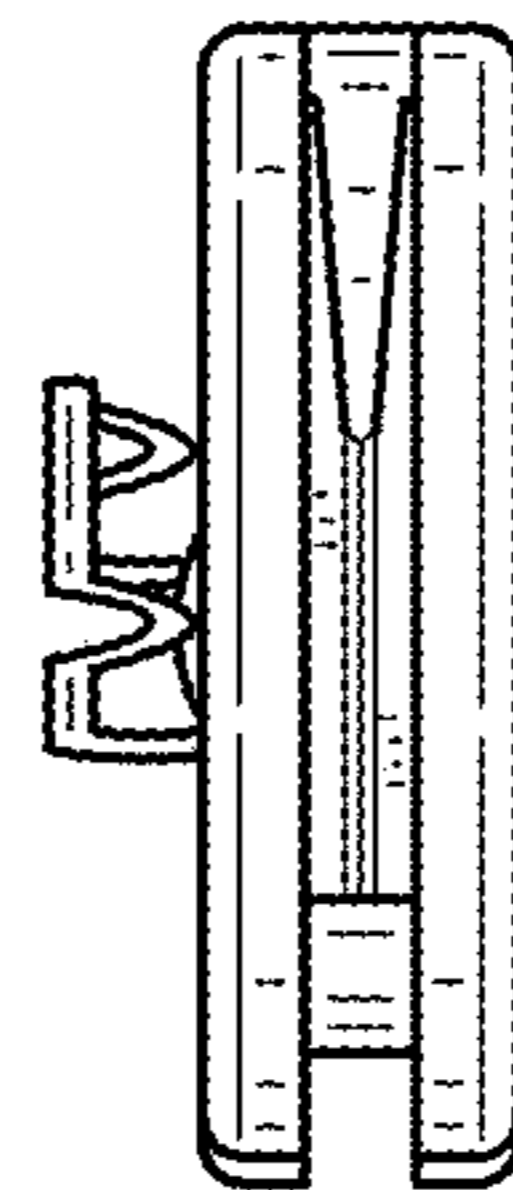


FIG.33

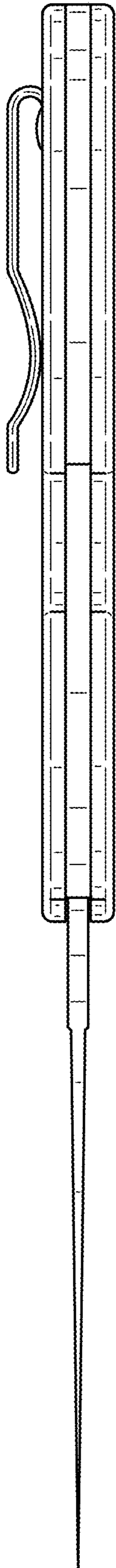


FIG.34

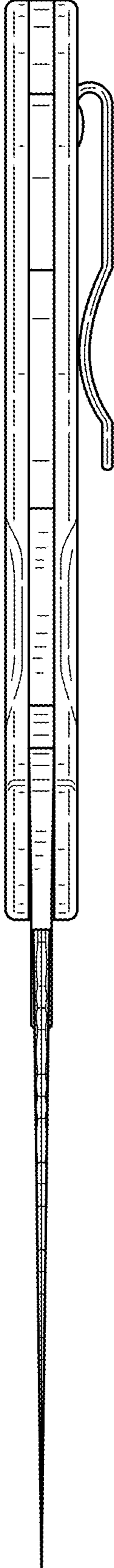


FIG.35