

US00D919379S

(12) **United States Design Patent**
Glesser

(10) **Patent No.:** **US D919,379 S**

(45) **Date of Patent:** **** May 18, 2021**

- (54) **FIXED BLADE KNIFE**
- (71) Applicant: **Spyderco, Inc.**, Golden, CO (US)
- (72) Inventor: **Louis Sal Glesser**, Evergreen, CO (US)
- (73) Assignee: **Spyderco, Inc.**, Golden, CO (US)
- (**) Term: **15 Years**
- (21) Appl. No.: **29/743,192**
- (22) Filed: **Jul. 20, 2020**

Related U.S. Application Data

(62) Division of application No. 29/665,591, filed on Oct. 4, 2018, now Pat. No. Des. 890,578.

(51) **LOC (13) Cl.** **07-03**

(52) **U.S. Cl.**
USPC **D7/649**

(58) **Field of Classification Search**

USPC D7/393–395, 401, 401.2, 642–652, 693,
D7/695–696; D8/93, 97–100, 107, 300,
D8/321; D22/117–118

CPC A01B 1/20; A01B 1/22; A22C 25/006;
A47G 21/06; A47G 21/065; A61B
17/3211; A61B 17/3213; B21D 53/64;
B25G 3/36; B26B 1/00; B26B 1/02;
B26B 1/046; B26B 1/048; B26B 1/08;
B26B 1/10; B26B 3/00; B26B 3/02;
B26B 3/03; B26B 3/04; B26B 3/06;
B26B 5/00; B26B 5/001; B26B 5/007;
B26B 7/00; B26B 7/005; B26B 9/00;
B26B 9/02; B26B 11/00; B26B 11/006;
B26B 17/00; B26B 17/006; B26B 29/02

See application file for complete search history.

(56) **References Cited**

U.S. PATENT DOCUMENTS

D99,855 S 6/1936 Coughlan
D202,780 S * 11/1965 Baer D22/118

D339,719 S * 9/1993 Thelen D7/649
D344,006 S 2/1994 Glesser
D360,013 S * 7/1995 Collins D22/118
D366,089 S * 1/1996 Ackerson, Jr. D22/118
D379,294 S 5/1997 Lum
D382,189 S 8/1997 Viele
D384,871 S 10/1997 McWillis
D389,389 S 1/1998 Glesser
D389,718 S 1/1998 Wegner
D416,440 S 11/1999 Juhlin et al.
5,983,506 A 11/1999 Glesser
D461,689 S * 8/2002 Lothe D7/649
6,560,877 B2 5/2003 Sanelli
D488,045 S 4/2004 Onion
D496,563 S 9/2004 Marsden
D554,948 S * 11/2007 Onion D7/649

(Continued)

OTHER PUBLICATIONS

U.S. Appl. No. 29/665,592, filed Oct. 4, 2018, Glesser.

(Continued)

Primary Examiner — Ricky Pham

(74) *Attorney, Agent, or Firm* — Sheridan Ross P.C.

(57) **CLAIM**

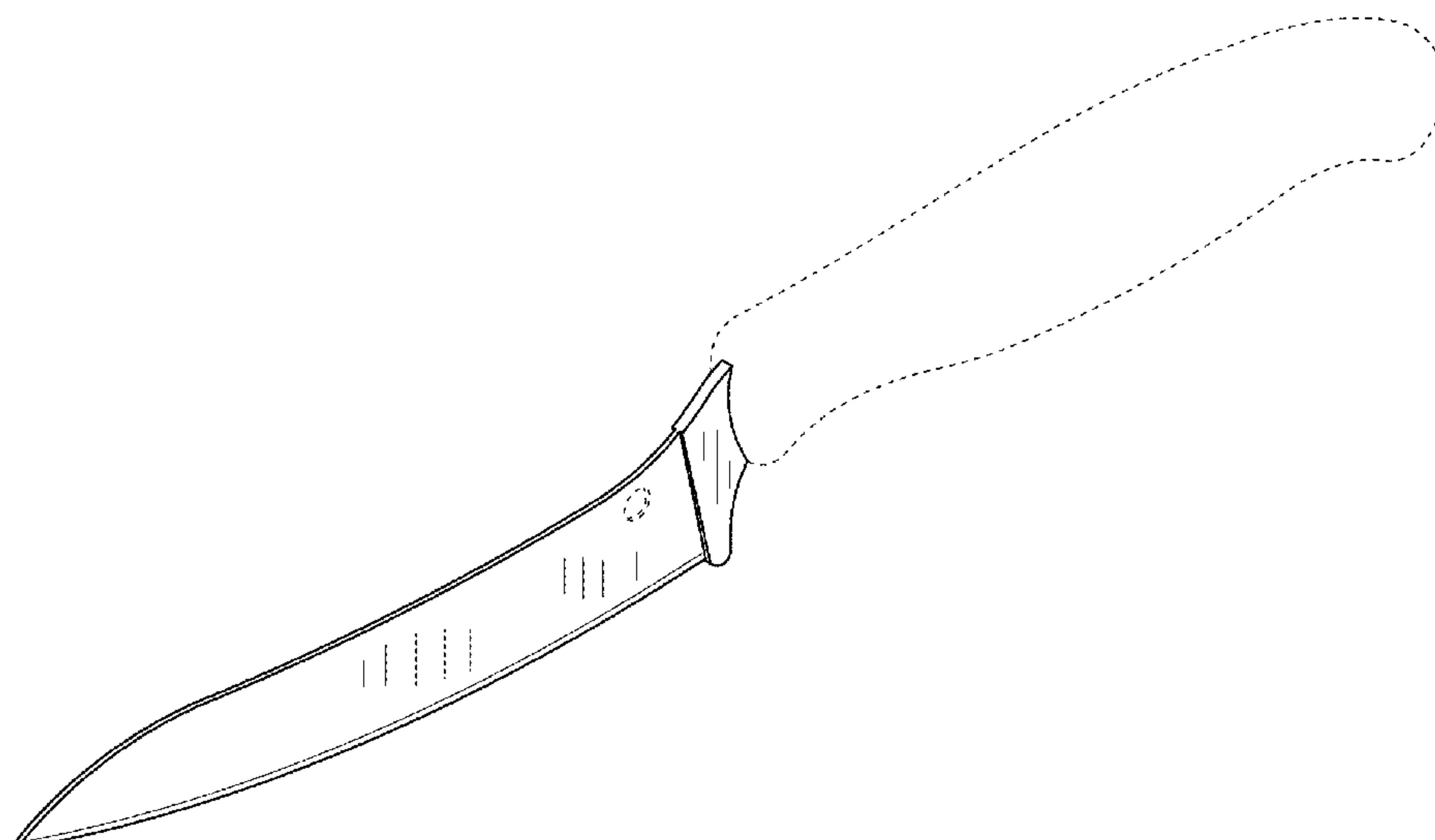
The ornamental design for a fixed blade knife, as shown and described.

DESCRIPTION

FIG. 1 is a perspective view of the fixed blade knife;
FIG. 2 is a front elevation view thereof;
FIG. 3 is a rear elevation view thereof;
FIG. 4 is a left elevation view thereof;
FIG. 5 is a right elevation view thereof;
FIG. 6 is a top plan view thereof; and,
FIG. 7 is a bottom plan view thereof.

The broken lines depict portions of the fixed blade knife in which the design is embodied that are not considered part of the claimed design.

1 Claim, 4 Drawing Sheets



(56)

References Cited

U.S. PATENT DOCUMENTS

D567,055 S 4/2008 Renzi
 D587,963 S * 3/2009 Elsener D7/395
 D593,838 S 6/2009 Williams
 D633,345 S 3/2011 Ranieri
 D642,872 S * 8/2011 Spiegel D7/650
 D643,258 S 8/2011 Spiegel
 D643,259 S * 8/2011 Spiegel D7/649
 D643,263 S * 8/2011 Spiegel D7/650
 D706,085 S 6/2014 Tarrerias
 D732,901 S 6/2015 Shahani
 D739,697 S 9/2015 Glesser
 D743,769 S 11/2015 Glesser
 D747,946 S 1/2016 Carey
 D753,459 S 4/2016 Glesser
 9,327,413 B2 5/2016 Sakai
 D773,886 S * 12/2016 McConnell D7/401.2
 D773,887 S 12/2016 Berger
 9,592,612 B2 3/2017 Koenig
 D792,154 S 7/2017 Berger
 9,943,970 B2 4/2018 Glesser
 D821,160 S * 6/2018 Menhennett D7/649

D825,262 S 8/2018 Bae
 D835,490 S 12/2018 Glesser
 D854,373 S 7/2019 Thompson
 D890,578 S 7/2020 Glesser
 2013/0305541 A1 11/2013 Koenig

OTHER PUBLICATIONS

U.S. Appl. No. 29/703,966, filed Aug. 30, 2019, Glesser.
 "Spyderco 2017 Product Guide," Spyderco, 2017, pp. 1, 4-19, 176.
 "Spyderco Delica 4 Flat Ground 2 7/8" VG10 Satin Plain Blade,"
 KnifeCenter.com, 1 page.
 "Spyderco Delica 4 Folding Knife 2 7/8" VG10 Satin Plain Blade,"
 KnifeCenter.com, 1 page.
 "Spyderco Endura 4 Folding Knife 3.875" Satin Plain Blade,"
 KnifeCenter.com, 1 page.
 Notice of Allowance with English Translation for China Patent
 Application No. 201930147796.7, dated May 16, 2019 4 pages.
 Official Action for U.S. Appl. No. 29/665,591, dated Dec. 26, 2019
 7 pages Restriction Requirement.
 Notice of Allowance for U.S. Appl. No. 29/665,591, dated Mar. 18,
 2020 6 pages.

* cited by examiner

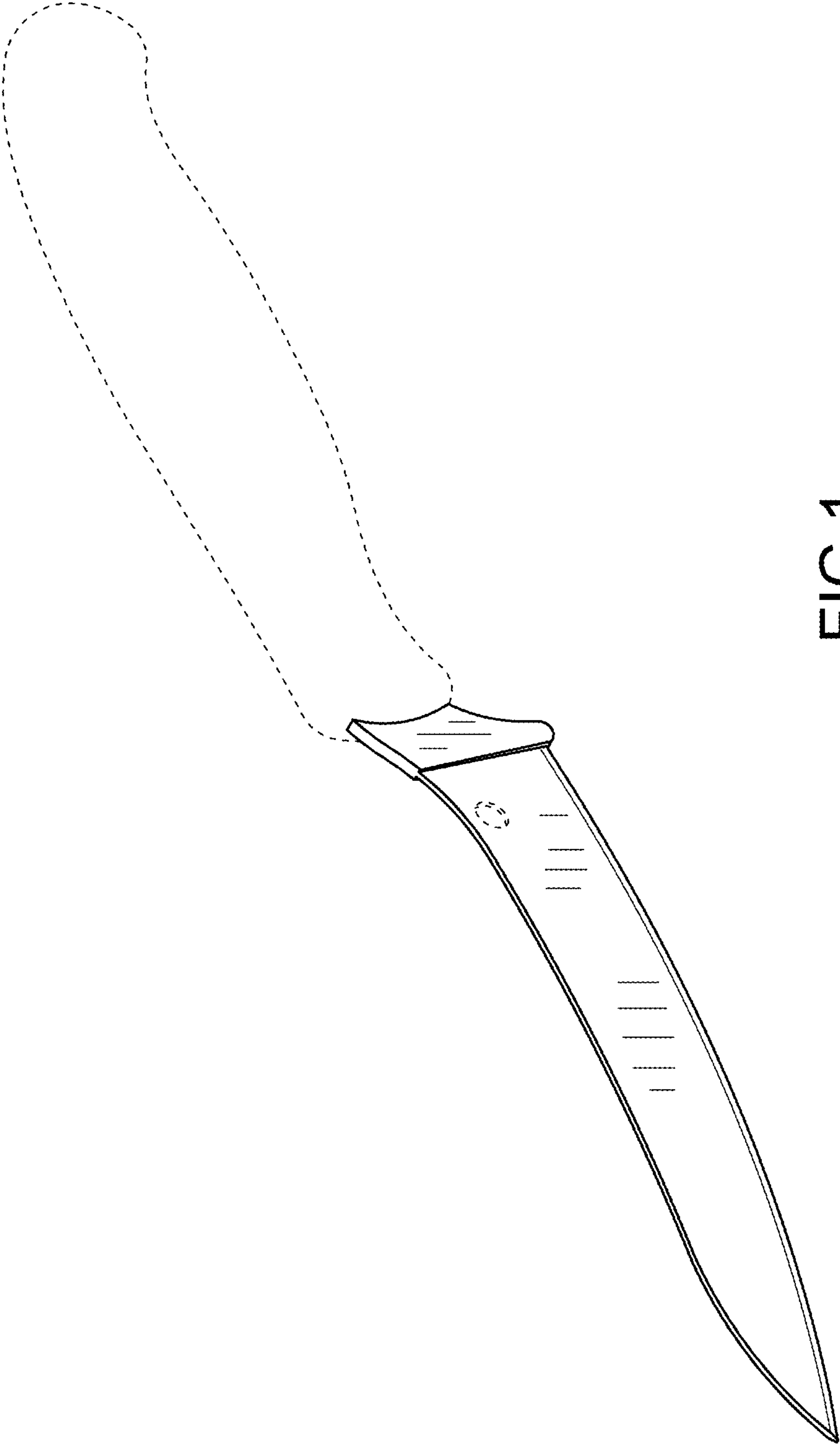


FIG. 1

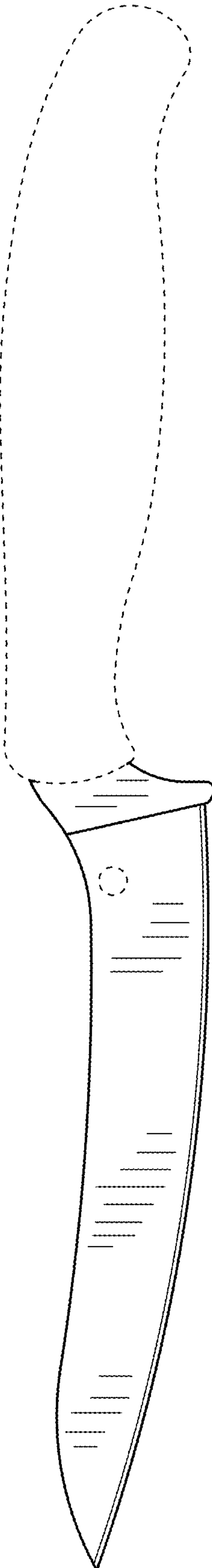


FIG.2

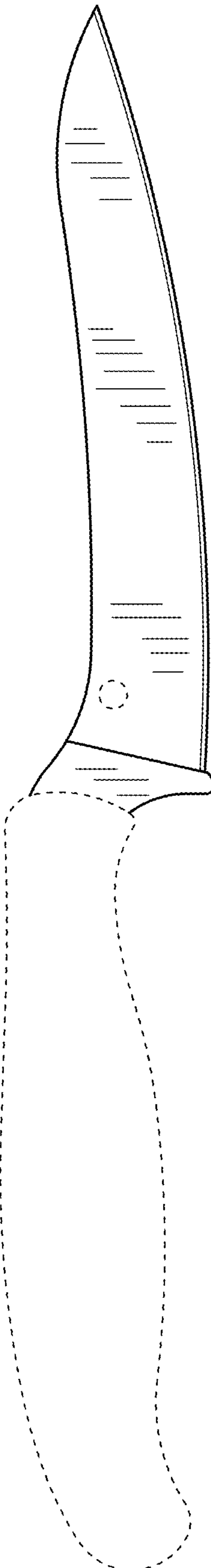


FIG.3

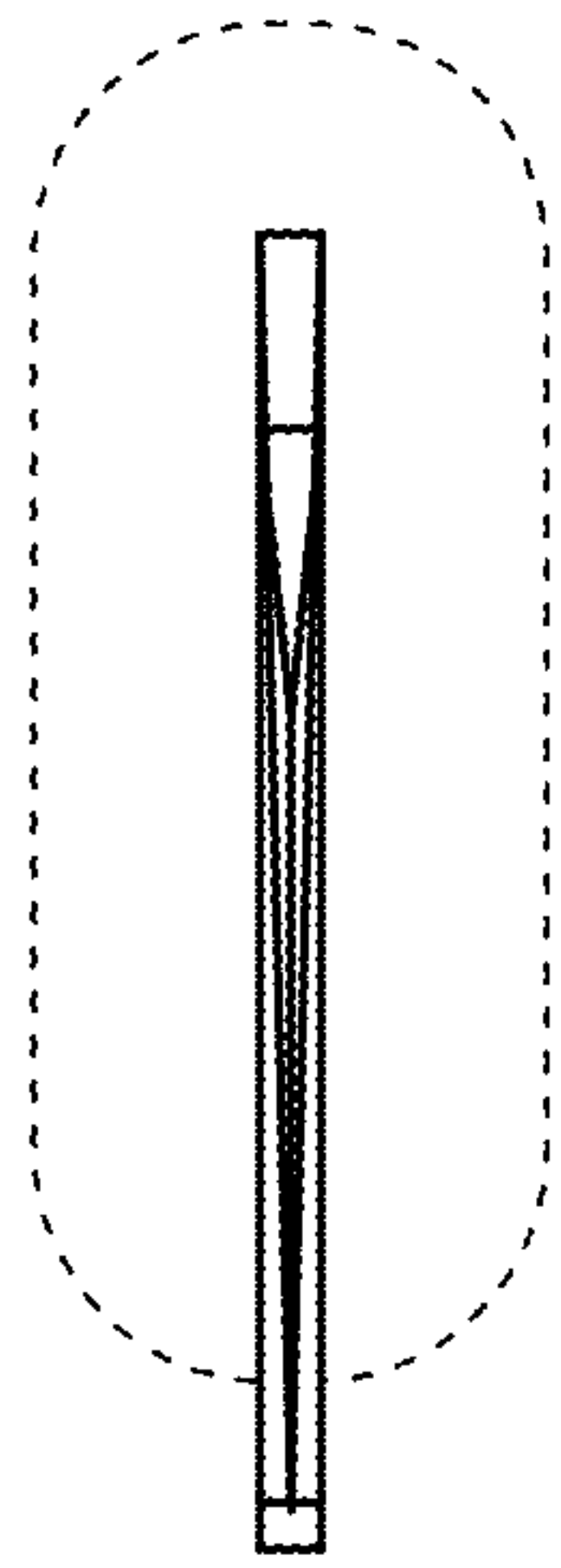


FIG.4




FIG.5

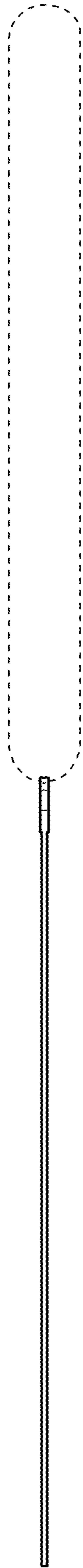


FIG. 6

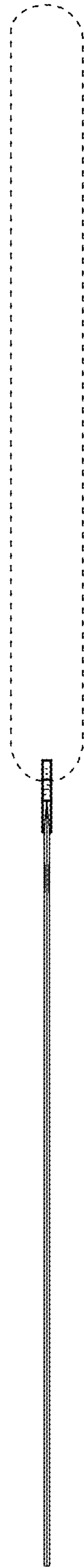


FIG. 7