

US00D919374S

(12) **United States Design Patent** (10) **Patent No.:** **US D919,374 S**
Dexter (45) **Date of Patent:** **** May 18, 2021**

(54) **SOFT SIDE COOLER WITH UTILITY BOARD**

(71) Applicant: **Tim Dexter**, Orland, CA (US)

(72) Inventor: **Tim Dexter**, Orland, CA (US)

(**) Term: **15 Years**

(21) Appl. No.: **29/738,792**

(22) Filed: **Jun. 19, 2020**

Related U.S. Application Data

(63) Continuation of application No. 16/013,524, filed on Jun. 20, 2018, now abandoned.

(51) **LOC (13) Cl.** **07-01**

(52) **U.S. Cl.**
USPC **D7/607**

(58) **Field of Classification Search**
USPC D7/605–607, 709, 710, 698; D3/283, D3/289, 301, 272–274, 201, 203.1–203.8
CPC F25D 3/08; F25D 3/02; F25D 3/04; F25D 3/06; F25D 3/14; F25D 3/107; F25D 2331/804; F25D 2331/801; B65D 81/38; B65D 81/3813; B65D 81/3816; B65D 81/3818; B65D 81/382; B65D 81/3823; B65D 81/3825; B65D 81/3827; B65D 81/383; B65D 81/3832; B65D 81/3834; B65D 81/3848; B65D 81/3851; B65D 81/3853; B65D 81/3855; B65D 81/3858; B65D 81/386; B65D 81/3862; A45C 11/20; A45C 3/00

See application file for complete search history.

(56) **References Cited**

U.S. PATENT DOCUMENTS

- 4,537,313 A * 8/1985 Workman A47J 47/145
206/545
4,805,776 A * 2/1989 Namgyal A45C 3/00
206/523

- D340,387 S * 10/1993 Melk D3/289
5,400,610 A * 3/1995 Macedo A45C 11/20
116/216
D387,249 S * 12/1997 Mogil D7/607
5,904,230 A * 5/1999 Peterson A45C 11/20
190/107
6,048,099 A * 4/2000 Muffett A45C 11/20
383/110
6,068,402 A * 5/2000 Freese A45C 11/20
383/108
6,247,328 B1 * 6/2001 Mogil A45C 7/0077
383/110
6,296,165 B1 * 10/2001 Mears A45C 3/00
150/107
D465,134 S * 11/2002 Joss D3/287
D478,782 S * 8/2003 Li D7/607

(Continued)

Primary Examiner — Terry A Wallace

(74) *Attorney, Agent, or Firm* — Tracy M Heims; Apex Juris, pllc.

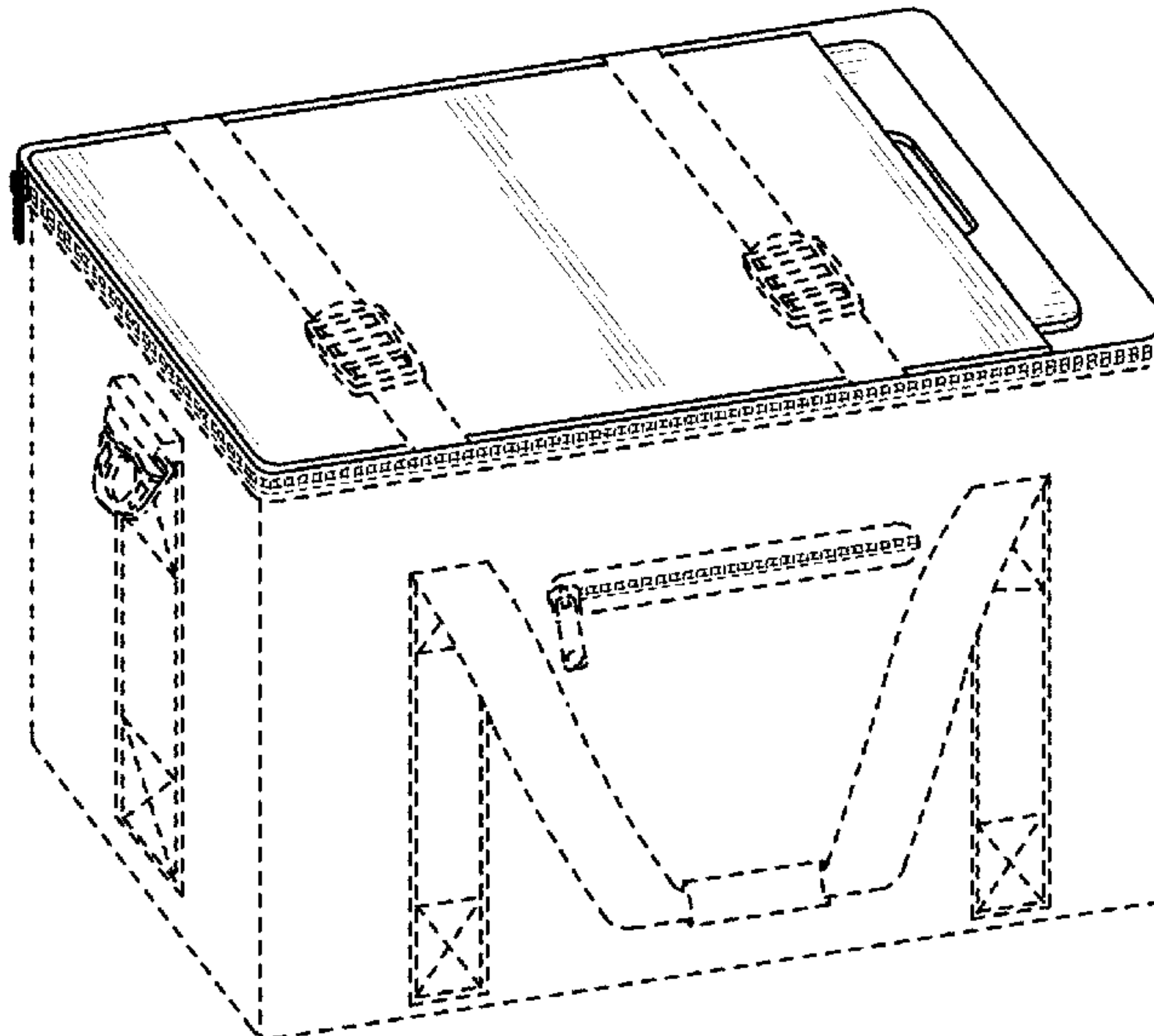
(57) **CLAIM**

The ornamental design for a soft side cooler with utility board, as shown and described.

DESCRIPTION

FIG. 1 is a perspective front view of the soft side cooler with utility board.
FIG. 2 is a front view thereof.
FIG. 3 is a rear view thereof.
FIG. 4 is a left side view thereof.
FIG. 5 is a right side view thereof; and,
FIG. 6 is a top view thereof.
The bottom of the soft side cooler with utility board not shown in the drawings is plain and devoid of markings.
The broken lines in the drawings are shown for environmental purpose only and are not part of the claimed design.

1 Claim, 6 Drawing Sheets



(56)

References Cited

U.S. PATENT DOCUMENTS

7,669,436 B2 * 3/2010 Mogil A45C 11/20
62/457.7
7,677,406 B2 * 3/2010 Maxson B65D 81/3823
220/592.26
D762,384 S * 8/2016 Boroski D3/283
2005/0205459 A1 * 9/2005 Mogil A45C 11/20
206/545
2007/0237432 A1 * 10/2007 Mogil A45C 7/0077
383/38
2016/0101924 A1 * 4/2016 Mitchell B65D 43/16
220/592.2
2019/0000199 A1 * 1/2019 Africa A45C 7/005

* cited by examiner

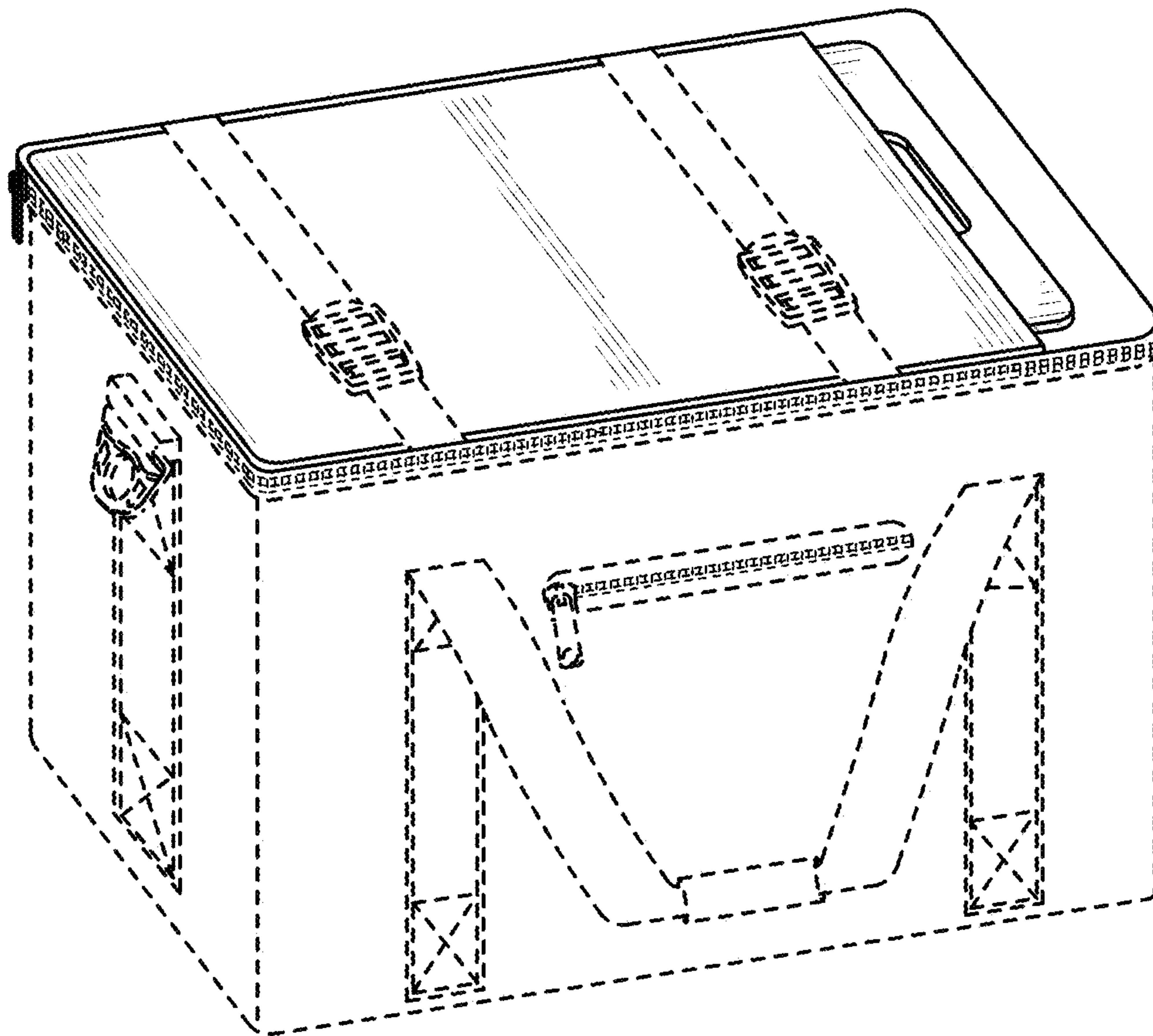


FIG. 1

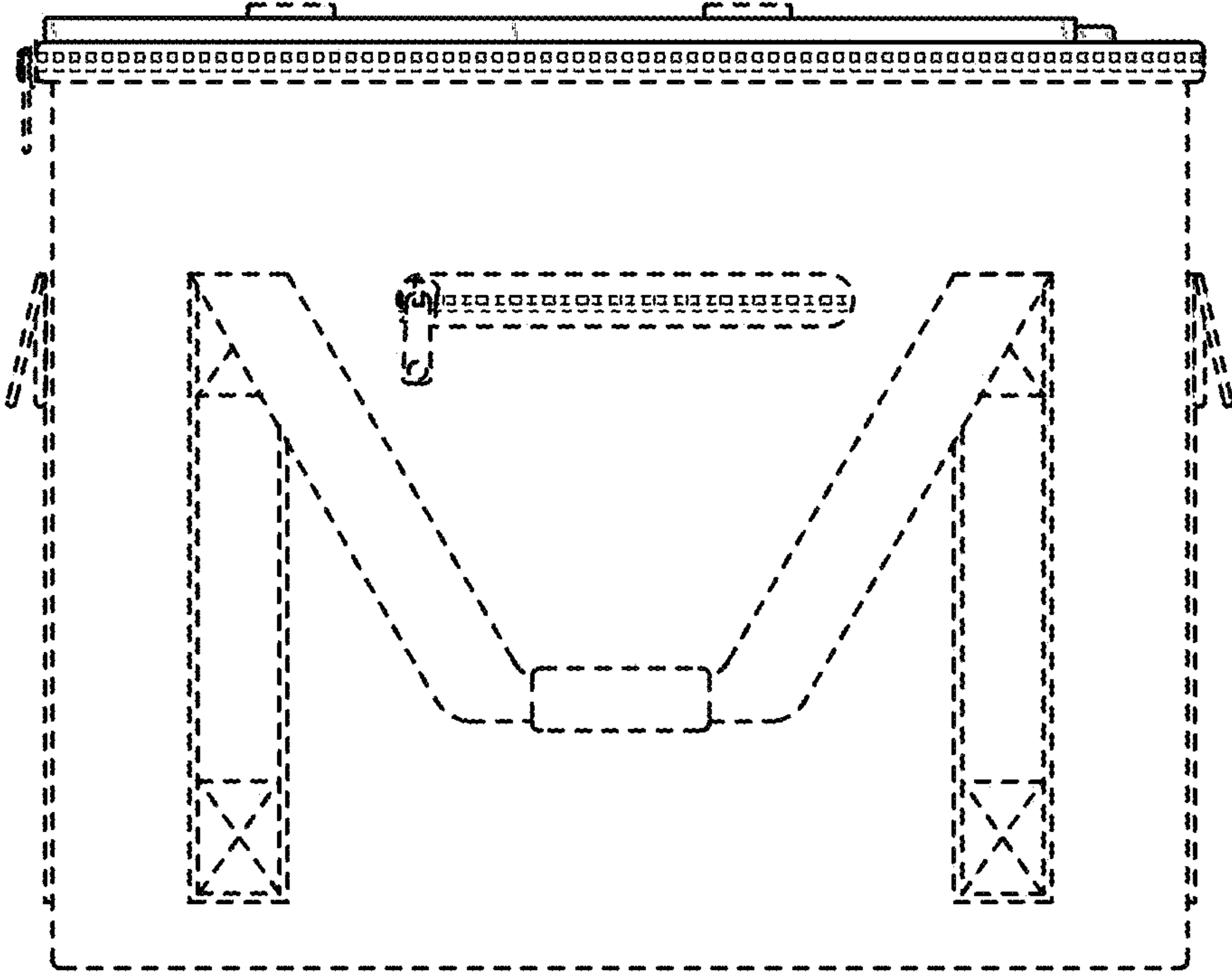


FIG. 2

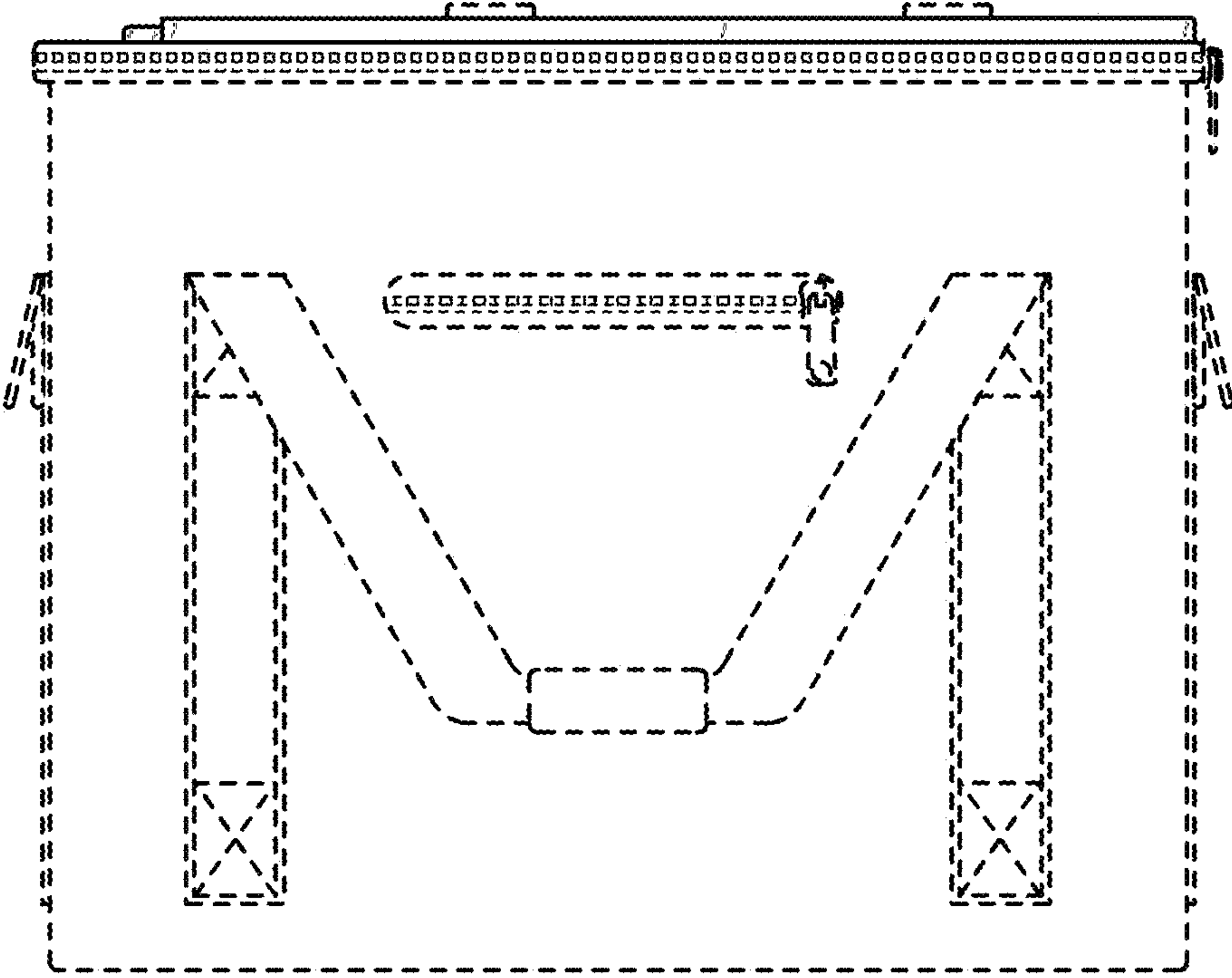


FIG. 3

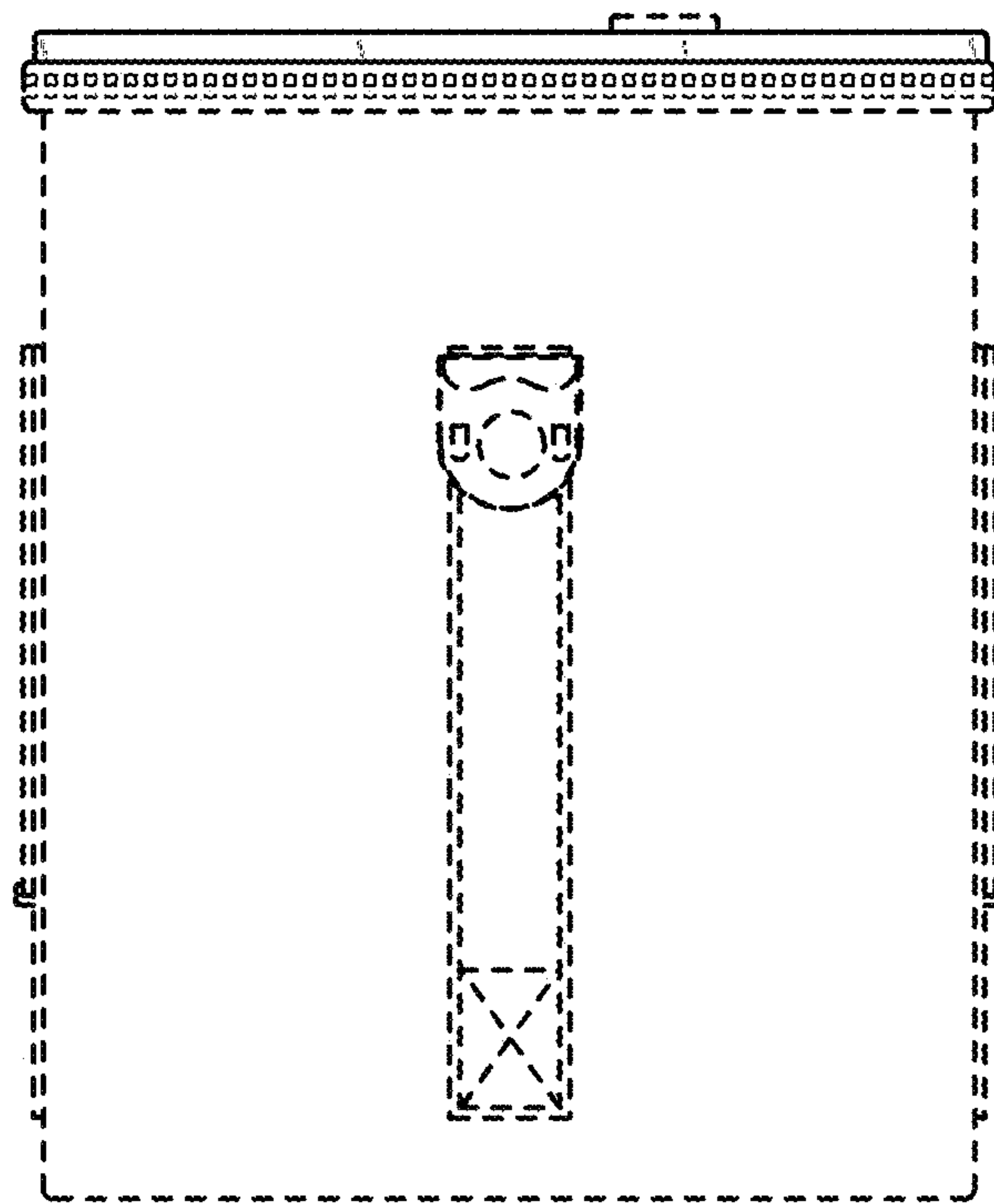


FIG. 4

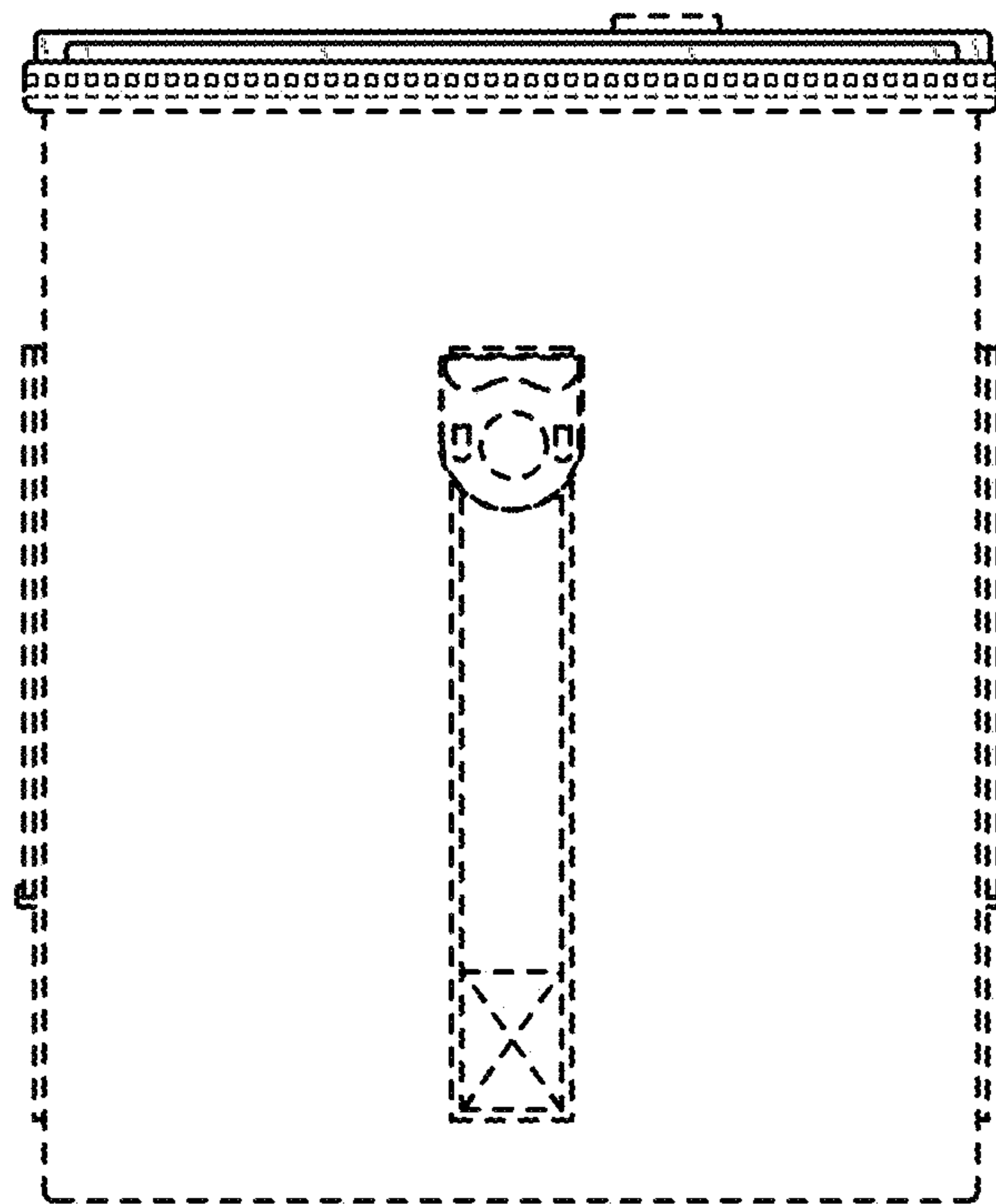


FIG. 5

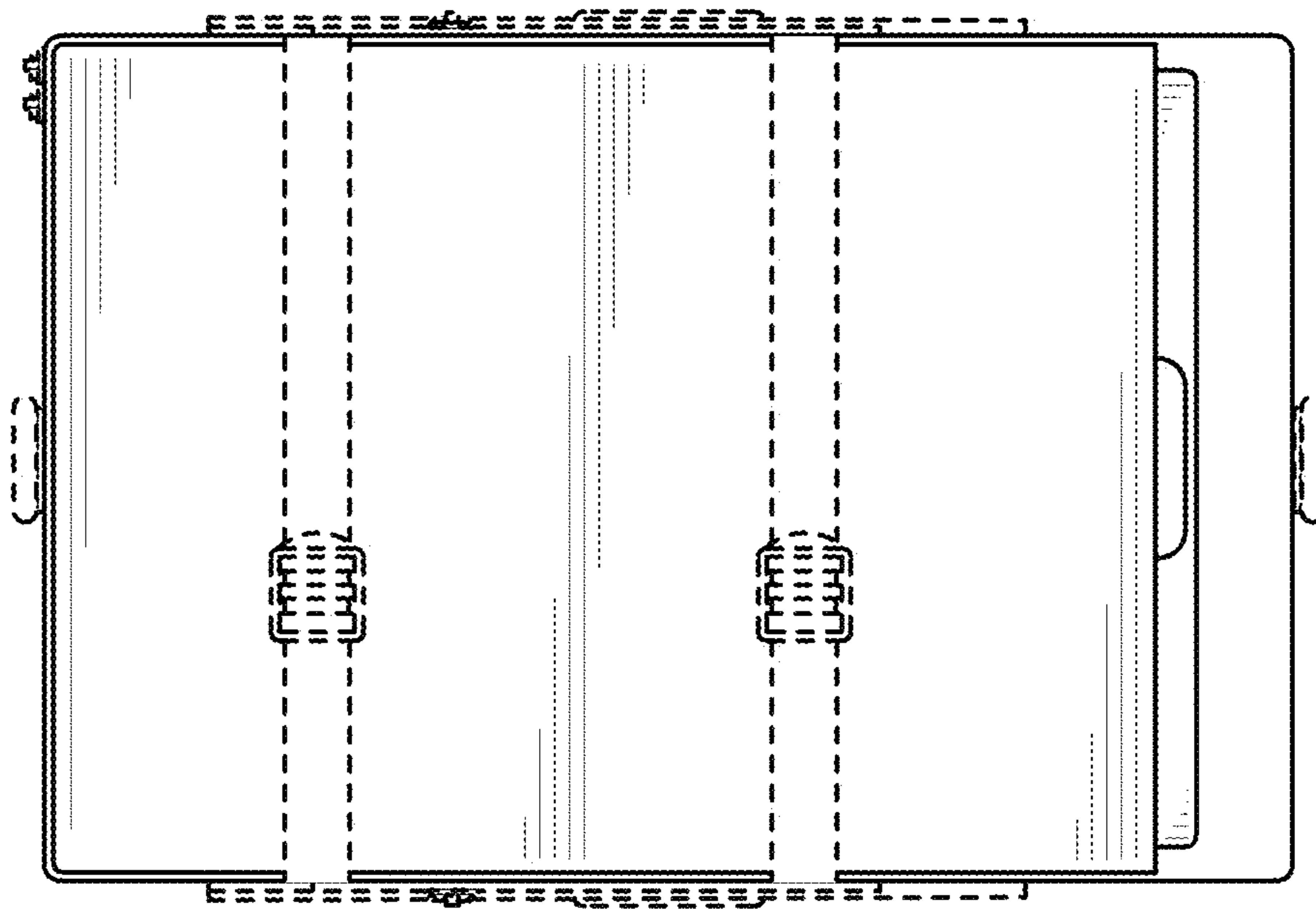


FIG. 6