



US00D919371S

(12) **United States Design Patent** (10) **Patent No.:** **US D919,371 S**
Chiang (45) **Date of Patent:** **** May 18, 2021**

(54) **RUSTIC, TORCHED WOOD TRAY**

(71) Applicant: **My Gift Enterprise, LLC**,
Woodinville, WA (US)

(72) Inventor: **Cliff Chiang**, Woodinville, WA (US)

(**) Term: **15 Years**

(21) Appl. No.: **29/689,713**

(22) Filed: **May 1, 2019**

(51) **LOC (13) Cl.** **07-01**

(52) **U.S. Cl.**
USPC **D7/552.1**

(58) **Field of Classification Search**
USPC D7/550.1, 552.1, 553.2, 554.3, 601-602,
D7/609-610, 612, 629; D3/304, 307,
D3/308, 314, 315
CPC A47G 19/02; A47G 19/06; A47G 23/06;
A47G 23/0608; B65D 1/34; B65D 1/00;
B65D 5/00; B65D 5/42
See application file for complete search history.

(56) **References Cited**

U.S. PATENT DOCUMENTS

| | | | | |
|--------------|---------|----------|-------|----------|
| D377,294 S * | 1/1997 | Brady | | D30/161 |
| D433,662 S * | 11/2000 | Fanshaw | | D12/407 |
| D584,622 S * | 1/2009 | Eggink | | D9/456 |
| D600,447 S * | 9/2009 | Sullivan | | D3/309 |
| D601,854 S * | 10/2009 | Rubin | | D7/550.1 |

| | | | | |
|--------------|---------|---------|-------|----------|
| D767,340 S * | 9/2016 | Lau | | D7/554.3 |
| D858,206 S * | 9/2019 | Chiang | | D7/554.3 |
| D858,207 S * | 9/2019 | Chiang | | D7/554.3 |
| D877,572 S * | 3/2020 | Chiang | | D7/554.3 |
| D884,432 S * | 5/2020 | Chiang | | D7/554.3 |
| D904,126 S * | 12/2020 | Chiang | | D7/554.3 |
| D905,463 S * | 12/2020 | Sullins | | D6/406.3 |

* cited by examiner

Primary Examiner — Kelley A Donnelly

(74) *Attorney, Agent, or Firm* — Dean Craine; Marisa Whitaker

(57) **CLAIM**

The ornamental design for a rustic, torched wood tray, as shown and described.

DESCRIPTION

This patent contains at least one drawing/photograph executed in color. Copies of this patent with colored drawing(s)/photograph(s) will be provided by the Office upon request and payment of the necessary fee.

FIG. 1 is a front perspective view of a rustic, torched wood tray showing my new design.

FIG. 2 is a front elevational view thereof.

FIG. 3 is a rear elevational view thereof.

FIG. 4 is a top plan view thereof.

FIG. 5 is a bottom plan view thereof.

FIG. 6 is a left-side elevational view thereof; and,

FIG. 7 is a right-side elevational view thereof.

1 Claim, 7 Drawing Sheets
(7 of 7 Drawing Sheet(s) Filed in Color)





FIG. 1




FIG. 2




FIG. 3




FIG. 4




FIG. 5




FIG. 6




FIG. 7