



US00D919342S

(12) **United States Design Patent** (10) **Patent No.:** **US D919,342 S**  
**Xiang** (45) **Date of Patent:** **\*\* May 18, 2021**

(54) **TABLE**

(71) Applicant: **Loctek Inc.**, Fremont, CA (US)  
(72) Inventor: **Lehong Xiang**, Ningbo Zhejiang (CN)  
(\*\*) Term: **15 Years**  
(21) Appl. No.: **29/684,859**  
(22) Filed: **Mar. 25, 2019**

(30) **Foreign Application Priority Data**

Sep. 26, 2018 (CN) ..... 201830539561.8  
(51) **LOC (13) Cl.** ..... **06-03**  
(52) **U.S. Cl.**  
USPC ..... **D6/691**  
(58) **Field of Classification Search**  
USPC ..... D6/406.3, 406.5, 406.6, 641, 642, 655,  
D6/655.17, 685, 686, 691, 691.1-691.9,  
D6/702, 704, 707, 707.15, 707.19  
CPC ..... A47B 7/00; A47B 13/00; A47B 13/02;  
A47B 13/04; A47B 13/06; A47B 13/08;  
A47B 13/083; A47B 21/00; A47B 23/00;  
A47B 2200/0001; A47B 2200/0011;  
A47B 2200/002; A47B 2200/0061; A47B  
2200/0062; F16M 11/22; F16M 11/24  
See application file for complete search history.

(56) **References Cited**

U.S. PATENT DOCUMENTS

D483,970 S \* 12/2003 Lin ..... D6/707.19  
D519,121 S \* 4/2006 Zamanian ..... D14/447  
D621,406 S \* 8/2010 Hoehn ..... D14/447  
D731,200 S \* 6/2015 Andersen ..... D6/406.3  
D815,857 S \* 4/2018 Herring ..... D6/574  
D831,373 S \* 10/2018 Wilson ..... D6/406.3  
2009/0324872 A1 \* 12/2009 Leng ..... B32B 3/04  
428/73

\* cited by examiner

*Primary Examiner* — Mary Ann Calabrese

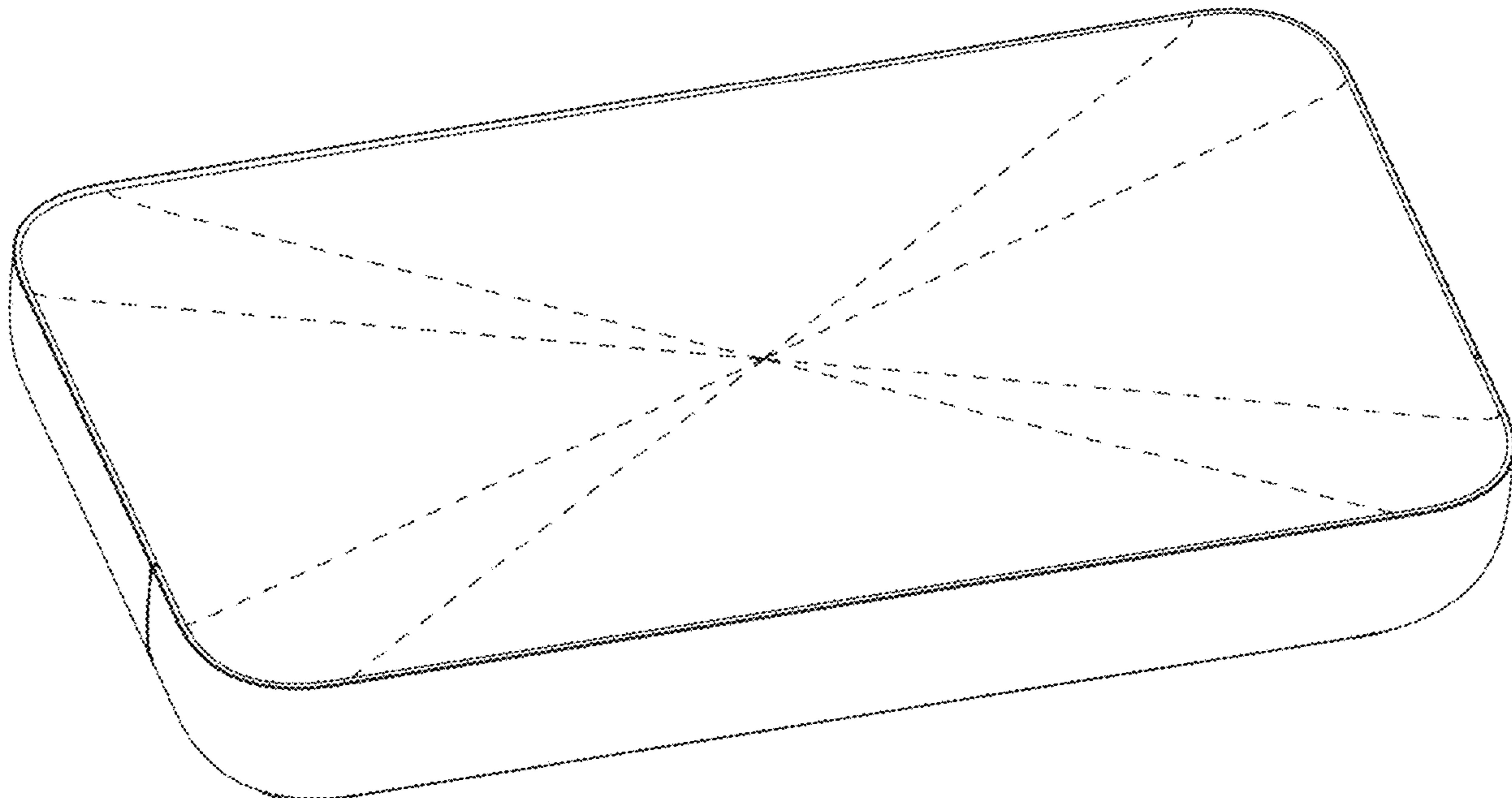
(57) **CLAIM**

The ornamental design for a table, as shown and described.

**DESCRIPTION**

FIG. 1 is a Front elevational view of a table showing my new design;  
FIG. 2 is a Rear elevational view thereof;  
FIG. 3 is a Left side view thereof;  
FIG. 4 is a Right side view thereof;  
FIG. 5 is a Top plan view thereof;  
FIG. 6 is a Bottom plan view thereof; and,  
FIG. 7 is a Perspective views thereof.  
The broken lines in the drawing depict portions of the table that form no part of the claimed design.

**1 Claim, 7 Drawing Sheets**






Fig. 1




Fig. 2




Fig. 3




Fig. 4

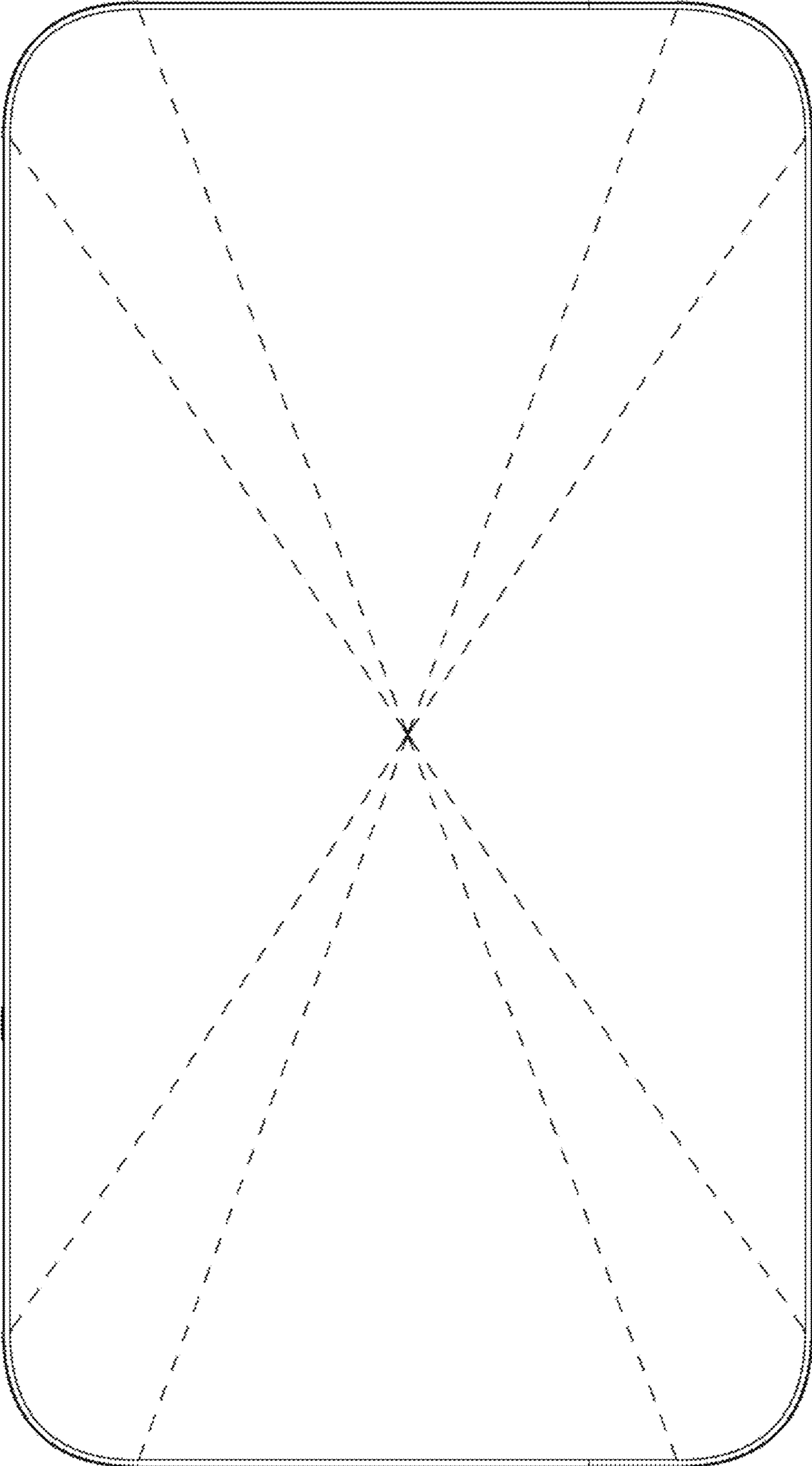


Fig. 5




Fig. 6

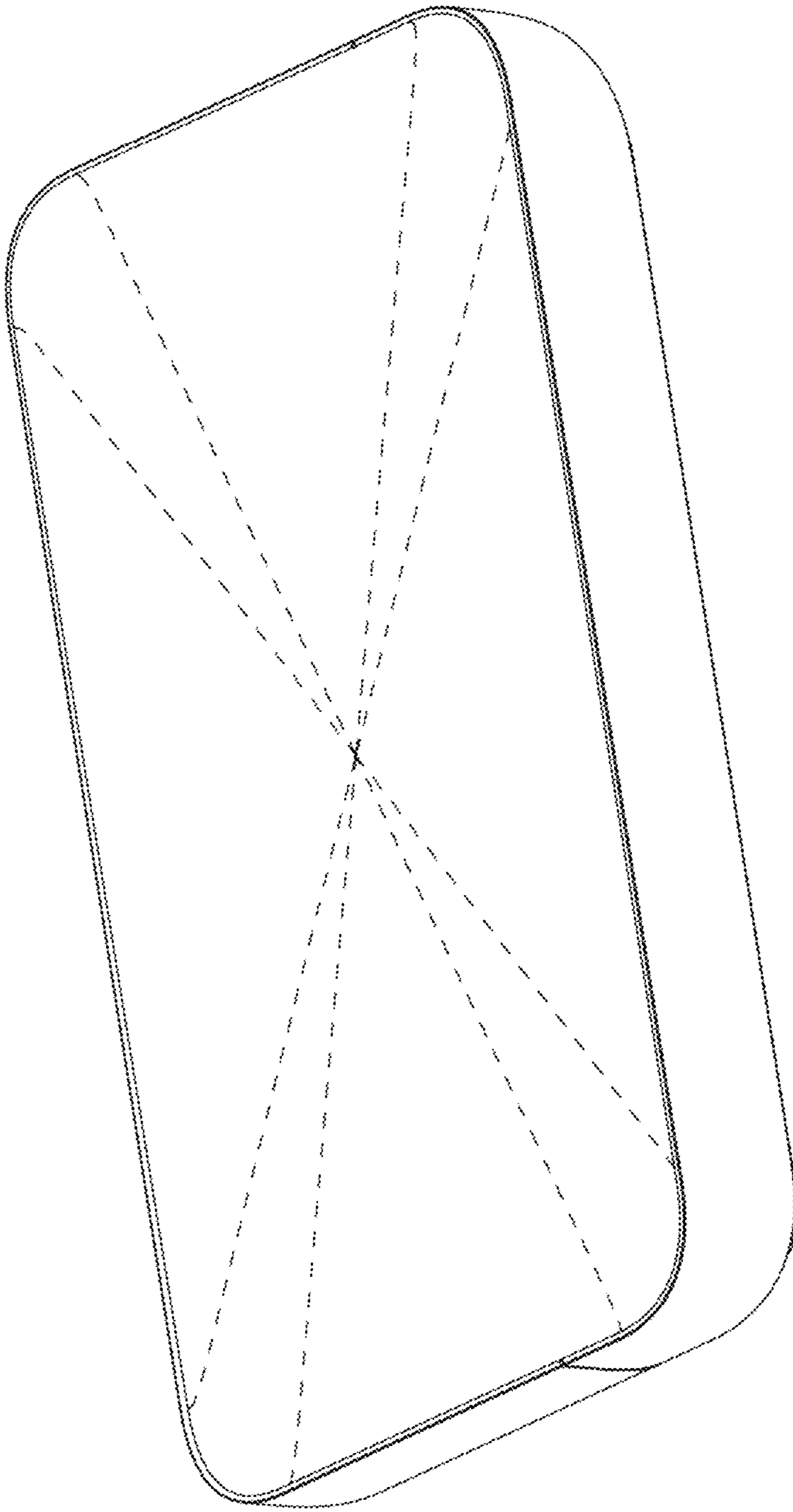


Fig. 7