



US00D919320S

(12) **United States Design Patent**
Zhong

(10) **Patent No.:** **US D919,320 S**

(45) **Date of Patent:** **** May 18, 2021**

(54) **HOLDER**

(71) Applicant: **GUANGZHOU XUNTE NETWORK TECHNOLOGY CO., LTD,**
Guangzhou (CN)

(72) Inventor: **Linqiang Zhong,** Guangzhou (CN)

(**) Term: **15 Years**

(21) Appl. No.: **29/736,128**

(22) Filed: **May 28, 2020**

(51) **LOC (13) Cl.** **23-02**

(52) **U.S. Cl.**
USPC **D6/522**

(58) **Field of Classification Search**
USPC D6/512, 518-523; D8/300, 315, 370;
211/12, 13.1, 16, 85.5, 86.01, 87.01,
211/88.04, 100, 105.1, 105.2, 106, 113;
242/570, 590, 595-598; 248/49, 175,
248/176.1, 200, 201
CPC A47K 10/40; A47K 10/3836; A47K 10/22;
A47K 10/38; A47K 2010/389; A47K
2010/3233; A47K 2010/3872; A47K
10/405
See application file for complete search history.

(56) **References Cited**

U.S. PATENT DOCUMENTS

D461,082 S * 8/2002 Snell D6/522
D532,228 S * 11/2006 Snell D6/522

D541,089 S * 4/2007 Massaud D6/523
D622,524 S * 8/2010 Taylor D6/512
D822,403 S 7/2018 Goodman et al.
D871,794 S 1/2020 Roberts
2009/0078816 A1* 3/2009 Tong A47K 10/3836
242/597
2014/0332619 A1* 11/2014 Yang A47K 10/10
242/597.8

* cited by examiner

Primary Examiner — Mark Booker

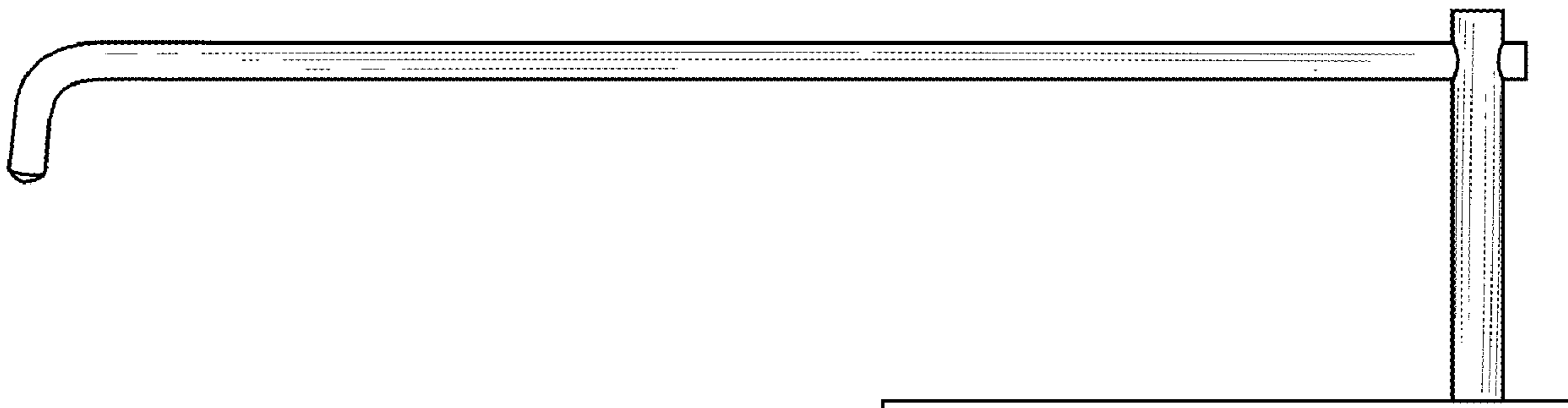
(57) **CLAIM**

The ornamental design for a holder, as shown and described.

DESCRIPTION

FIG. 1 is a rear elevational of a holder showing my new design;
FIG. 2 is a front elevational view thereof;
FIG. 3 is a top plan view thereof;
FIG. 4 is a bottom plan view thereof;
FIG. 5 is a left side elevational view thereof;
FIG. 6 is a right side elevational view thereof; and,
FIG. 7 is a perspective view thereof.

1 Claim, 7 Drawing Sheets



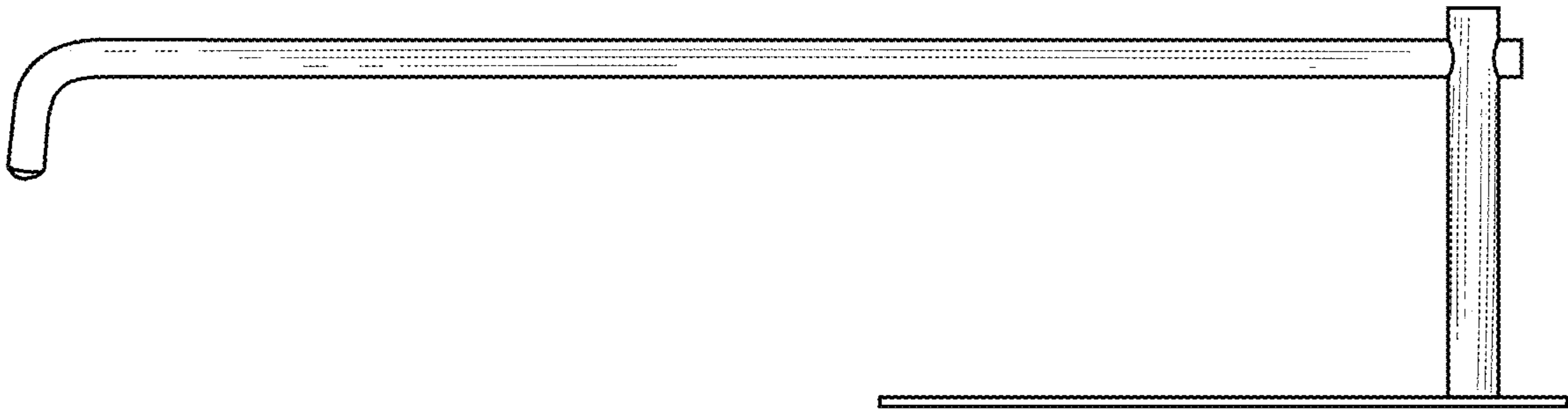


FIG. 1

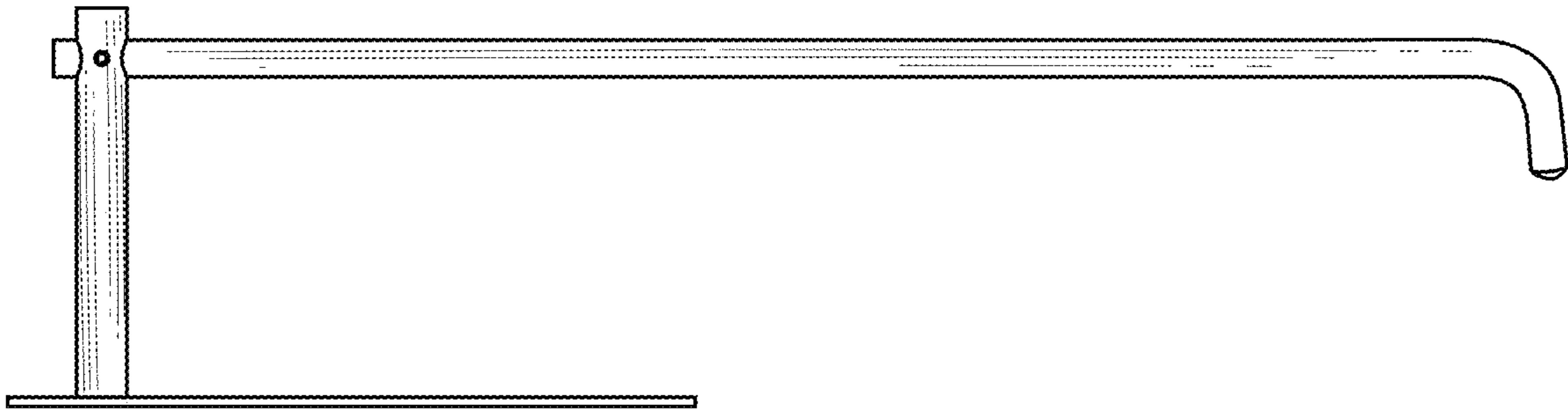


FIG. 2

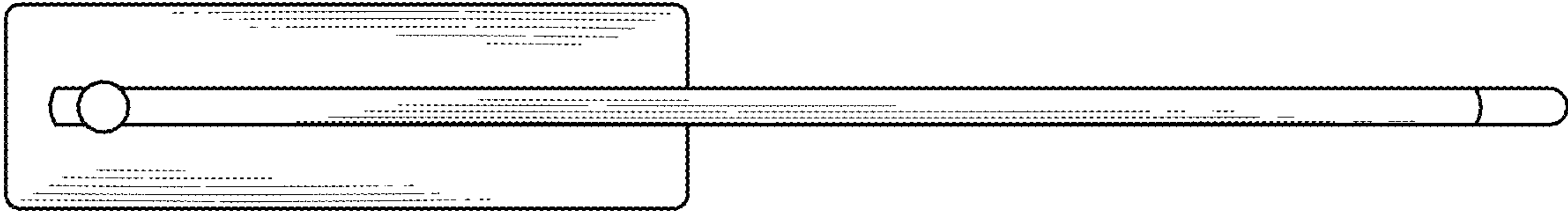


FIG. 3

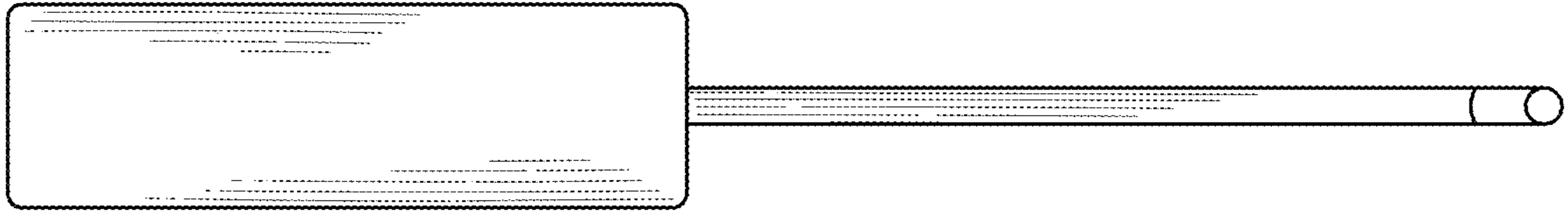


FIG. 4

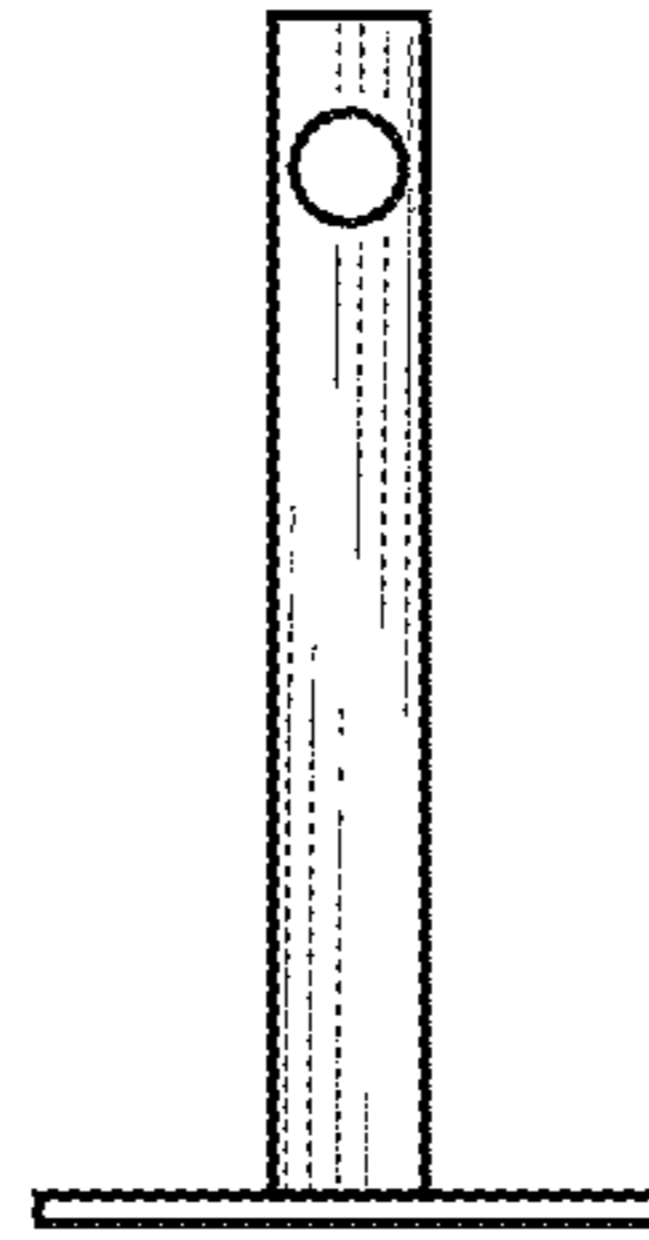


FIG. 5

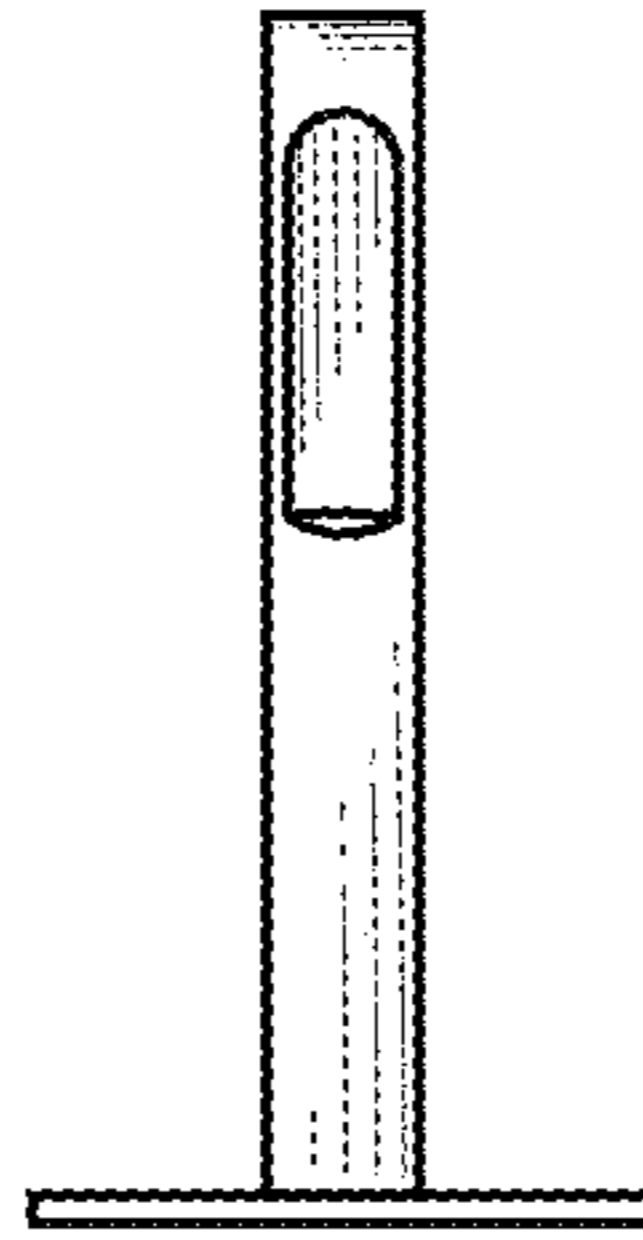


FIG. 6

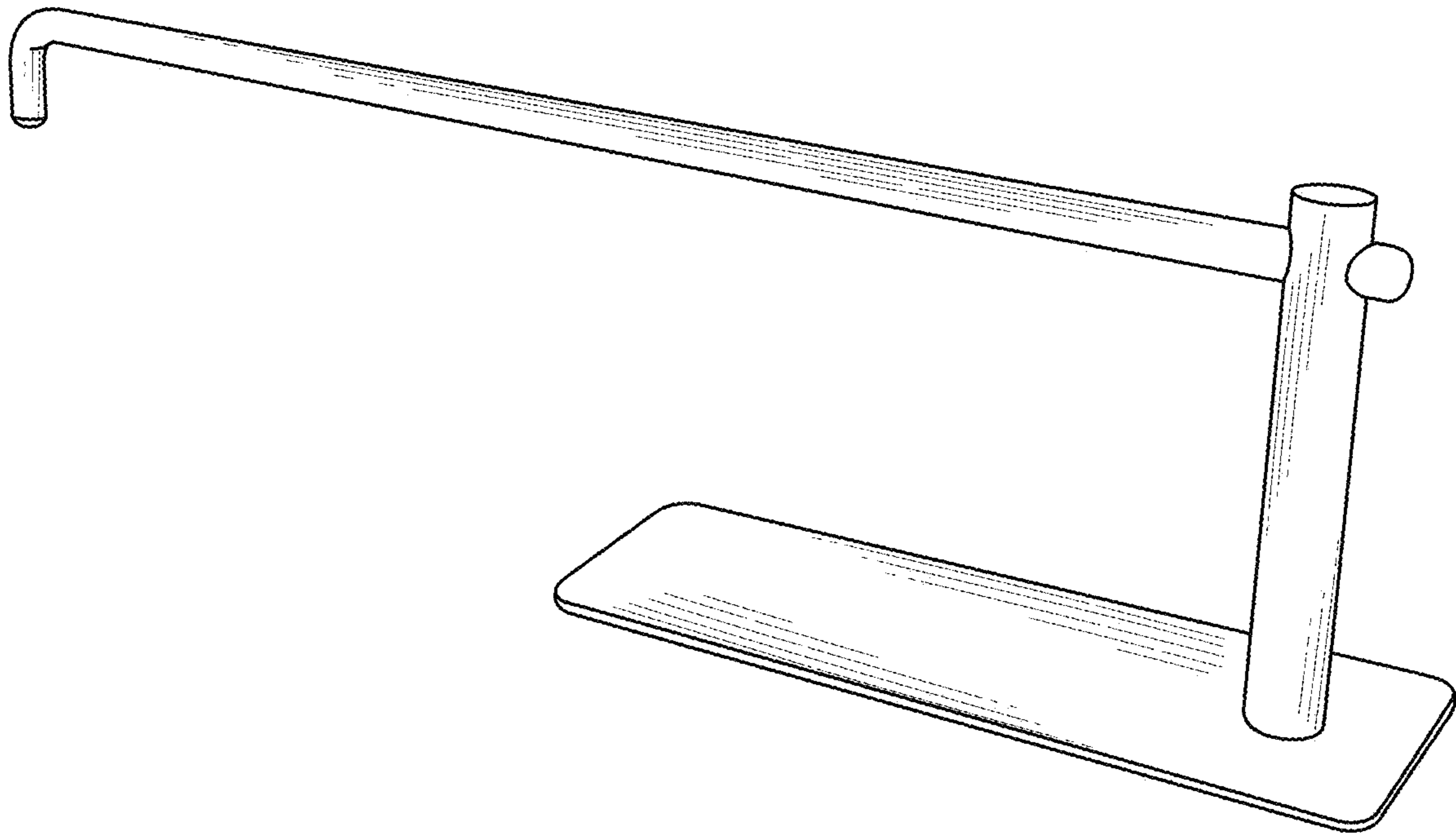


FIG. 7