



US00D919315S

(12) **United States Design Patent** (10) **Patent No.:** **US D919,315 S**
Svendsen (45) **Date of Patent:** **** May 18, 2021**

(54) **LOUNGER CHAIR**

FOREIGN PATENT DOCUMENTS

(71) Applicant: **S.R. Smith, LLC**, Canby, OR (US)

DE 3219333 A1 * 11/1983 A47C 15/006

(72) Inventor: **William J. Svendsen**, Canby, OR (US)

OTHER PUBLICATIONS

(73) Assignee: **S.R. SMITH, LLC**, Canby, OR (US)

“Ledge Lounger in-Pool Chaise Deep Lounge for 10-15 in. of Water (Set of 2, White)” Jul. 2, 2018, amazon.com, site visited Aug. 24, 2020 <https://amzn.to/319cuUV> (Year: 2018).

(**) Term: **15 Years**

(Continued)

(21) Appl. No.: **29/720,591**

Primary Examiner — R. Johnson

(22) Filed: **Jan. 14, 2020**

(74) Attorney, Agent, or Firm — Stoel Rives LLP

(51) **LOC (13) Cl.** **06-01**

(52) **U.S. Cl.**

(57) **CLAIM**

USPC **D6/361**

I claim the ornamental design for a lounge chair, as shown and described.

(58) **Field of Classification Search**

DESCRIPTION

USPC D6/334, 361, 367, 368, 369, 370, 375, D6/377, 382, 604

CPC A47C 1/02; A47C 1/024; A47C 1/025; A47C 1/026; A47C 1/14; A47C 1/143; A47C 1/146; A47C 3/16; A47C 4/54

See application file for complete search history.

FIG. 1 is a top perspective view of a lounge chair, showing the first embodiment of my new design;
FIG. 2 is a bottom perspective view thereof;
FIG. 3 is a front end view thereof;
FIG. 4 is a rear end view thereof;
FIG. 5 is a right side view thereof, the left side view being a mirror image;
FIG. 6 is a bottom view thereof;
FIG. 7 is a top view thereof;
FIG. 8 is a top perspective view of a lounge chair, showing the second embodiment of my new design;
FIG. 9 is a bottom perspective view thereof;
FIG. 10 is a front end view thereof;
FIG. 11 is a rear end view thereof;
FIG. 12 is a right side view thereof, the left side view being a mirror image;
FIG. 13 is a bottom view thereof; and,
FIG. 14 is a top view thereof.
The broken lines in the figures depict portions of the lounge chair that form no part of the claimed design.

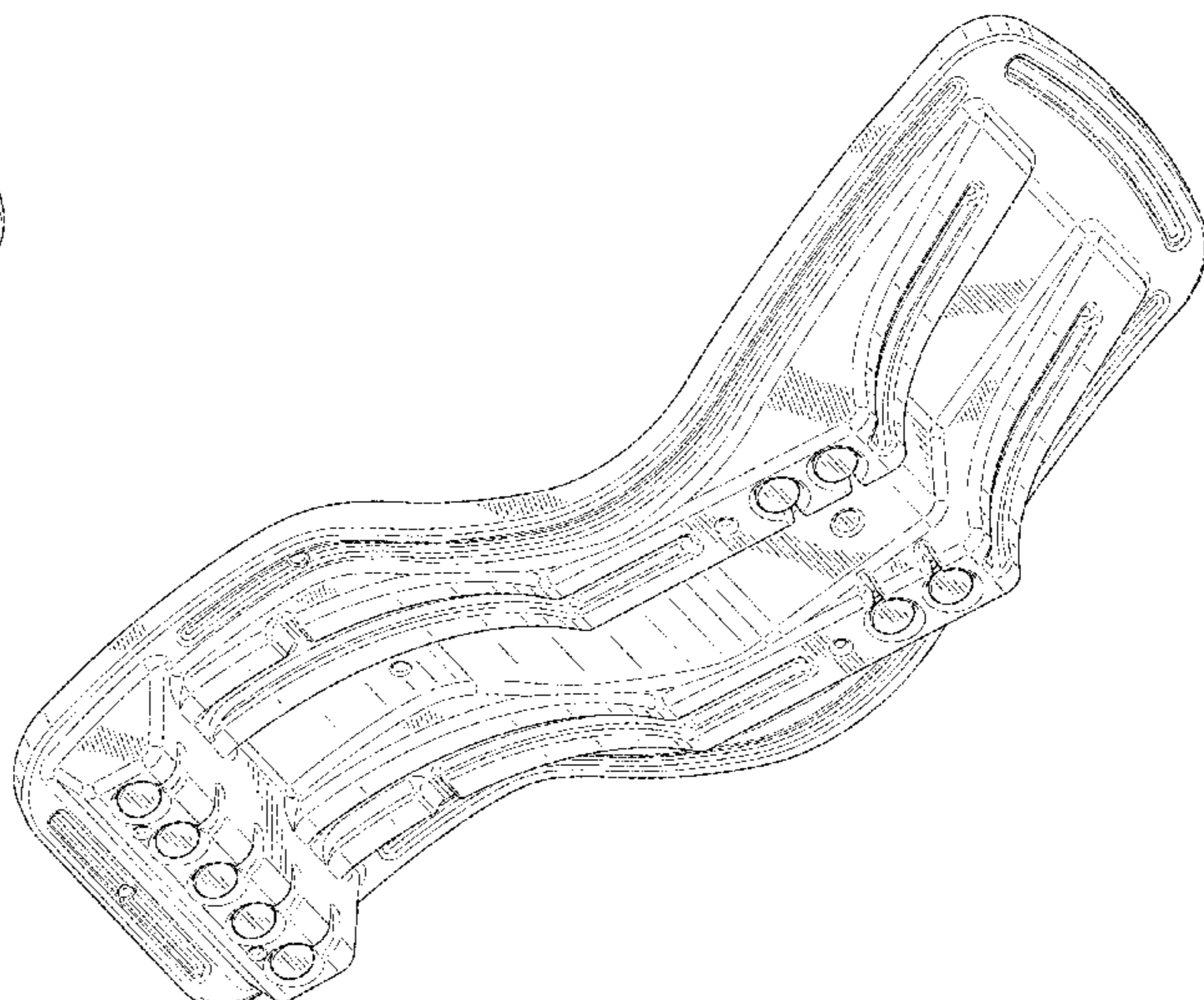
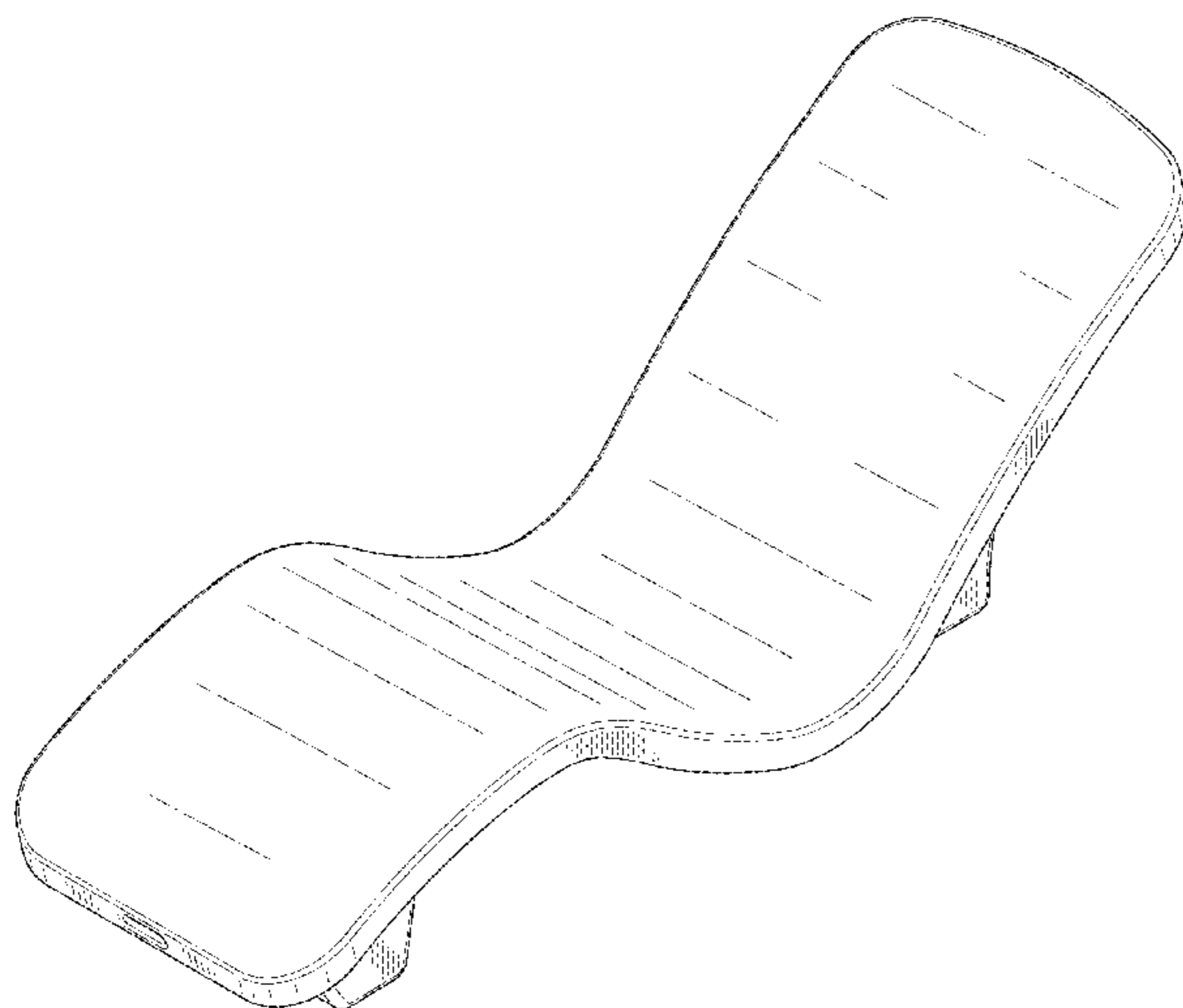
(56) **References Cited**

U.S. PATENT DOCUMENTS

D174,496 S 4/1955 Freedman et al.
2,728,376 A 12/1955 Halde
D217,449 S * 5/1970 Meyer D6/361
D218,889 S 10/1970 Lamb
3,759,572 A 9/1973 Koepke
4,066,293 A 1/1978 Meier
D286,709 S 11/1986 Schultz
D304,394 S * 11/1989 Harmer D6/361
D335,036 S 4/1993 Simmons
5,722,596 A 3/1998 Dome
D394,559 S 5/1998 Leventhal
6,517,161 B2 2/2003 Lo
D490,618 S 6/2004 Green et al.
D494,374 S 8/2004 Cagle
D518,304 S 4/2006 Crescenti
D531,318 S 10/2006 Morral Gispert

(Continued)

1 Claim, 10 Drawing Sheets



(56)

References Cited

U.S. PATENT DOCUMENTS

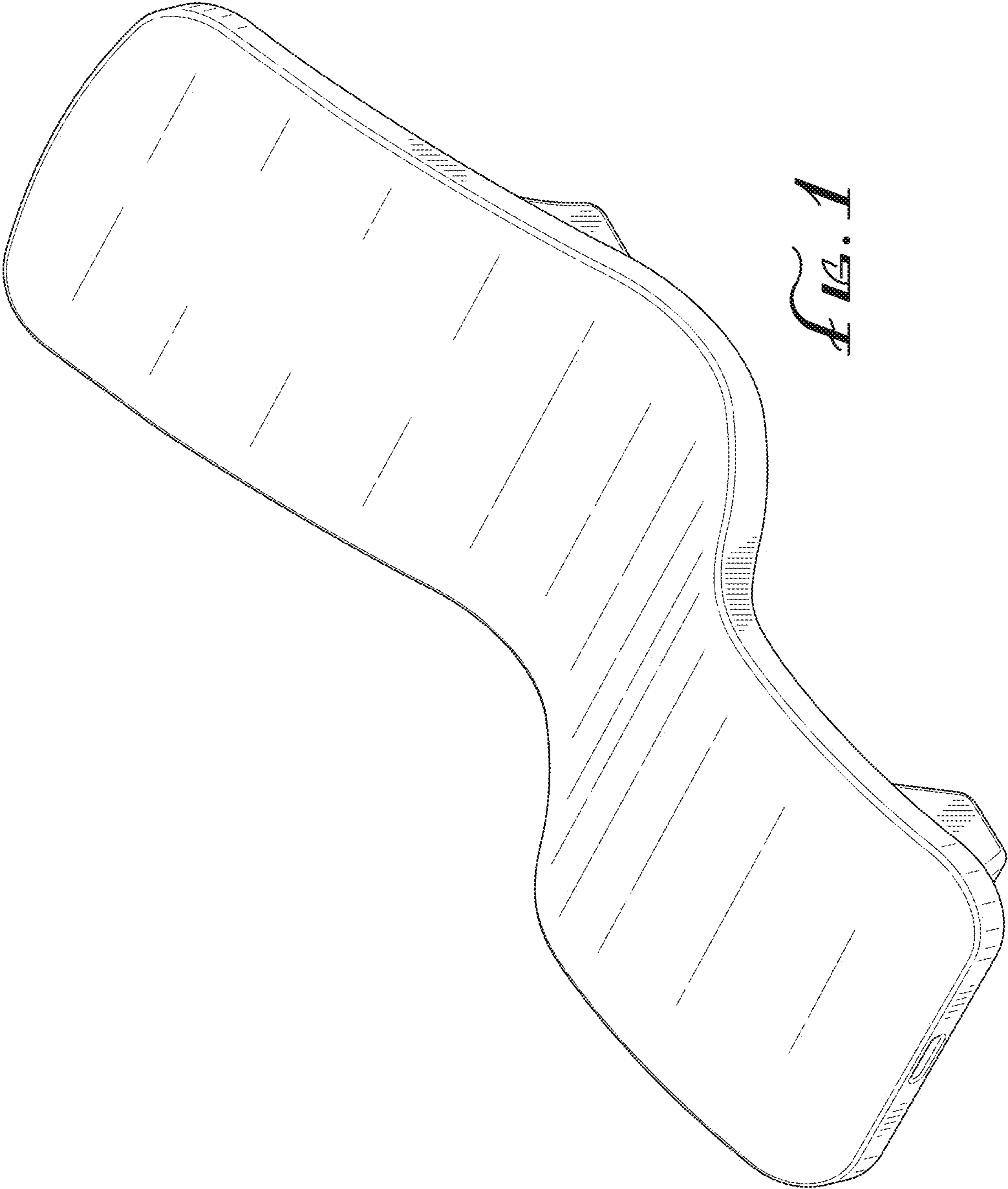
7,192,091 B1 * 3/2007 Ping Sheng A47C 1/143
 297/378.1
 D539,553 S * 4/2007 Jimenez M. D6/361
 D584,068 S 1/2009 Figueras Mitjans
 D591,986 S 5/2009 Schmitz et al.
 D612,165 S 3/2010 Caggiano
 D618,005 S 6/2010 Heltemes et al.
 D628,831 S 12/2010 Schmitz et al.
 D628,832 S 12/2010 Schmitz et al.
 D644,033 S 8/2011 Weichselbaumer
 D648,551 S 11/2011 Clark
 D651,371 S * 12/2011 Seliskar D30/160
 8,205,936 B2 6/2012 Alessandro
 D668,470 S 10/2012 Eicke
 D690,147 S 9/2013 Meyer
 D734,953 S * 7/2015 Narancic D6/361
 D745,786 S 12/2015 Ko
 9,622,584 B2 4/2017 Eicke
 D845,015 S * 4/2019 Milne D6/361
 D856,018 S 8/2019 Lawrence et al.

D864,640 S 10/2019 Saotome
 D870,502 S 12/2019 Saotome
 D871,121 S 12/2019 Sandona et al.
 D871,122 S 12/2019 Sandona et al.
 D885,074 S * 5/2020 Huo D6/375
 D889,864 S 7/2020 Bang et al.
 D898,391 S * 10/2020 Hagerty D6/361
 D905,457 S * 12/2020 Hagerty D6/361
 2005/0110326 A1 5/2005 Leong
 2006/0108839 A1 * 5/2006 Liu A47C 1/143
 297/47
 2017/0215595 A1 * 8/2017 Rubey A47C 4/28
 2018/0153306 A1 6/2018 Schmitz et al.
 2019/0116982 A1 * 4/2019 Lawrence A47C 11/00
 2020/0095024 A1 3/2020 Anderson et al.

OTHER PUBLICATIONS

“Ledge Lounger in-Pool Chaise Lounge for 0-9 in. of Water (Set of 2, Sandstone)” Sep. 2, 2018, amazon.com, site visited Aug. 24, 2020 <<https://amzn.to/31rrHsx>> (Year: 2018).

* cited by examiner



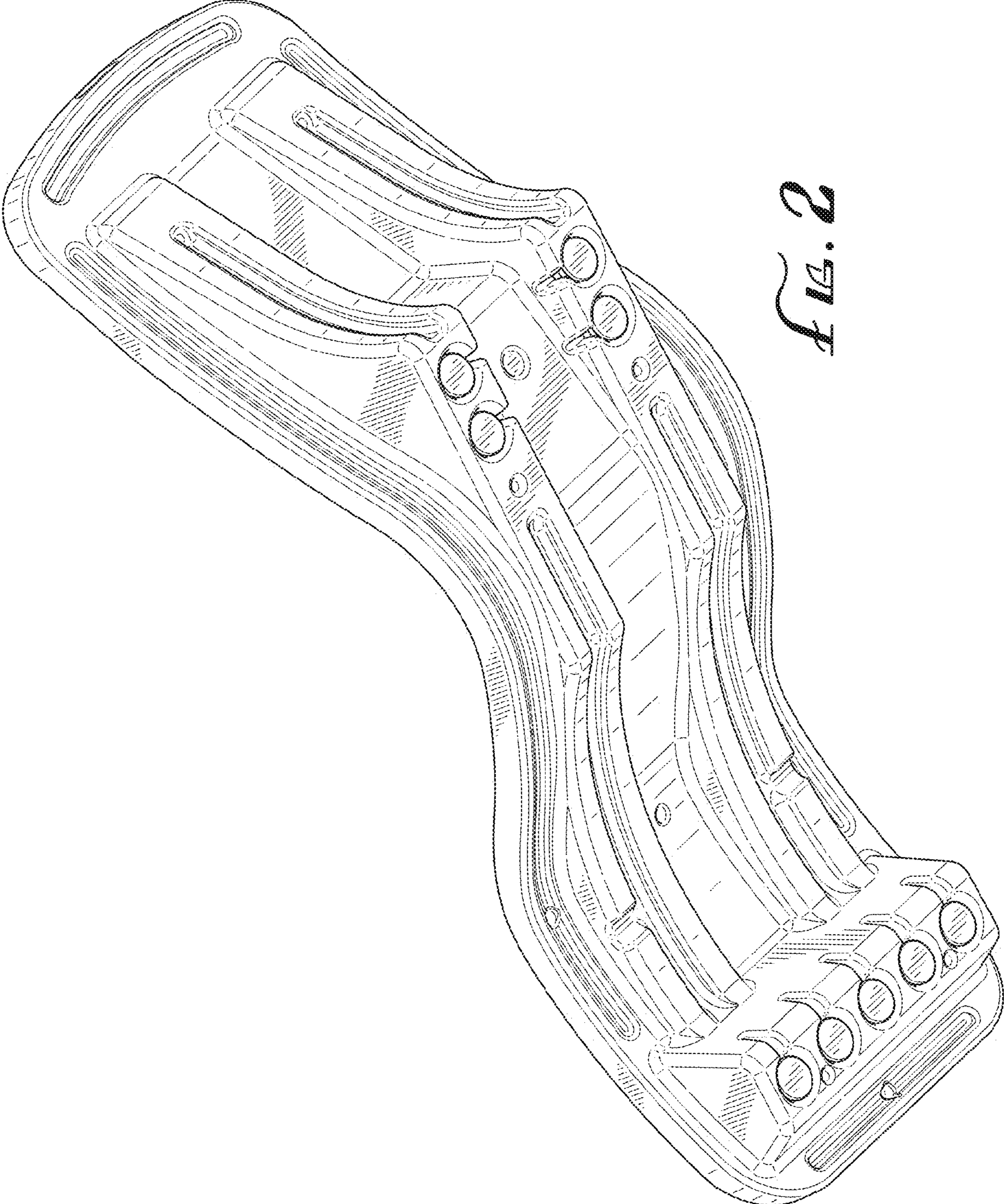


FIG. 2

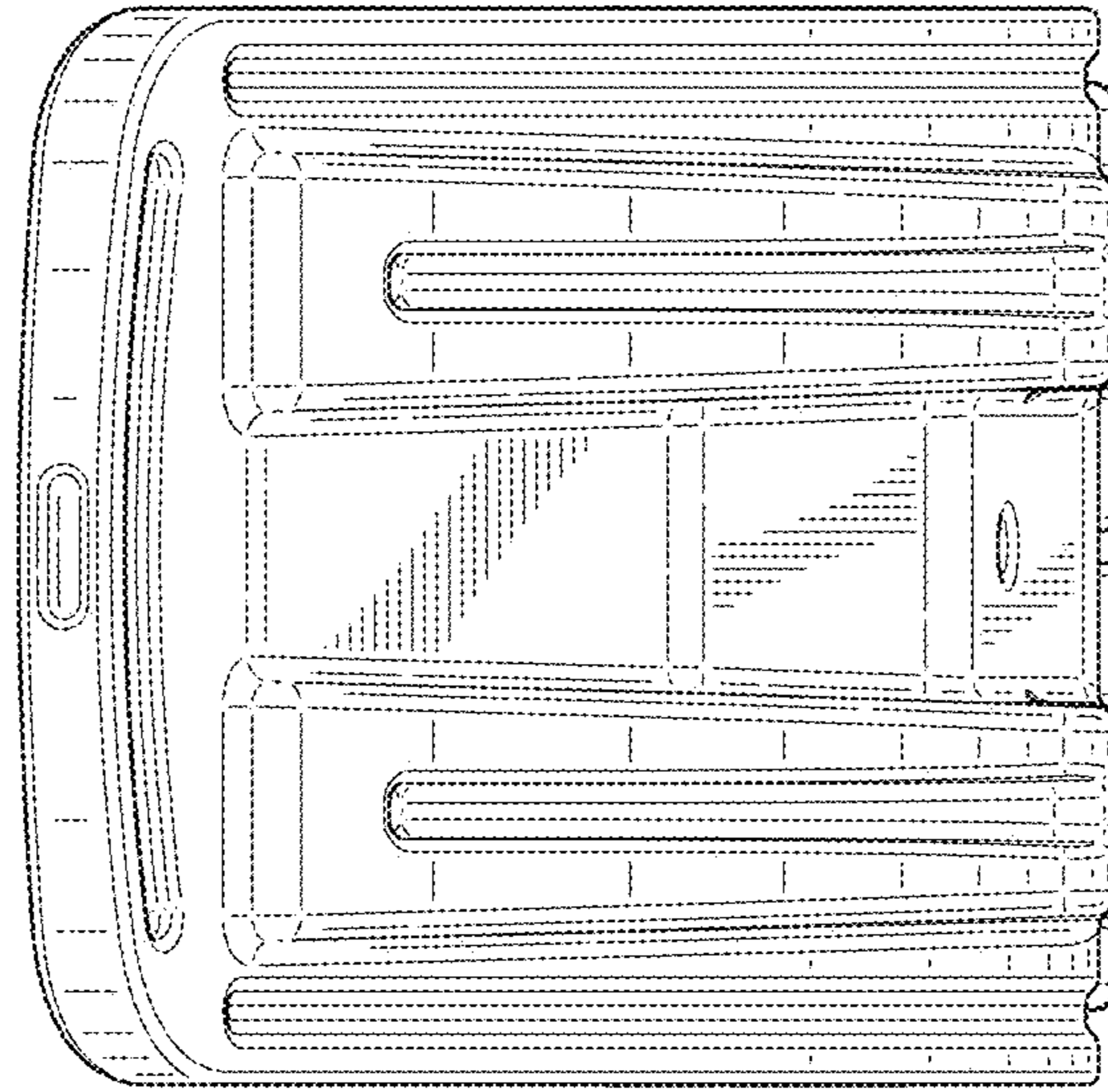


FIG. 4

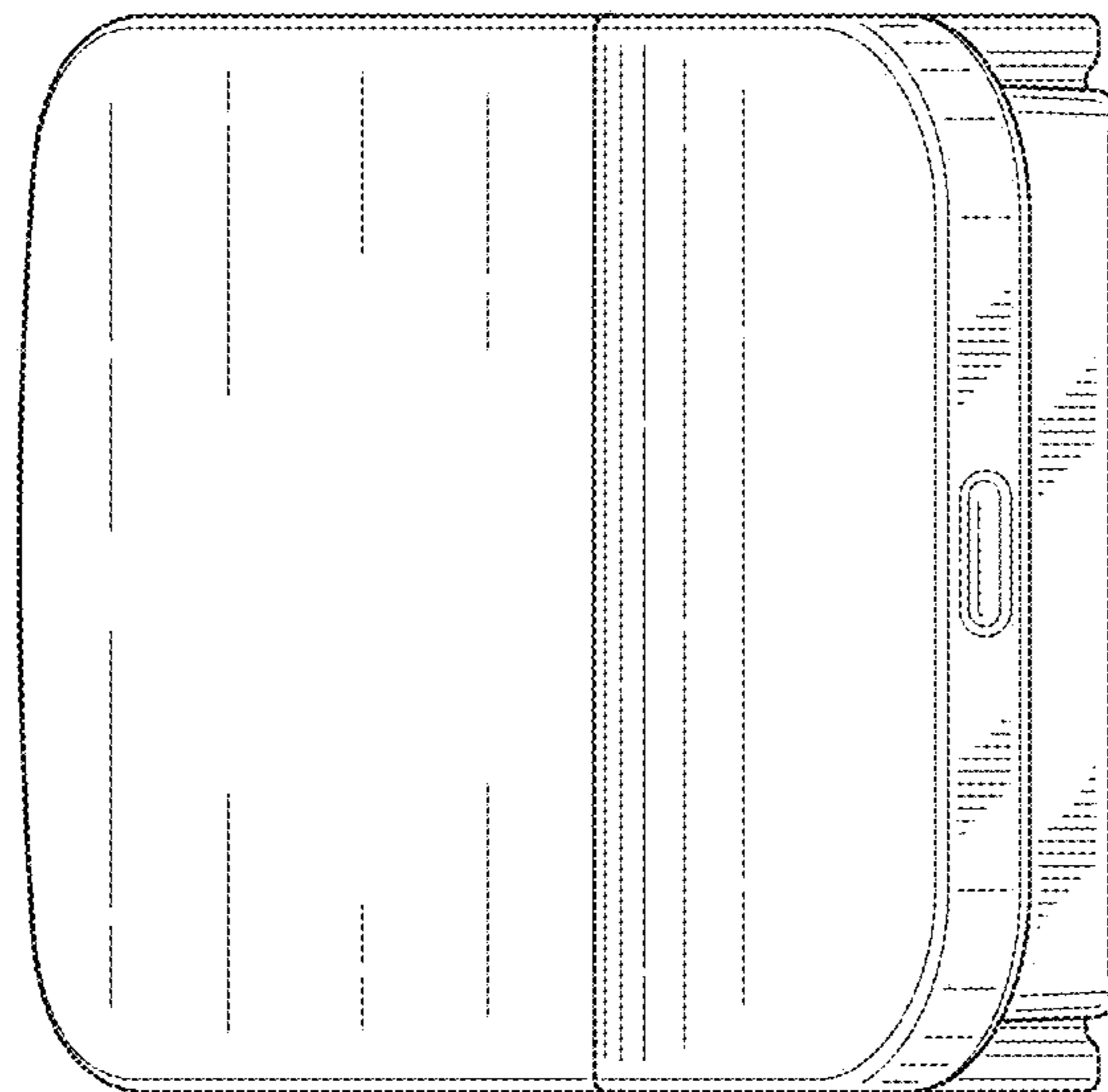


FIG. 3

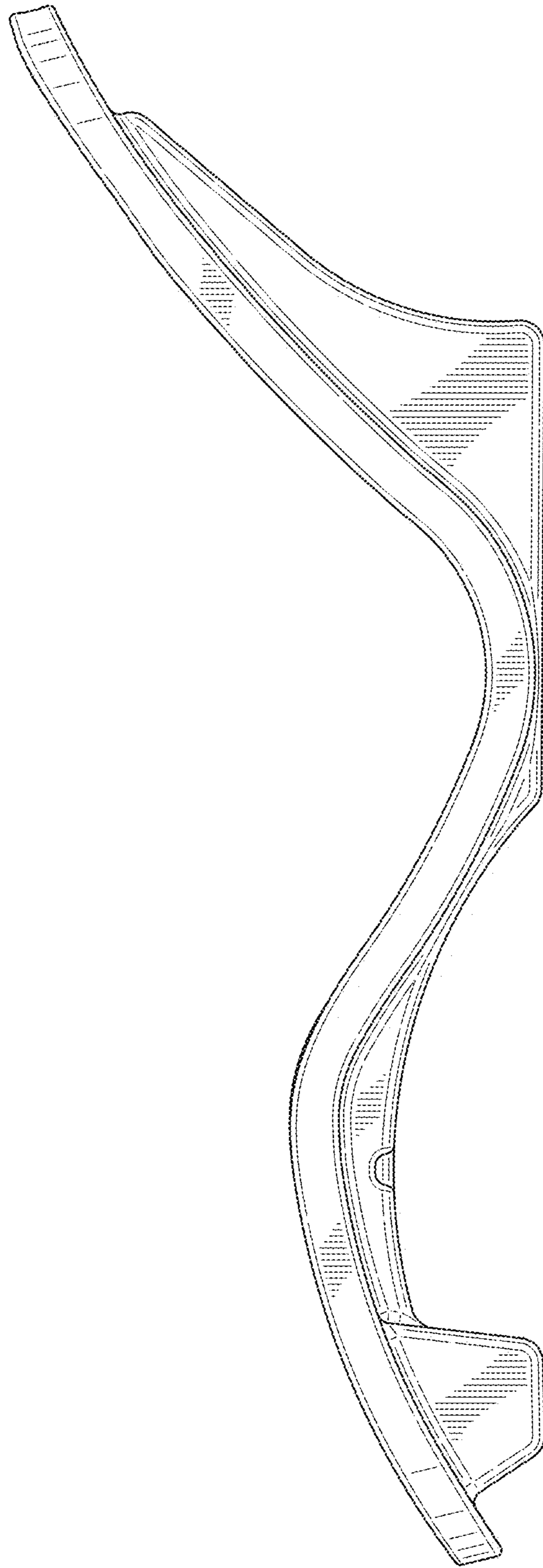


FIG. 5

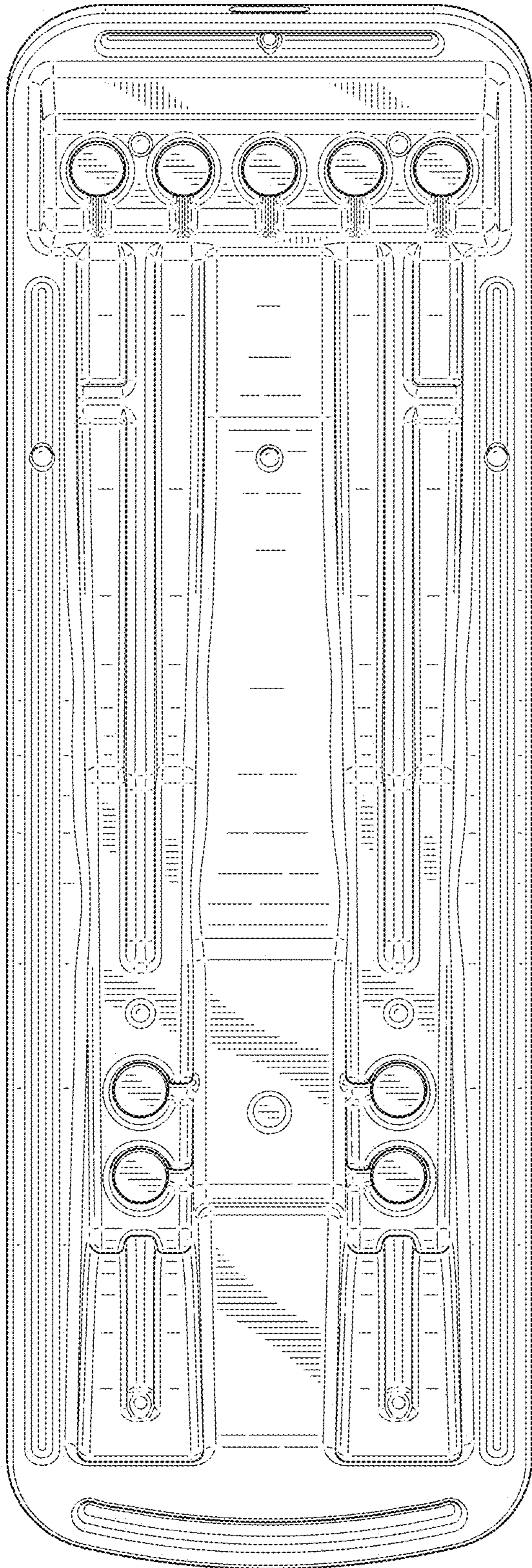


FIG. 6




FIG. 7

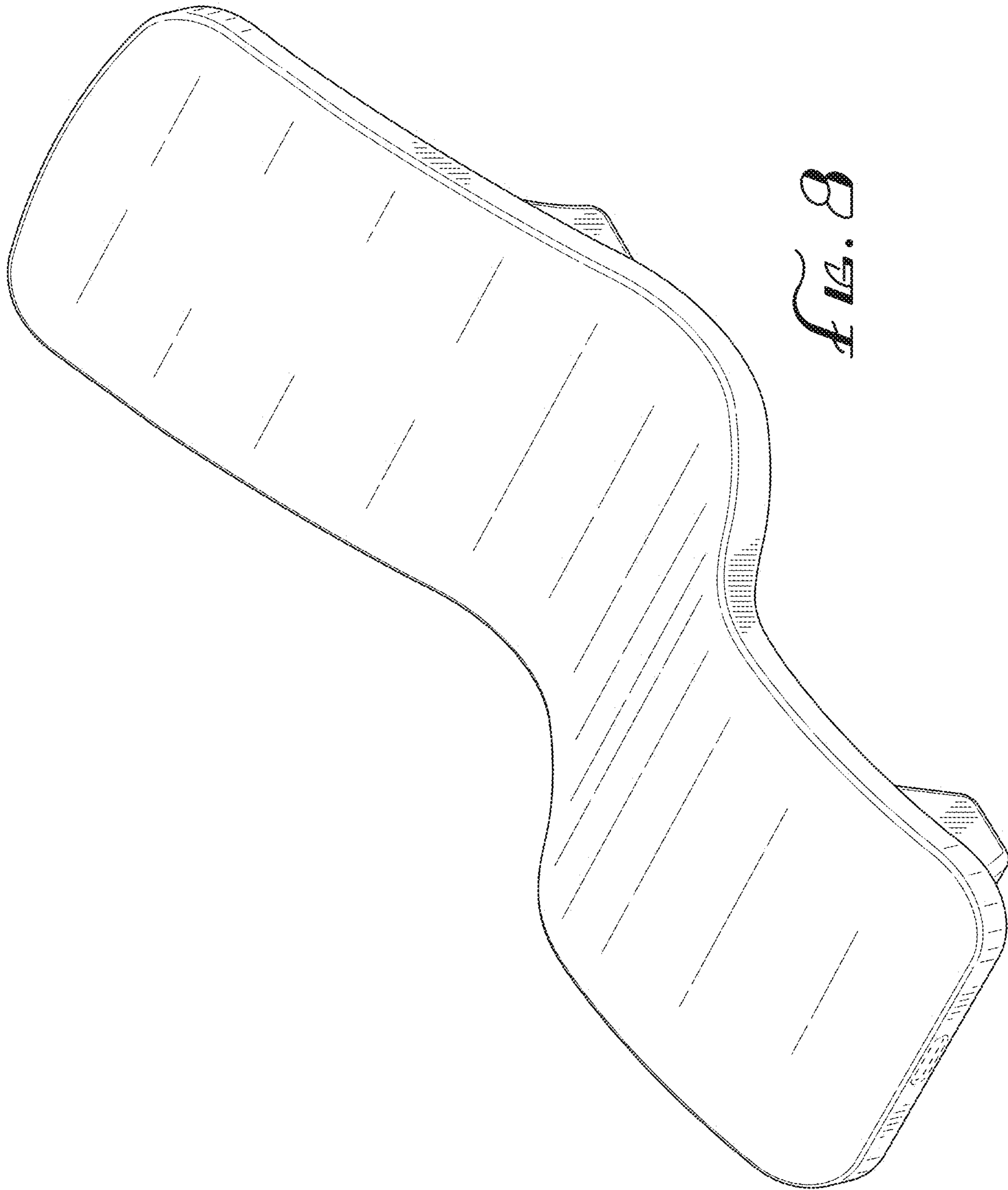


FIG. 8

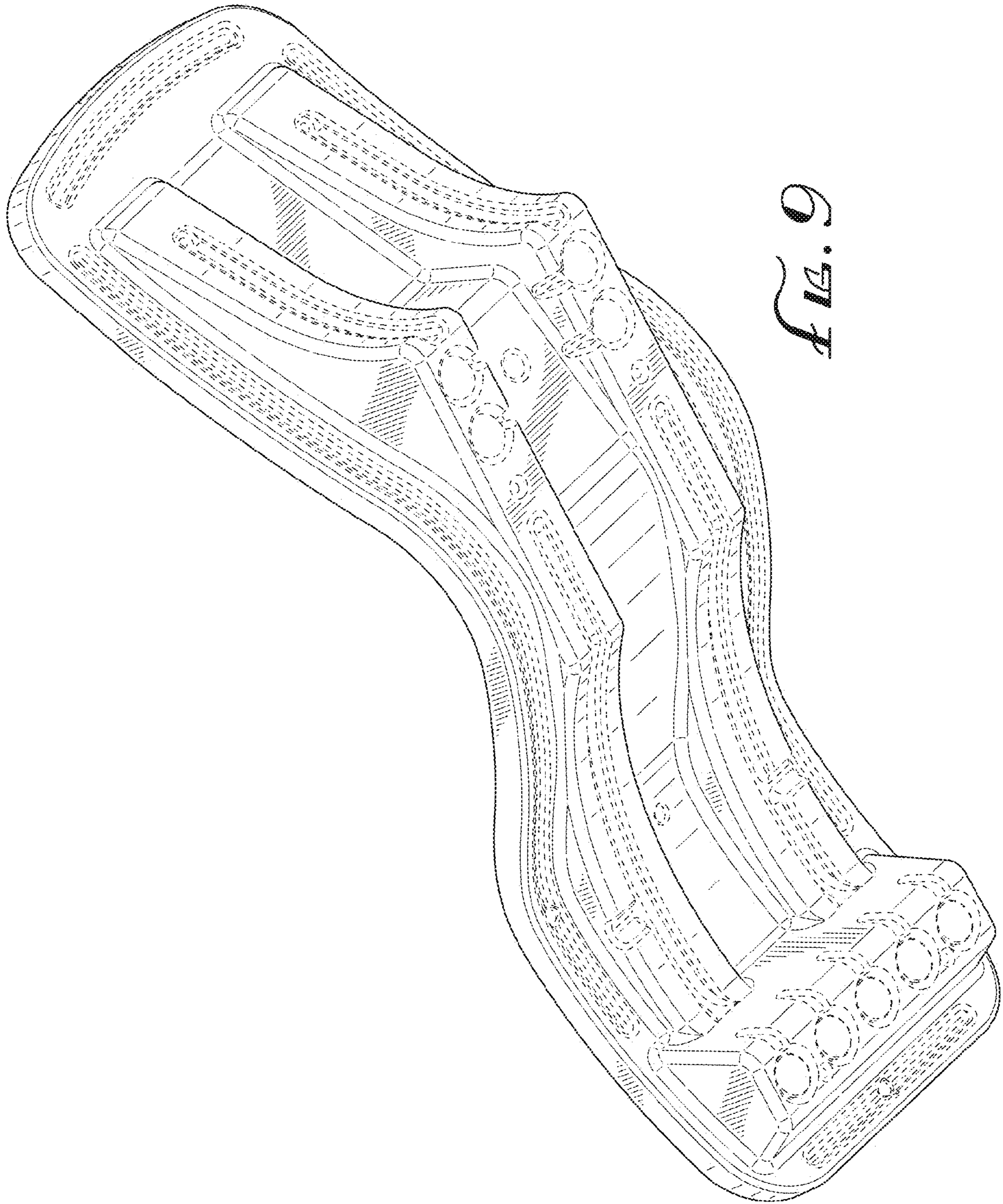


FIG. 9

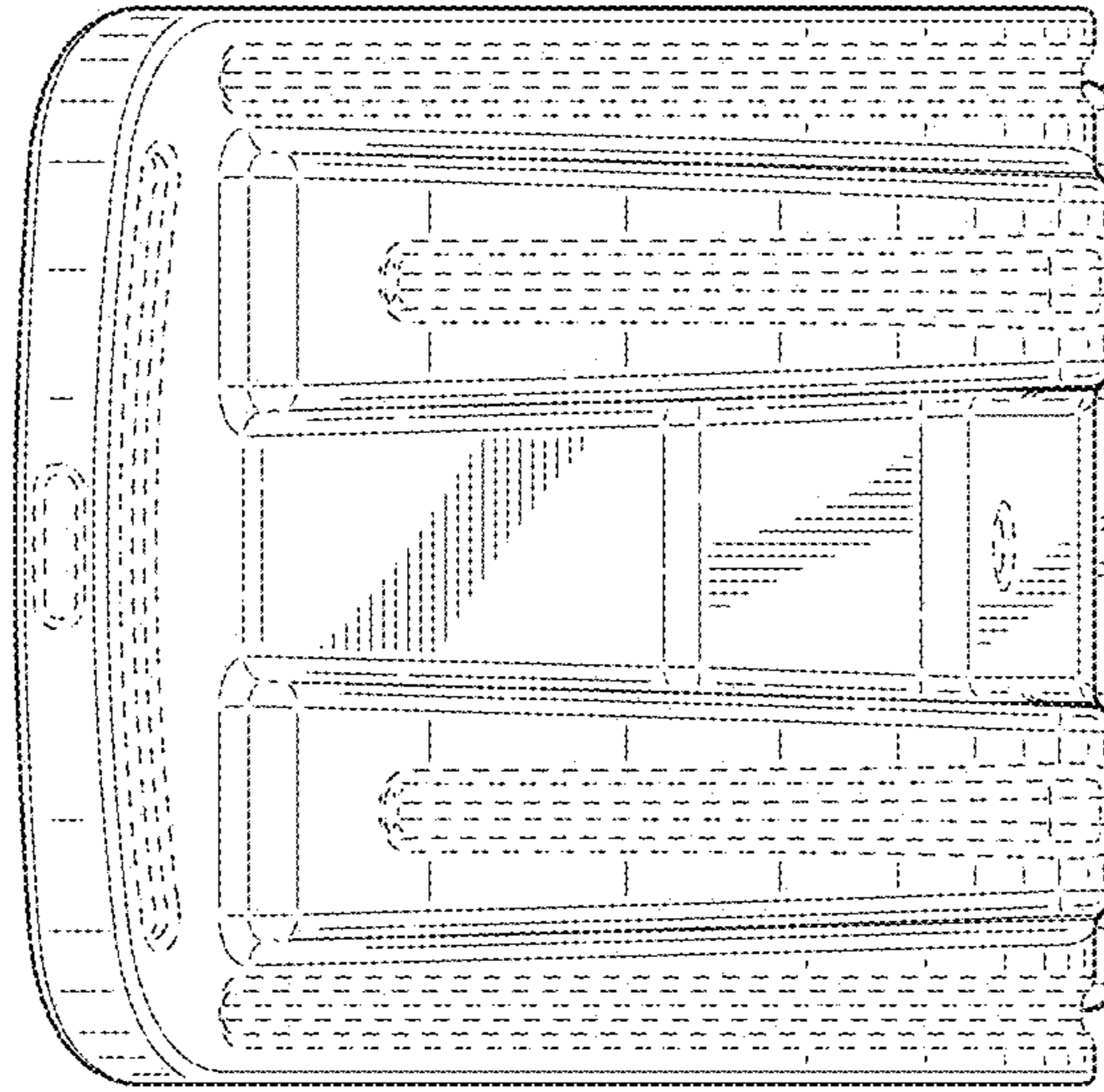


FIG. 11

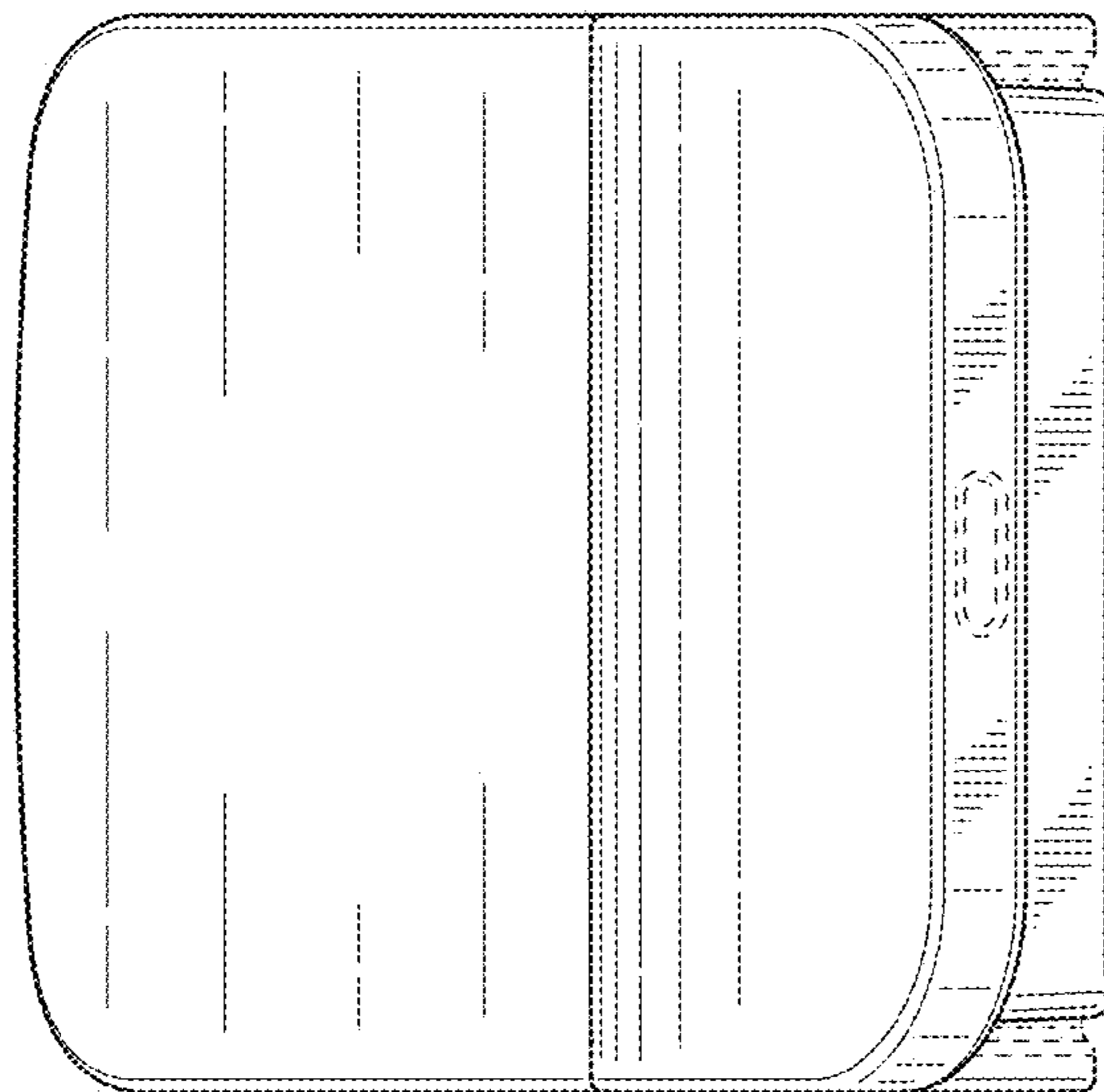


FIG. 10

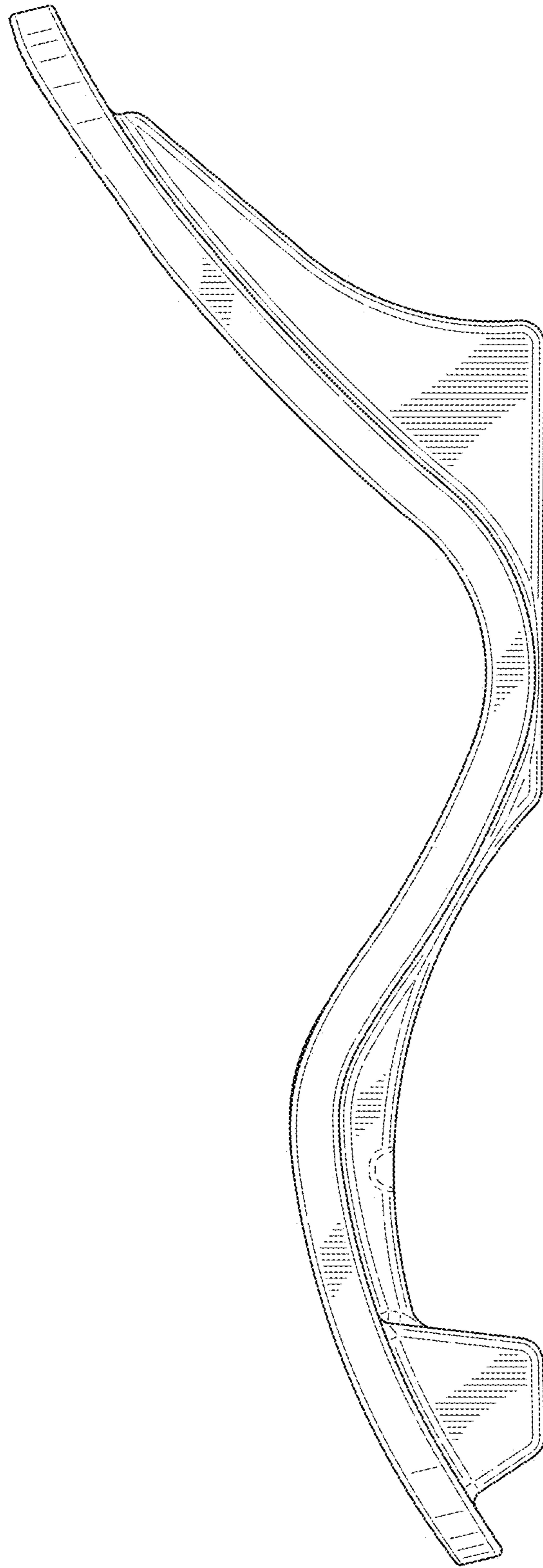


FIG. 12

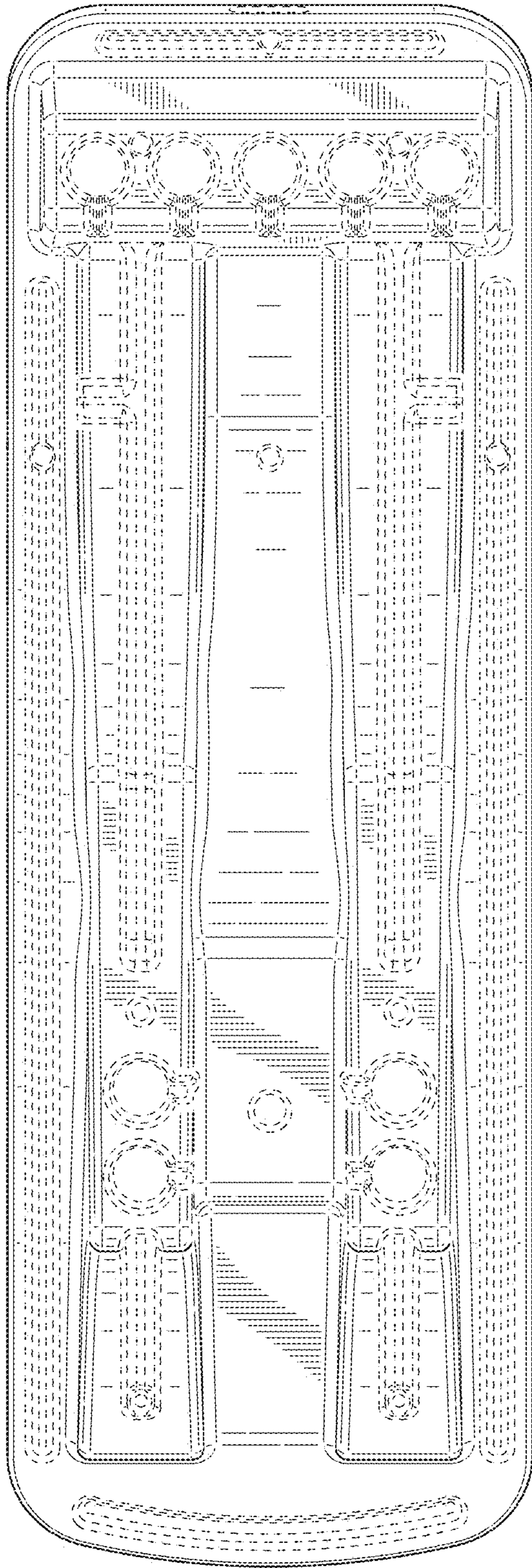


FIG. 13




FIG. 14