



US00D919307S

(12) **United States Design Patent** (10) **Patent No.:** **US D919,307 S**
Ross, III et al. (45) **Date of Patent:** **** May 18, 2021**

(54) **PICTURE FRAME ANTENNA**

FOREIGN PATENT DOCUMENTS

(71) Applicant: **Antennas Direct, Inc.**, Ellisville, MO (US)

CN 1474478 A 2/2004
CN 203589214 U 5/2014

(72) Inventors: **John Edwin Ross, III**, Moab, UT (US); **Joanne Nosiglia**, Eureka, MO (US); **Christine Hand**, St. Louis, MO (US)

OTHER PUBLICATIONS

Non-final Office Action for U.S. Appl. No. 16/184,594, filed Nov. 8, 2018 which claims priority to the same parent application as the instant application; dated Jan. 14 2020; 12 pages.

(73) Assignee: **Antennas Direct, Inc.**, Ellisville, MO (US)

(Continued)

(**) Term: **15 Years**

Primary Examiner — Deanna L Pratt

(21) Appl. No.: **29/635,829**

(74) *Attorney, Agent, or Firm* — Harness, Dickey & Pierce, P.L.C.; Anthony G. Fussner

(22) Filed: **Feb. 2, 2018**

Related U.S. Application Data

(57) **CLAIM**

(63) Continuation of application No. 29/587,310, filed on Dec. 12, 2016, now Pat. No. Des. 811,752, which is a continuation-in-part of application No. 15/277,362, filed on Sep. 27, 2016, now Pat. No. 10,128,575, which is a continuation-in-part of application No. 14/878,504, filed on Oct. 8, 2015, now Pat. No.

The ornamental design for a picture frame antenna, as shown and described.

(Continued)

DESCRIPTION

(51) **LOC (13) Cl.** **06-07**

(52) **U.S. Cl.**
USPC **D6/300; D14/230**

(58) **Field of Classification Search**
USPC D6/300-314; D14/448, 450, 239, 230
CPC . A47G 1/00; A47G 1/06; A47G 1/005; A47G 1/0627; A47G 1/0638; A47G 1/14; A47G 1/141; A47G 1/142; A47G 1/10; A47G 1/0633

See application file for complete search history.

FIG. 1 is a perspective view of a picture frame antenna, showing our new design;
FIG. 2 is a back perspective view thereof;
FIG. 3 is a front elevation view thereof;
FIG. 4 is a back elevation thereof;
FIG. 5 is a right elevation view thereof;
FIG. 6 is a left elevation view thereof;
FIG. 7 is a top plan view thereof;
FIG. 8 is a bottom plan view thereof; and,
FIG. 9 is an exploded perspective view thereof showing an exemplary antenna element in broken lines that may be coupled to an inner surface of the back plate and disposed within an interior defined by the picture frame antenna. In the drawings, the details shown in broken lines depict environmental subject matter only and form no part of the claimed design.

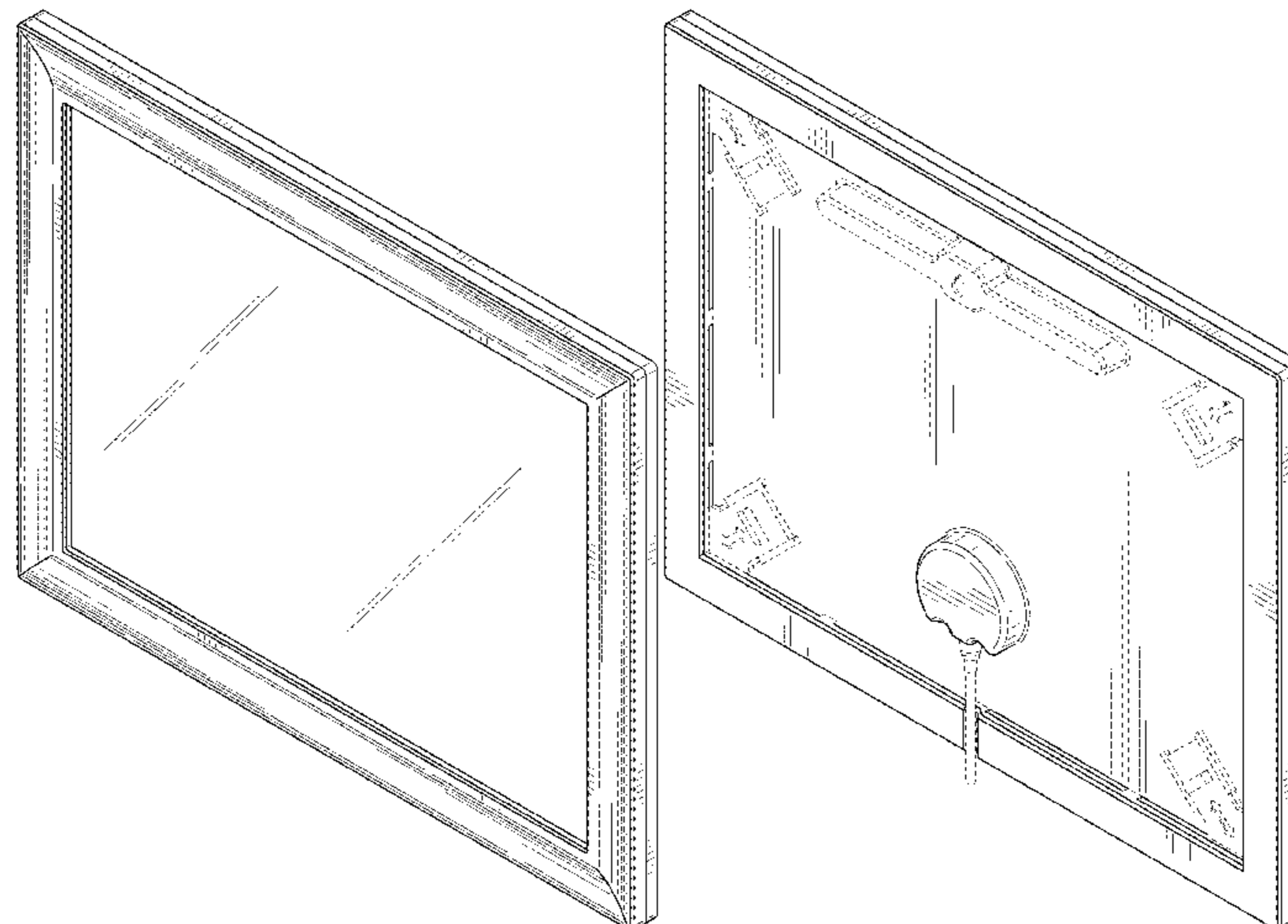
(56) **References Cited**

U.S. PATENT DOCUMENTS

2,551,664 A 5/1951 Galper
D168,325 S 12/1952 Abrams

(Continued)

1 Claim, 6 Drawing Sheets



Related U.S. Application Data

9,761,935, application No. 29/635,829, filed on Feb. 2, 2018, which is a continuation-in-part of application No. 15/277,362, filed on Sep. 27, 2016, now Pat. No. 10,128,575, which is a continuation-in-part of application No. 14/878,504, filed on Oct. 8, 2015, now Pat. No. 9,761,935.

(56)

References Cited

U.S. PATENT DOCUMENTS

3,161,975	A	12/1964	McMillan	
D205,771	S	9/1966	Spislman	
D213,882	S	4/1969	Sonnenblick	
D244,771	S	6/1977	Bott	
D269,838	S	7/1983	Altonaga	
4,462,010	A	7/1984	Strammello	
D282,355	S	1/1986	Hartzell	
D312,923	S	12/1990	Bleazard	
4,987,424	A	1/1991	Tamura et al.	
D324,780	S	3/1992	Sebesta	
D358,037	S	5/1995	Monroe	
D366,764	S	2/1996	Hunt	
D396,350	S	7/1998	Panzenhagen	
D405,473	S	2/1999	Tikhonski et al.	
D452,995	S	1/2002	Barry	
D474,037	S *	5/2003	Shih	D6/308
D480,221	S	10/2003	Luciano	
D481,544	S	11/2003	Di Leggerini	
D504,687	S	5/2005	Lee et al.	
D505,018	S *	5/2005	Stravitz	D6/300
D507,118	S *	7/2005	Stravitz	D6/300
D509,072	S	9/2005	Babich	
D510,101	S	9/2005	Bushey	
D519,117	S	4/2006	Lewis	
D524,555	S	7/2006	Mohundro	
D527,193	S	8/2006	Park	
D532,823	S	11/2006	Pena Angarita	
D542,543	S	5/2007	Bruce	
D548,981	S	8/2007	Ernetoft	
D575,531	S	8/2008	Paterson	
D585,883	S	2/2009	Kaneko	

D638,631	S	5/2011	Parisi et al.	
D654,274	S	2/2012	Krawczyk	
D666,619	S	9/2012	May	
D677,474	S	3/2013	Harris et al.	
D719,744	S	12/2014	Plumbo et al.	
D719,746	S	12/2014	Dean, Jr.	
D735,480	S	8/2015	Fallon	
D782,211	S	3/2017	Randhawa	
9,761,935	B2	9/2017	Ross, III et al.	
D811,752	S *	3/2018	Ross, III	D6/300
D854,343	S *	7/2019	Altemimei	D6/300
D878,775	S *	3/2020	Wang	D6/308
D884,366	S *	5/2020	Gao	D6/308
D884,367	S *	5/2020	Gao	D6/308
D893,201	S *	8/2020	Jiang	D6/308
D900,488	S *	11/2020	Chu	D6/308
D900,489	S *	11/2020	Chu	D6/308
D901,191	S *	11/2020	Chu	D6/308
D901,192	S *	11/2020	Wang	D6/308
2008/0291345	A1	11/2008	Schneider	
2008/0297438	A1 *	12/2008	Lin	A47G 1/142 345/30
2009/0146900	A1	6/2009	Schneider et al.	
2009/0147155	A1 *	6/2009	Hsu	G06F 1/1601 348/836
2009/0289853	A1	11/2009	Tinaphong et al.	
2009/0316056	A1 *	12/2009	Rosencwaig	G06F 1/1656 348/836
2012/0169553	A1	7/2012	Nomura et al.	
2012/0249396	A1	10/2012	Parsche	
2014/0292597	A1	10/2014	Schneider et al.	
2017/0062939	A1	3/2017	Ross, III et al.	

OTHER PUBLICATIONS

Notice of Allowance dated Jan. 25, 2018 for design U.S. Appl. No. 29/587,310, filed Dec. 12, 2016 which is the parent application to the instant application, 8 pages.
Chinese office action (and its English translation) for Chinese application No. 201610797981.6 which claims priority to the same parent application as the instant application, dated Nov. 21, 2018, 18 pages.

* cited by examiner




FIG. 1

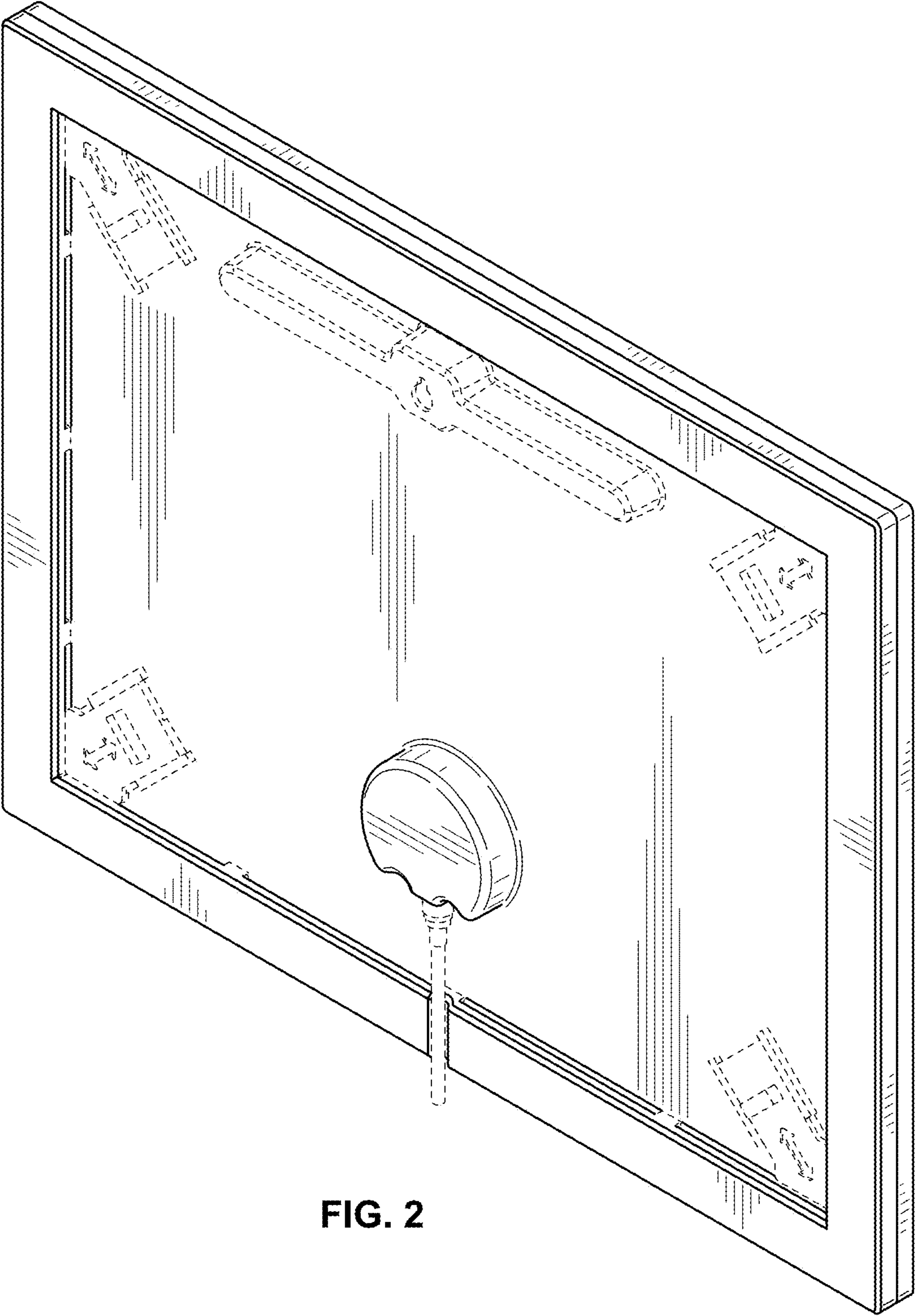


FIG. 2




FIG. 3

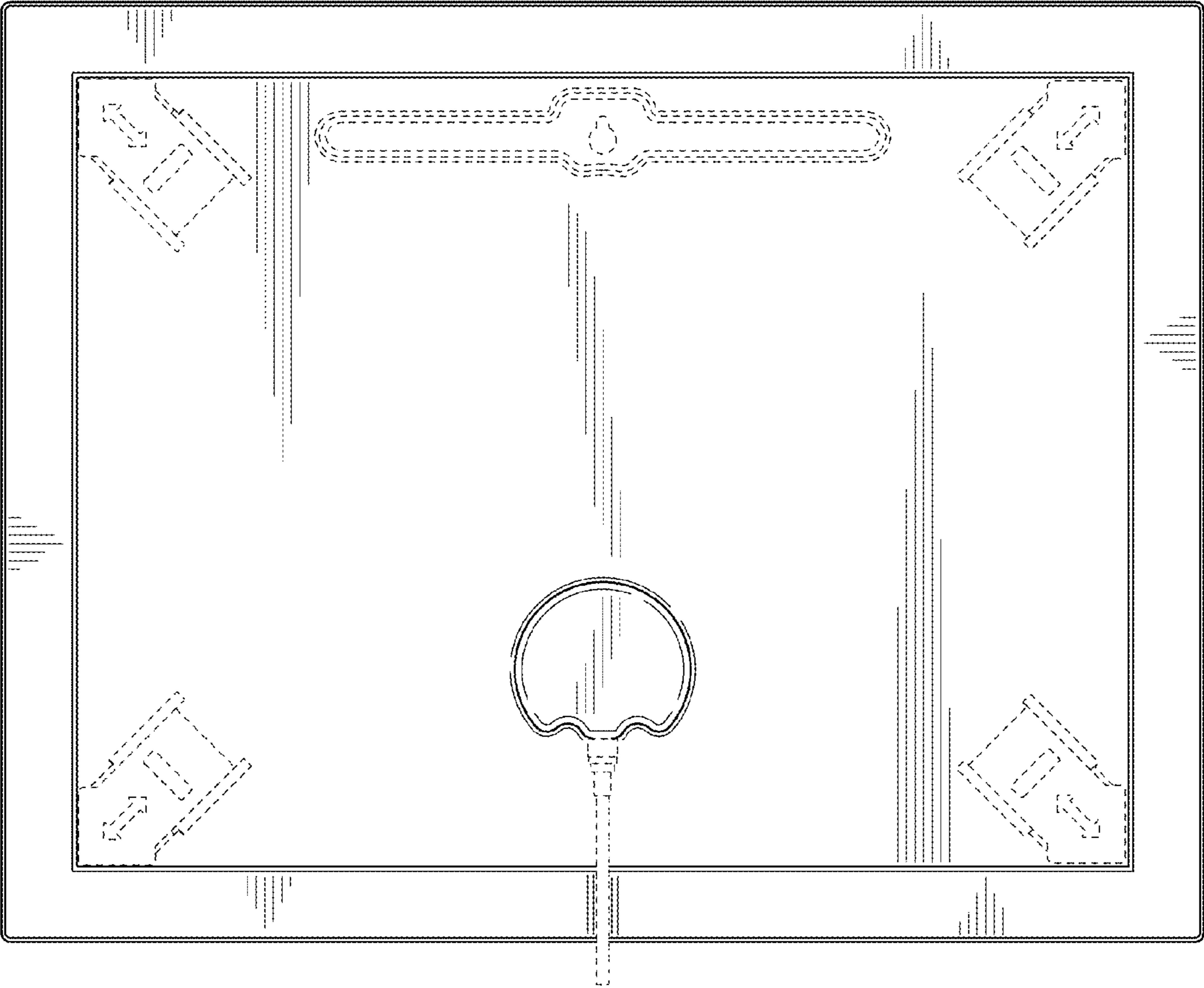


FIG. 4

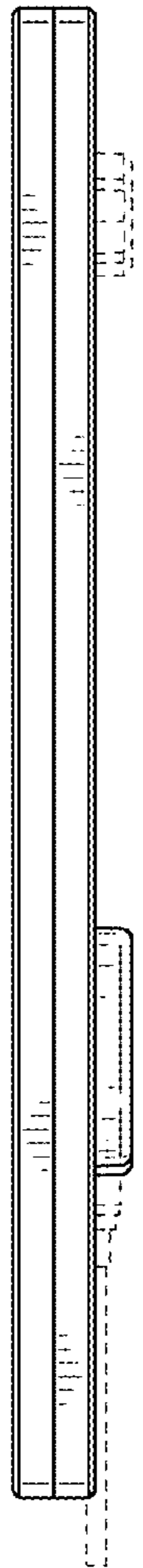


FIG. 5




FIG. 6



FIG. 7

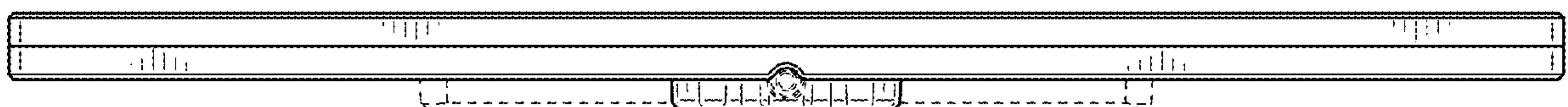


FIG. 8

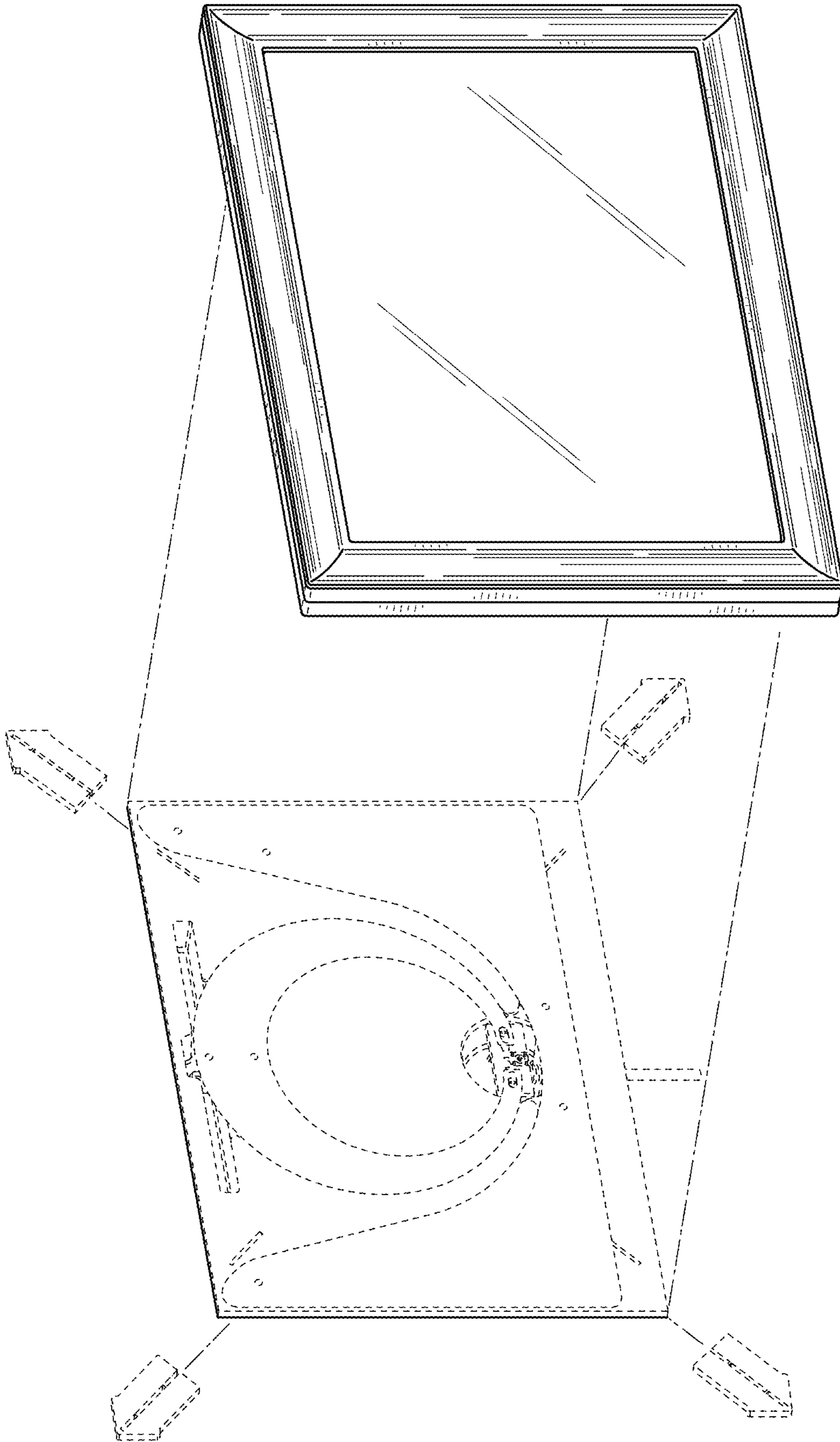


FIG. 9