



US00D919302S

(12) **United States Design Patent** (10) **Patent No.:** **US D919,302 S**  
**Ebrahimi Afrouzi et al.** (45) **Date of Patent:** **\*\* \*May 18, 2021**

(54) **SIDE BRUSH**

(71) Applicants: **Ali Ebrahimi Afrouzi**, San Jose, CA (US); **Shahin Fathi Djalali**, San Leandro, CA (US)

(72) Inventors: **Ali Ebrahimi Afrouzi**, San Jose, CA (US); **Shahin Fathi Djalali**, San Leandro, CA (US)

(\*) Notice: This patent is subject to a terminal disclaimer.

(\*\*) Term: **15 Years**

(21) Appl. No.: **29/680,697**

(22) Filed: **Feb. 19, 2019**

(51) **LOC (13) Cl.** ..... **04-02**

(52) **U.S. Cl.**  
USPC ..... **D4/102**

(58) **Field of Classification Search**  
USPC ..... D4/100, 102, 106, 107, 109, 110, 111, D4/112, 117, 120, 126, 127, 128, 129, D4/130, 131, 132, 133, 134, 135, 136, D4/137, 138; D28/7, 13, 19, 21, 22, 23, D28/24, 28, 29, 30, 31, 32, 33, 45, 63, D28/74; D30/158, 159; D7/682; D8/107, 303  
CPC ..... A46B 2200/104; A46B 1/00; A46B 2200/1006; A46B 2200/102; A46D 1/0276

See application file for complete search history.

(56) **References Cited**

U.S. PATENT DOCUMENTS

D862,090	S	*	10/2019	Ebrahimi Afrouzi	.....	D4/120
D862,892	S	*	10/2019	Ebrahimi Afrouzi	.....	D4/120
D862,893	S	*	10/2019	Ebrahimi Afrouzi	.....	D4/120
D862,894	S	*	10/2019	Ebrahimi Afrouzi	.....	D4/120
D897,111	S	*	9/2020	Ebrahimi Afrouzi	.....	D4/102
D897,112	S	*	9/2020	Ebrahimi Afrouzi	.....	D4/102
D897,113	S	*	9/2020	Ebrahimi Afrouzi	.....	D4/102
D906,680	S	*	1/2021	Ebrahimi Afrouzi	.....	D4/102
D906,681	S	*	1/2021	Ebrahimi Afrouzi	.....	D4/102
D906,682	S	*	1/2021	Ebrahimi Afrouzi	.....	D4/102
D906,683	S	*	1/2021	Ebrahimi Afrouzi	.....	D4/102
D906,684	S	*	1/2021	Ebrahimi Afrouzi	.....	D4/102
D906,685	S	*	1/2021	Ebrahimi Afrouzi	.....	D4/102
D906,686	S	*	1/2021	Ebrahimi Afrouzi	.....	D4/102

\* cited by examiner

*Primary Examiner* — George A Bugg  
*Assistant Examiner* — Tamara L Hahn

(57) **CLAIM**

The ornamental design for a side brush, as shown and described.

**DESCRIPTION**

FIG. 1 is a left side elevation view of a side brush;  
FIG. 2 is a front elevation view thereof;  
FIG. 3 is a top plan view thereof;  
FIG. 4 is a bottom plan view thereof;  
FIG. 5 is a top perspective view thereof; and,  
FIG. 6 is a bottom perspective view thereof.  
The broken lines show portions of the side brush that form no part of the claimed design.

**1 Claim, 6 Drawing Sheets**




FIG. 1




FIG. 2




FIG. 3




FIG. 4






FIG. 5




FIG. 6

