



US00D919288S

(12) **United States Design Patent** (10) **Patent No.:** **US D919,288 S**
Perez (45) **Date of Patent:** **** May 18, 2021**

(54) **NECK WORN PHONE HOLDER**
(71) Applicant: **Jackie Perez**, Stuart, FL (US)
(72) Inventor: **Jackie Perez**, Stuart, FL (US)
(**) Term: **15 Years**

(21) Appl. No.: **29/726,393**

(22) Filed: **Mar. 3, 2020**

(51) **LOC (13) Cl.** **03-01**

(52) **U.S. Cl.**
USPC **D3/218**

(58) **Field of Classification Search**
USPC D3/218, 215, 219; 224/219, 222, 257,
224/930; D14/250-254, 224, 224.1,
D14/238.1, 434, 447, 451-452, 483;
24/3.3
CPC A45F 5/00; A45F 2005/006; A45F
2200/0516; A45F 2200/0533; A45C
11/00; A61C 15/043; H04B 1/3888;
H04B 1/3877; H04B 2001/3855; F16M
11/40; F16M 13/022; F16M 11/242;
F16M 11/28; F16M 11/041; F16M 13/04
See application file for complete search history.

(56) **References Cited**

U.S. PATENT DOCUMENTS

6,662,986 B2 * 12/2003 Lehtonen A45F 5/02
224/222
D521,726 S * 5/2006 Tarantino D3/215
D680,321 S * 4/2013 Jones D3/215
8,881,961 B1 * 11/2014 Cibirka A45F 5/00
224/265
9,004,330 B2 * 4/2015 White F16M 13/04
224/257
D822,380 S * 7/2018 McBrayer D3/218

D903,651 S * 12/2020 Prince D14/253
2007/0051766 A1 * 3/2007 Spencer A45C 11/00
224/607
2007/0235493 A1 * 10/2007 Fortson H04B 1/3888
224/257
2014/0048574 A1 * 2/2014 Kimble A45F 5/00
224/257
2017/0251793 A1 * 9/2017 Barratt H04B 1/3888

OTHER PUBLICATIONS

LAX Gadgets Hands -Free Neck Holder Phone Mount for Smart-
phones, Pink, 1998-2021 . . . [https://www.staples.com/lax-gadgets-hands-free-neck-holder-phone-mount-for-smartphones-pink-neckhldr-pnk/product_24368337?.](https://www.staples.com/lax-gadgets-hands-free-neck-holder-phone-mount-for-smartphones-pink-neckhldr-pnk/product_24368337?)*

* cited by examiner

Primary Examiner — Catherine R Oliver-Garcia
(74) *Attorney, Agent, or Firm* — Sanchelima &
Associates, P.A.; Christian Sanchelima; Alexander
Rodriguez

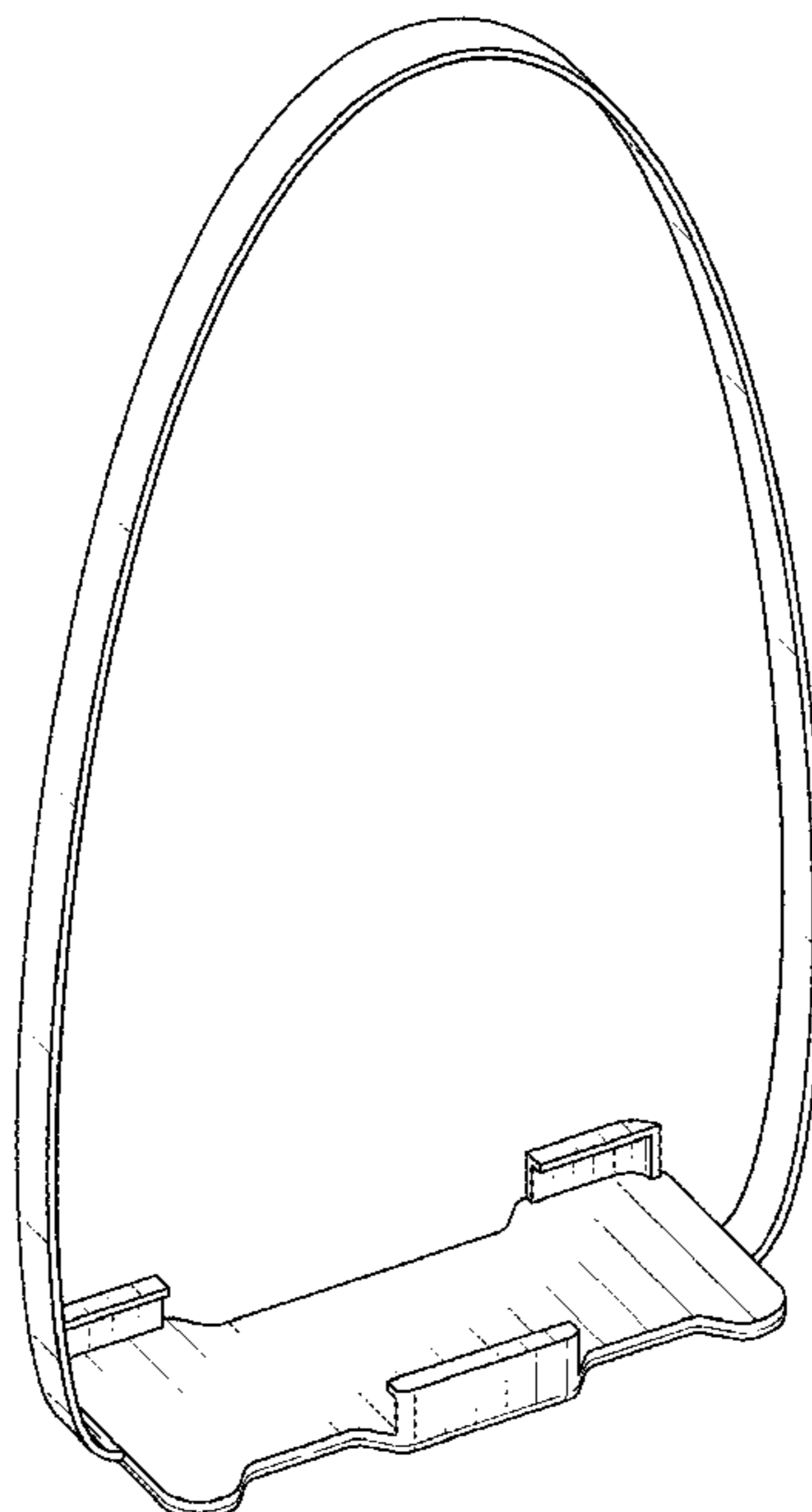
(57) **CLAIM**

The ornamental design for a neck worn phone holder, as
shown and described.

DESCRIPTION

FIG. 1 is an isometric operational view of a neck worn phone
holder showing my new design;
FIG. 2 is an isometric view thereof;
FIG. 3 is a front elevational view thereof;
FIG. 4 is a rear elevational view thereof;
FIG. 5 is a left side elevational view thereof;
FIG. 6 is a right elevational view thereof;
FIG. 7 is a top plan view thereof; and,
FIG. 8 is a bottom plan view thereof showing my design.
No claim is made to the user and cell phone shown in broken
lines, they are shown for illustration purposes only.

1 Claim, 6 Drawing Sheets



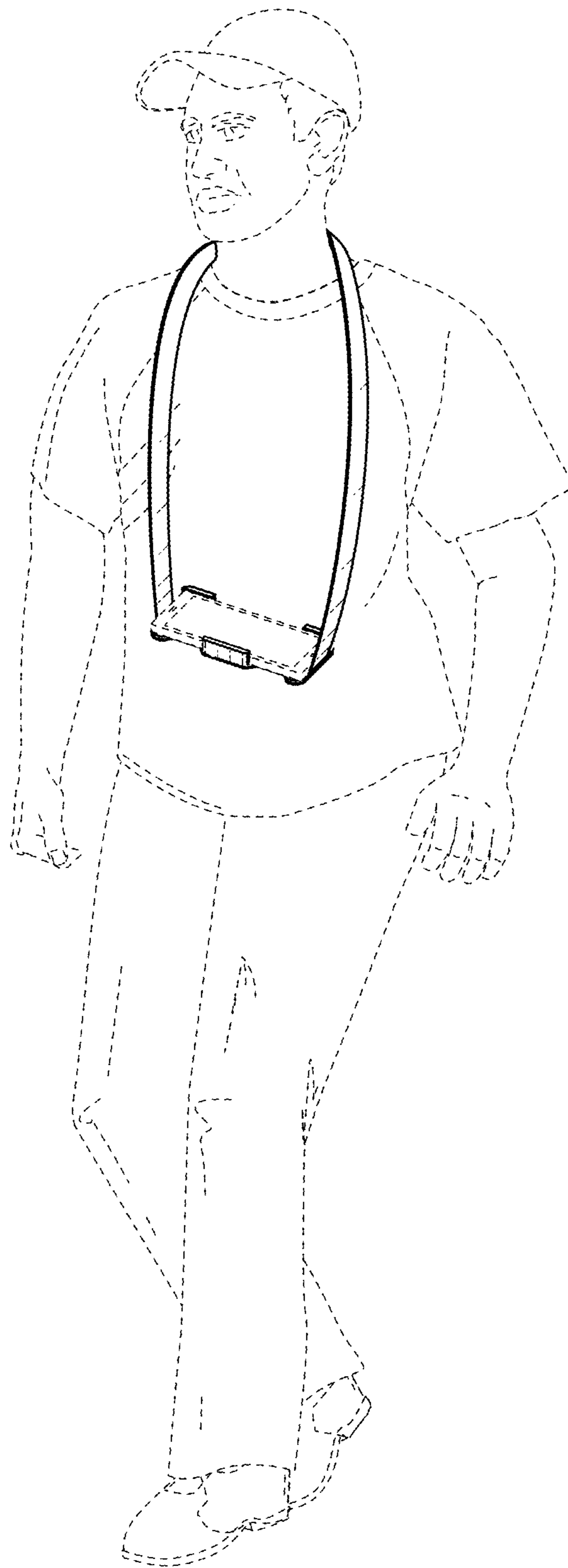


FIG. 1

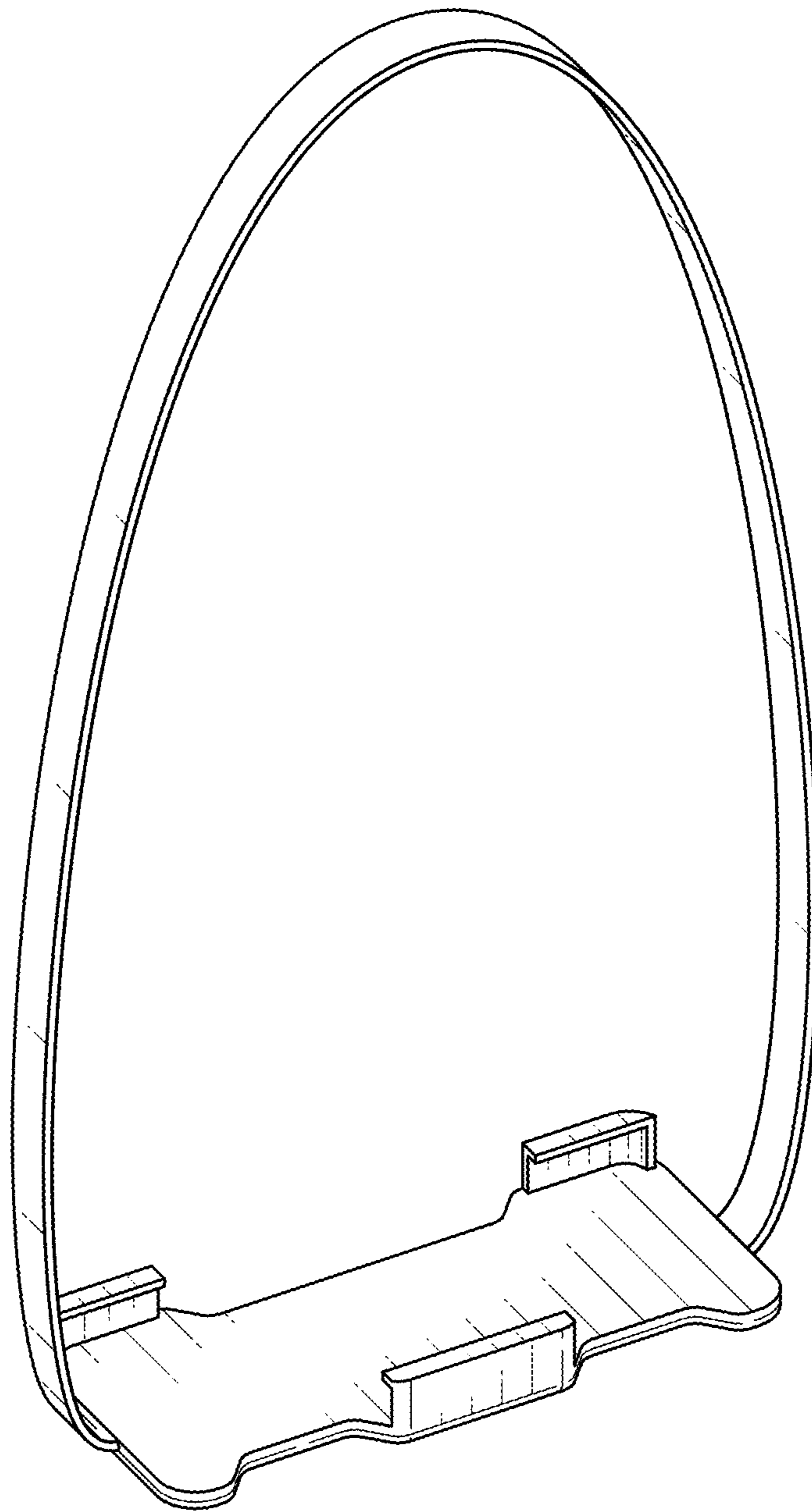


FIG. 2

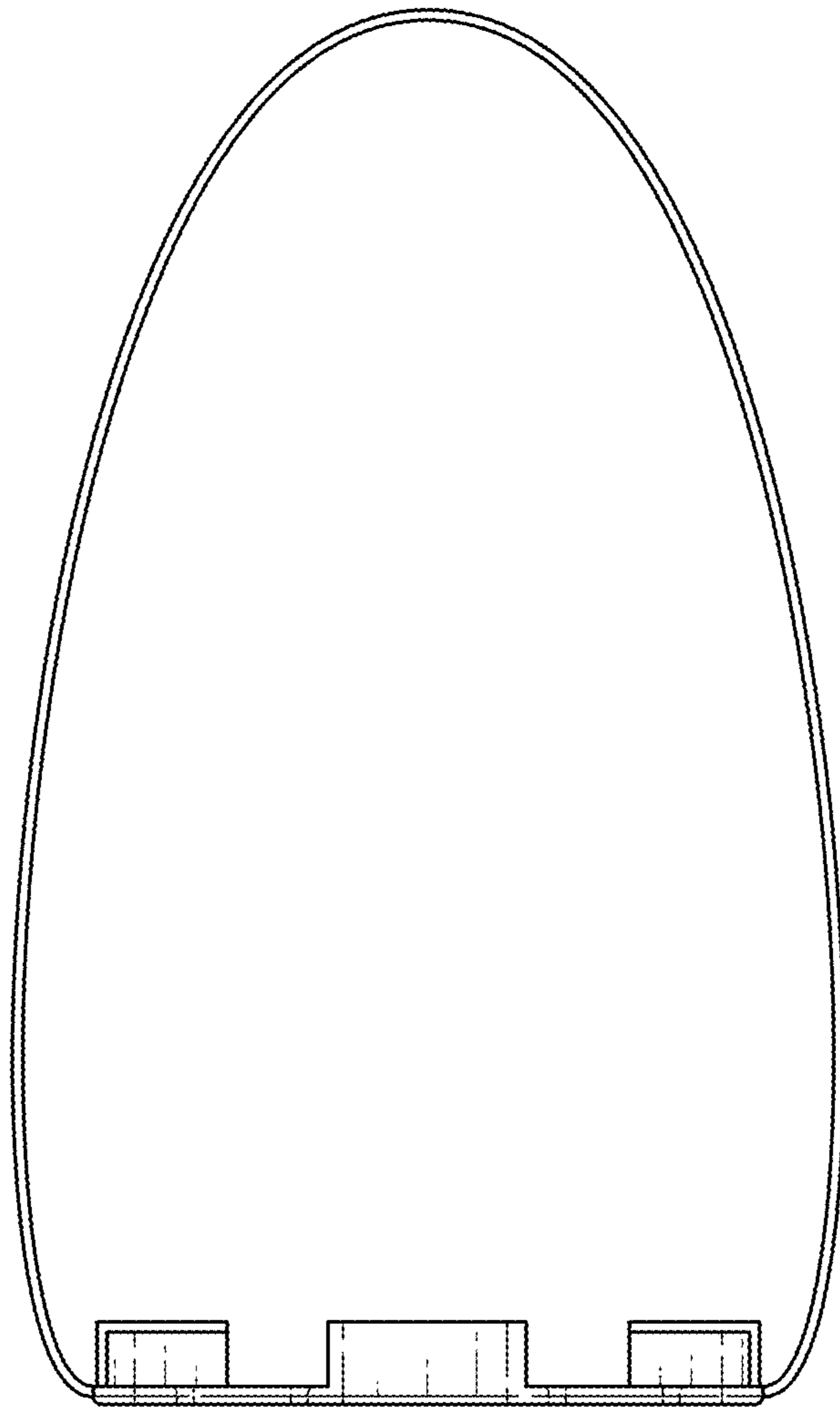


FIG. 3

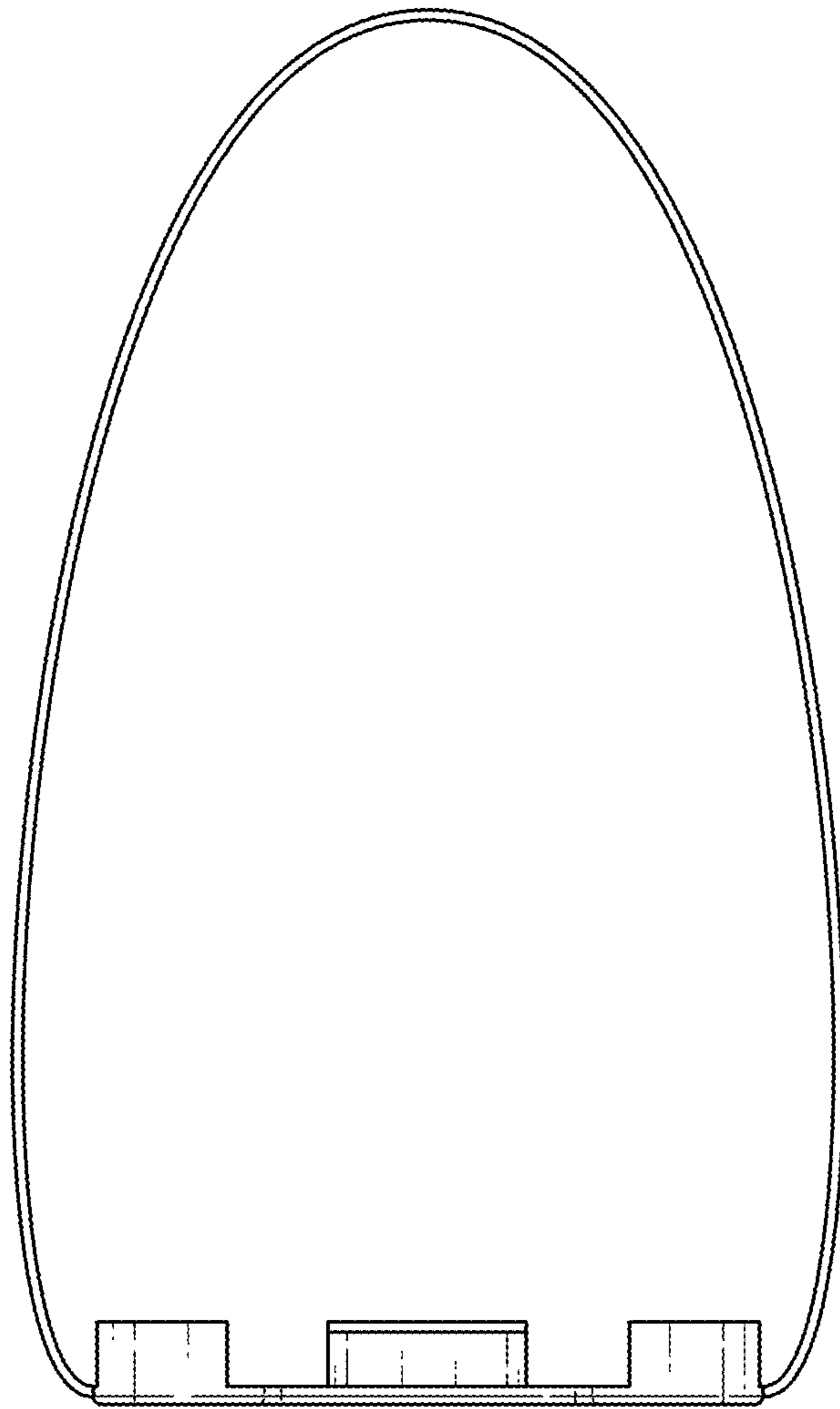


FIG. 4

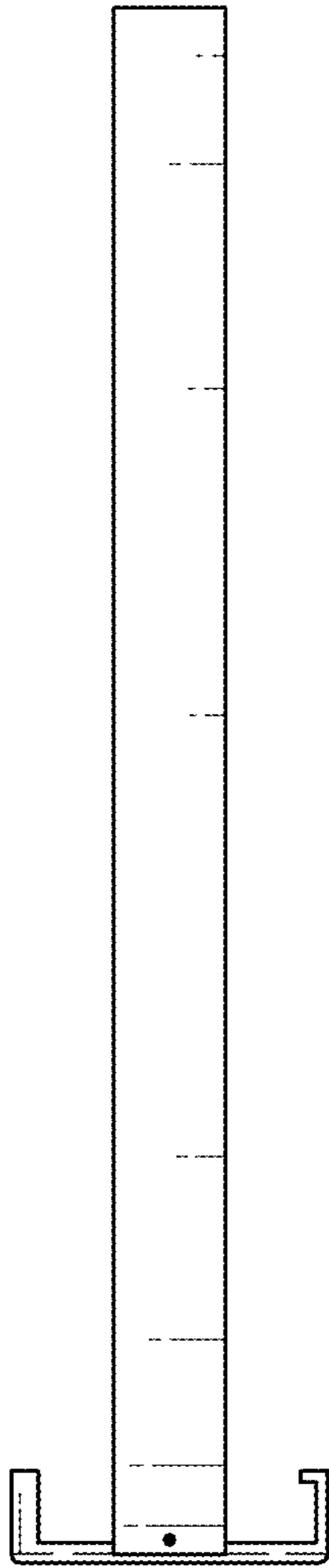


FIG. 5

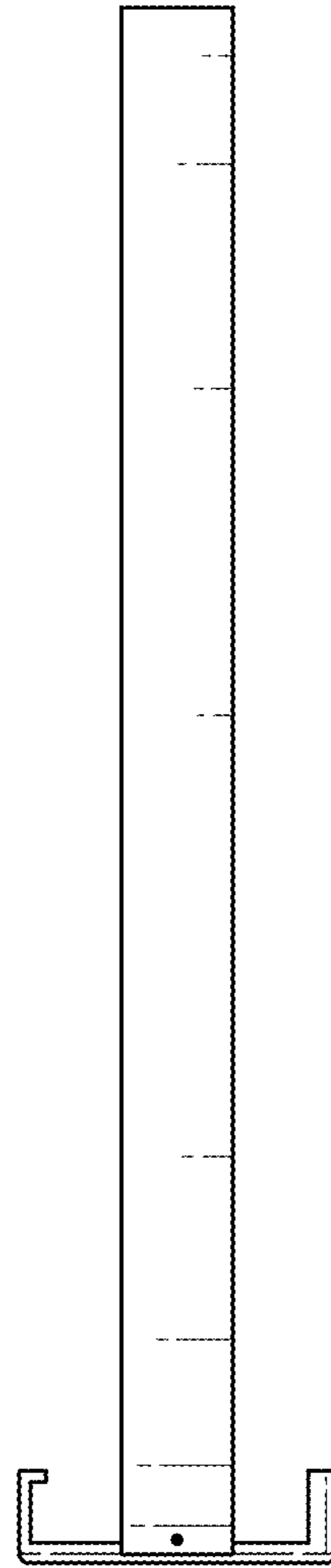


FIG. 6

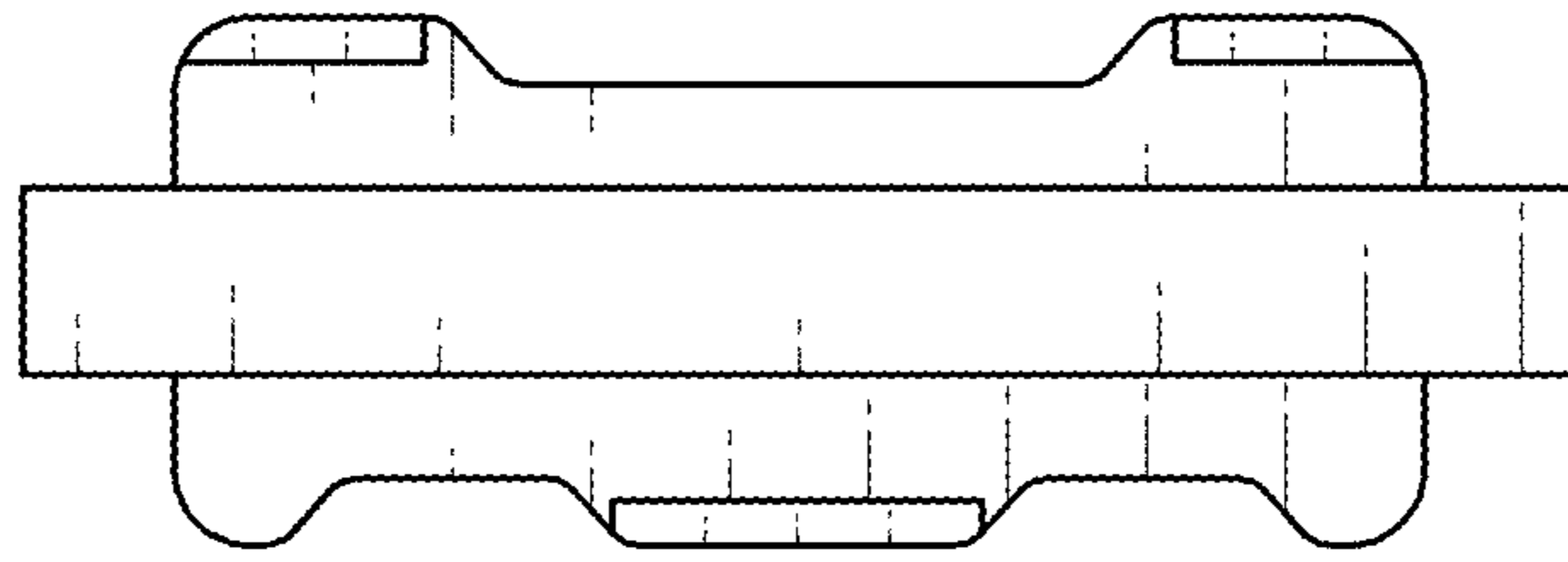


FIG. 7

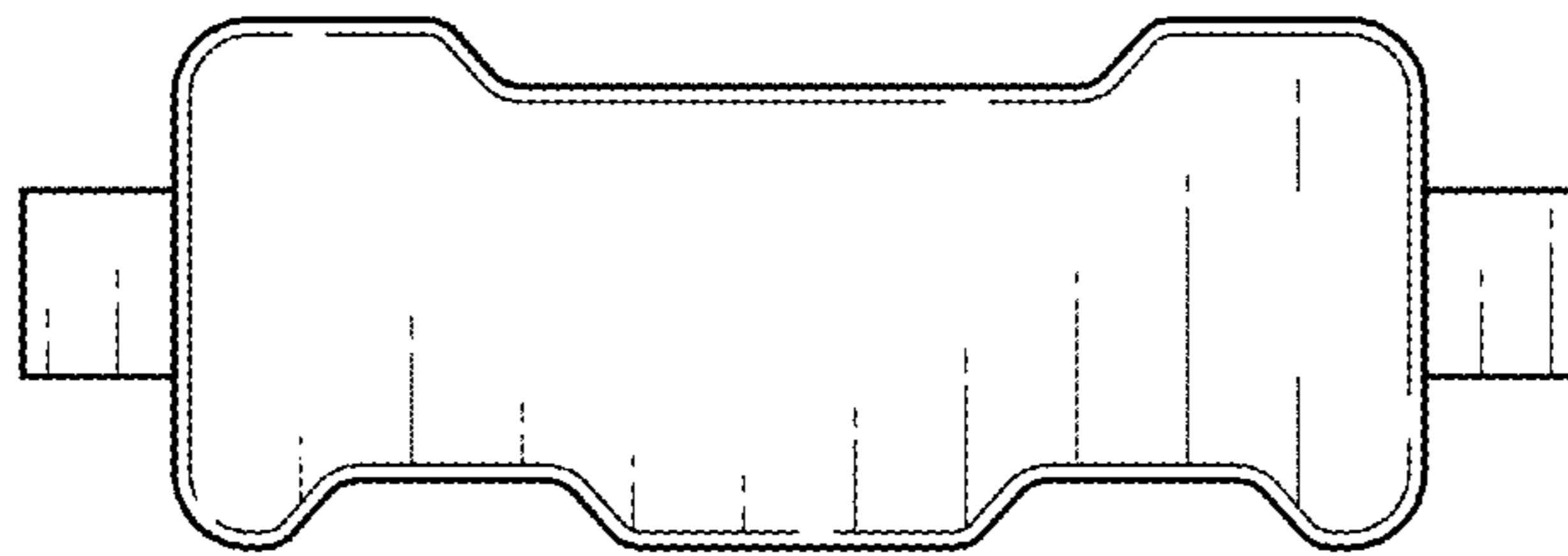


FIG. 8