

US00D919228S

(12) **United States Design Patent**
Qiu

(10) **Patent No.:** **US D919,228 S**

(45) **Date of Patent:** **** May 18, 2021**

(54) **PET SNACK**

(71) Applicant: **JIANGSU ZHONGHENG PET ARTICLES JOINT-STOCK CO., LTD.**, Yancheng (CN)

(72) Inventor: **Bin Qiu**, Yancheng (CN)

(73) Assignee: **JIANGSU ZHONGHENG PET ARTICLES JOINT-STOCK CO., LTD.**, Yancheng (CN)

(**) Term: **15 Years**

(21) Appl. No.: **29/731,542**

(22) Filed: **Apr. 16, 2020**

(51) **LOC (13) Cl.** **01-01**

(52) **U.S. Cl.**
USPC **D1/199; D1/112**

(58) **Field of Classification Search**
USPC D1/100–130, 199; 426/5, 76, 87, 92, 94, 426/95, 99, 101, 103, 104, 108, 134, 426/138–139, 143, 144, 279, 282, 283, 426/391, 514, 549, 559, 560, 660, 808; D24/130; D6/597, 598, 601; D21/488–490, 493, 680; D23/366, 386, D23/415; 239/44; D8/83; D30/160
CPC . A23G 3/50; A23G 3/54; A23G 9/282; A23G 3/28; A23J 3/26; A23L 1/0067
See application file for complete search history.

(56) **References Cited**

U.S. PATENT DOCUMENTS

D186,937 S * 12/1959 Tanzi D1/125
D204,928 S * 5/1966 McComb D1/199

D207,167 S * 3/1967 Fisher D30/160
D214,631 S * 7/1969 Schulein D30/160
4,136,203 A * 1/1979 Murphy B65B 25/065
206/523
D272,009 S * 1/1984 Zonnenberg D1/199
D357,770 S * 4/1995 Rodriguez D30/160
D505,533 S * 5/2005 Jia D1/125
D856,611 S * 8/2019 Pinto D30/160
D857,309 S * 8/2019 Axelrod D30/160
D884,294 S * 5/2020 Gick D30/160
2017/0273336 A1 * 9/2017 Weinberg A23K 10/00
2019/0045814 A1 * 2/2019 Stewart A23K 20/158

* cited by examiner

Primary Examiner — Katie Jane Stofko

(74) *Attorney, Agent, or Firm* — Bayramoglu Law Offices LLC

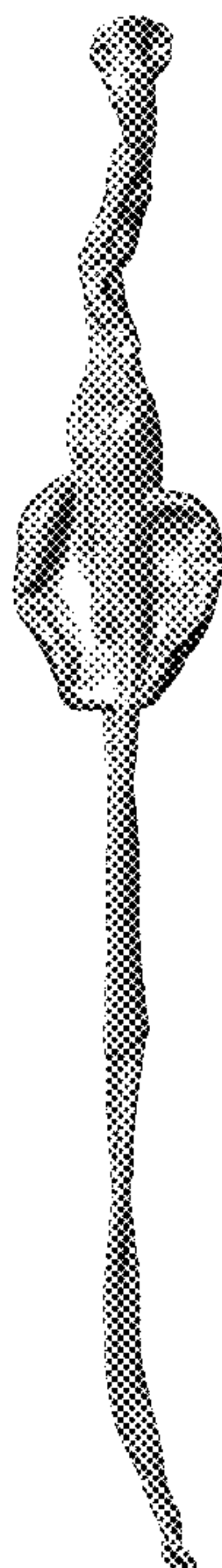
(57) **CLAIM**

The ornamental design for a pet snack, as shown and described.

DESCRIPTION

FIG. 1 is a front view of a pet snack showing my new design; FIG. 2 is a rear view thereof; FIG. 3 is a left view thereof; FIG. 4 is a right view thereof; FIG. 5 is a top view thereof; FIG. 6 is a bottom view thereof; FIG. 7 is a rear, top and left perspective view thereof; FIG. 8 is a front, top and right perspective view thereof; FIG. 9 is a front, bottom and right perspective view thereof; and, FIG. 10 is a rear, bottom and left perspective view thereof.

1 Claim, 7 Drawing Sheets



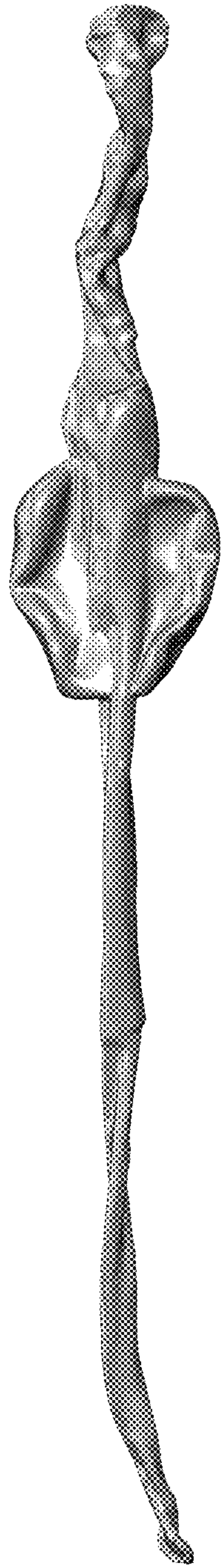


FIG. 1

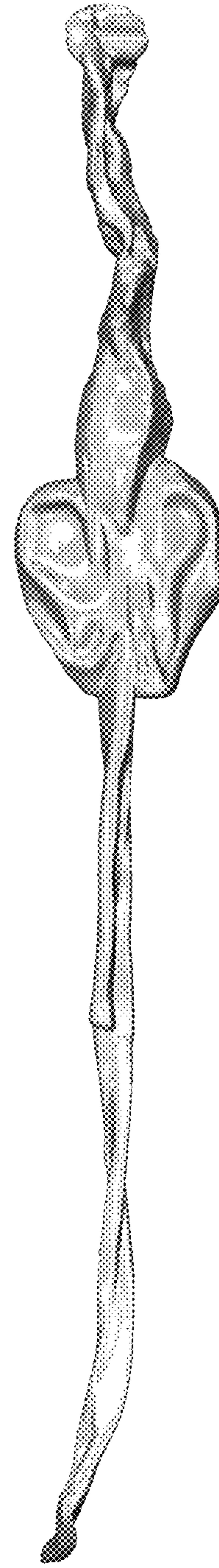


FIG. 2

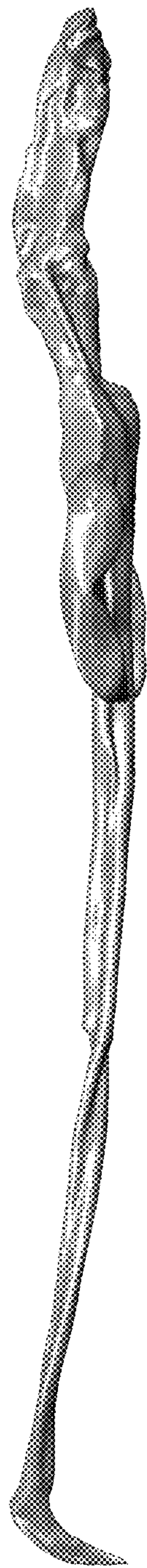


FIG. 3




FIG. 4




FIG. 5




FIG. 6

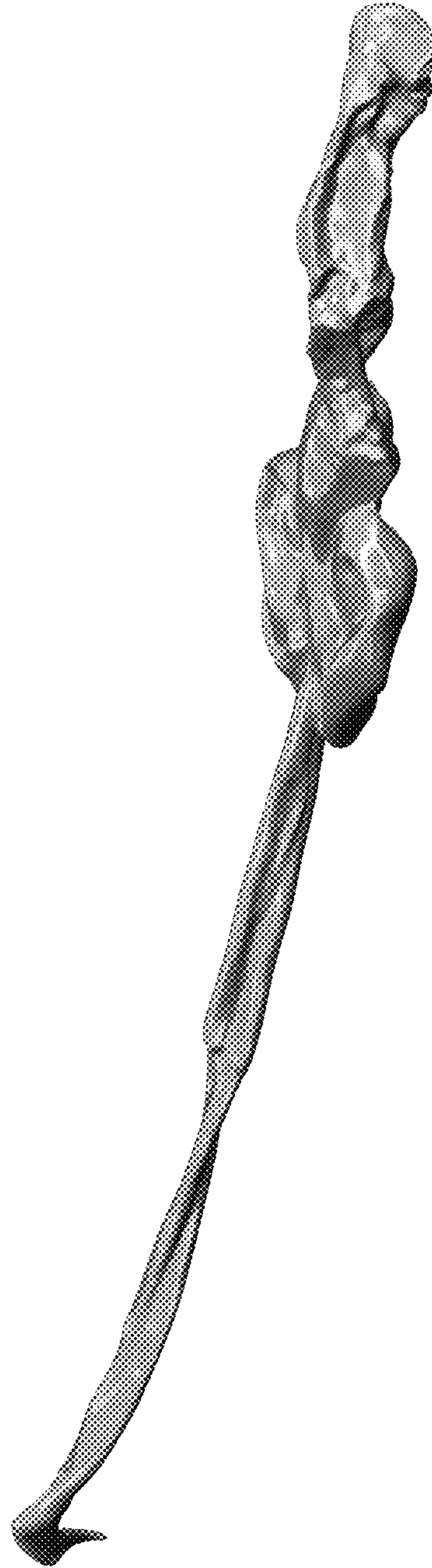


FIG. 7

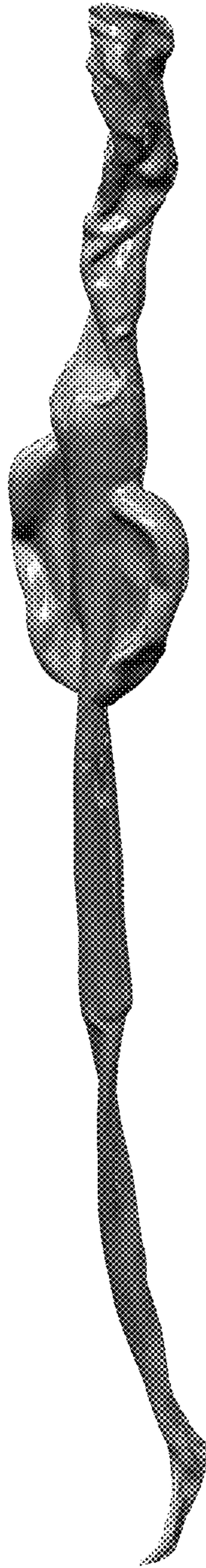


FIG. 8

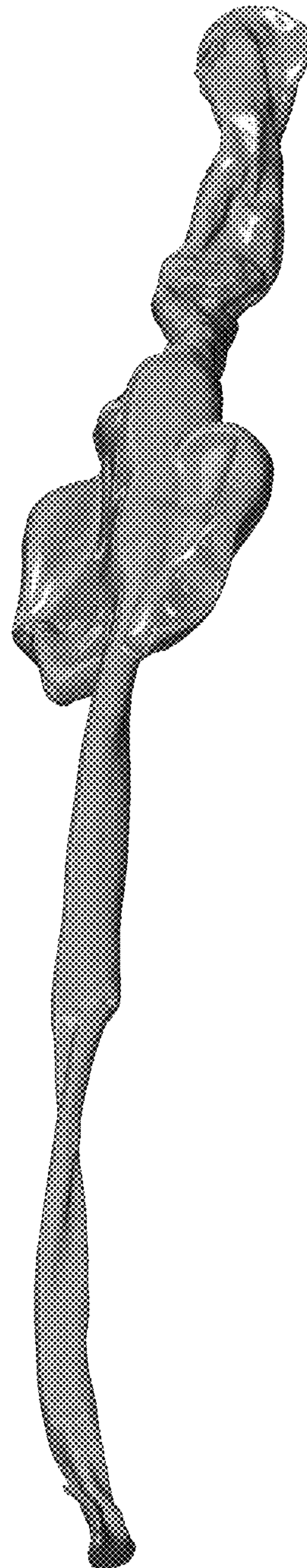


FIG. 9

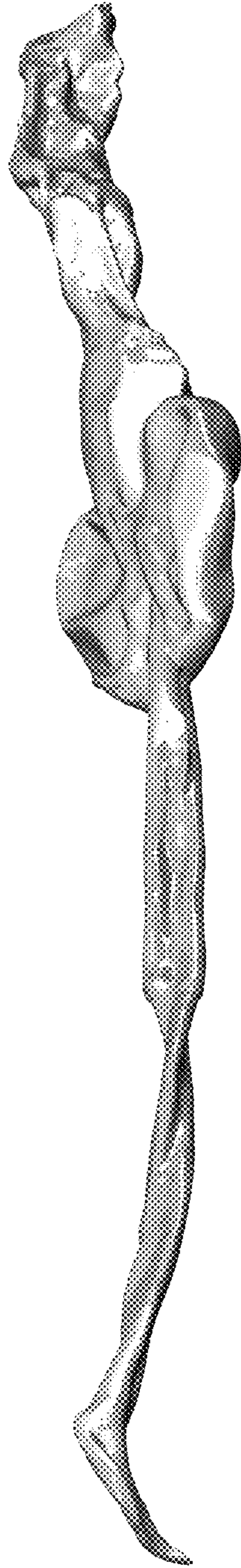


FIG. 10