



US00D919214S

(12) **United States Design Patent**  
**Lin et al.**

(10) **Patent No.:** **US D919,214 S**

(45) **Date of Patent:** **\*\* May 11, 2021**

(54) **SQUEEZE WATER MOP BUCKET**

(71) Applicants: **Dandan Lin**, Ningbo (CN); **Hui Mao**, Ningbo (CN)

(72) Inventors: **Dandan Lin**, Ningbo (CN); **Hui Mao**, Ningbo (CN)

(\*\*) Term: **15 Years**

(21) Appl. No.: **29/751,478**

(22) Filed: **Sep. 22, 2020**

(51) **LOC (13) Cl.** ..... **07-05**

(52) **U.S. Cl.**  
USPC ..... **D32/53**

(58) **Field of Classification Search**  
USPC .... D32/53, 53.1, 54; D3/304, 305, 315–316  
CPC ..... A47L 13/59; A47L 13/58; A47L 13/12;  
A47J 47/18; B44D 3/128; B44D 3/12;  
B44D 3/126; B65D 35/22; B65D 25/14  
See application file for complete search history.

(56) **References Cited**

**U.S. PATENT DOCUMENTS**

1,722,130	A *	7/1929	Finstad	.....	A47L 13/58 15/263
D255,976	S *	7/1980	Maza	.....	D32/54
D362,941	S *	10/1995	Delmerico	.....	D32/53
5,983,441	A *	11/1999	Williams	.....	A47L 13/58 15/260
6,065,175	A *	5/2000	Tejerina	.....	A47L 13/12 15/116.1
6,389,638	B1 *	5/2002	Dickinson	.....	A47L 13/59 15/261
6,671,923	B2 *	1/2004	Gromnicki	.....	A47L 13/59 15/261
D499,223	S *	11/2004	Libman	.....	D32/53
D518,262	S *	3/2006	Jurgens	.....	D32/53
D525,404	S *	7/2006	Petner	.....	D32/53
7,318,247	B2 *	1/2008	Libman	.....	A47J 47/18 15/260
D578,263	S *	10/2008	Pho	.....	D32/53

D641,116	S *	7/2011	Jones	.....	D32/53
D643,982	S *	8/2011	Franklin	.....	D32/53
D645,628	S *	9/2011	Tseng	.....	D32/53
D693,080	S *	11/2013	Shao	.....	D32/53
D698,512	S	1/2014	Howard		
D723,757	S *	3/2015	Lentine	.....	D32/53
D723,758	S *	3/2015	Lentine	.....	D32/53
D727,580	S *	4/2015	Lentine	.....	D32/53
D728,882	S *	5/2015	Tsai	.....	A47L 13/59 D32/53
D741,561	S *	10/2015	Zeng	.....	D32/53
D748,880	S *	2/2016	Lentine	.....	D32/53

(Continued)

*Primary Examiner* — Michelle E. Wilson

(57) **CLAIM**

The ornamental design for a squeeze water mop bucket, as shown and described.

**DESCRIPTION**

FIG. 1 is a front and top perspective view of a squeeze water mop bucket, showing our new design; FIG. 2 is a rear and bottom perspective view thereof; FIG. 3 is a front elevational view thereof; FIG. 4 is a rear elevational view thereof; FIG. 5 is a left side elevational view thereof; FIG. 6 is a right side elevational view thereof; FIG. 7 is a top plan view thereof; FIG. 8 is a bottom plan view thereof; FIG. 9 is a perspective view thereof, showing a mop connected with the squeeze water mop bucket; and, FIG. 10 is an enlarged view of a portion labeled, 'FIG. 10' in FIG. 1.

The dash dot dash lines in FIGS. 1 and 10 are for the purpose of depicting the cut line of the enlarged view and form no part of the claim. The dashed broken lines in the figures illustrate portions of the article that form no part of the claimed design.

**1 Claim, 10 Drawing Sheets**

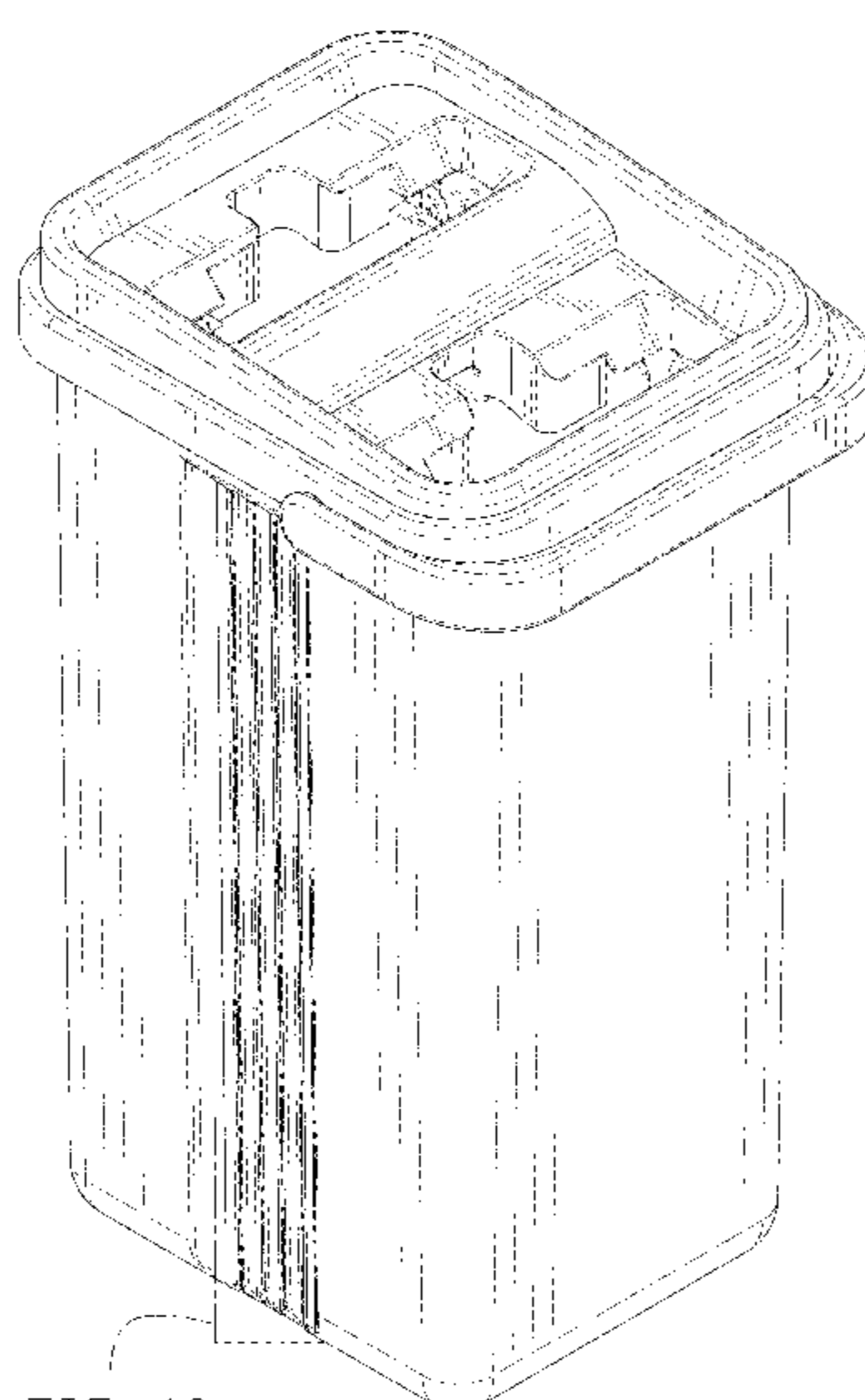


FIG. 10

(56)

**References Cited**

U.S. PATENT DOCUMENTS

D756,582 S *	5/2016	Libman .....	D32/53
D789,638 S *	6/2017	Rueckheim .....	D32/53
D804,125 S *	11/2017	Rueckheim .....	D32/53
D818,235 S *	5/2018	Luedke .....	D32/53

\* cited by examiner

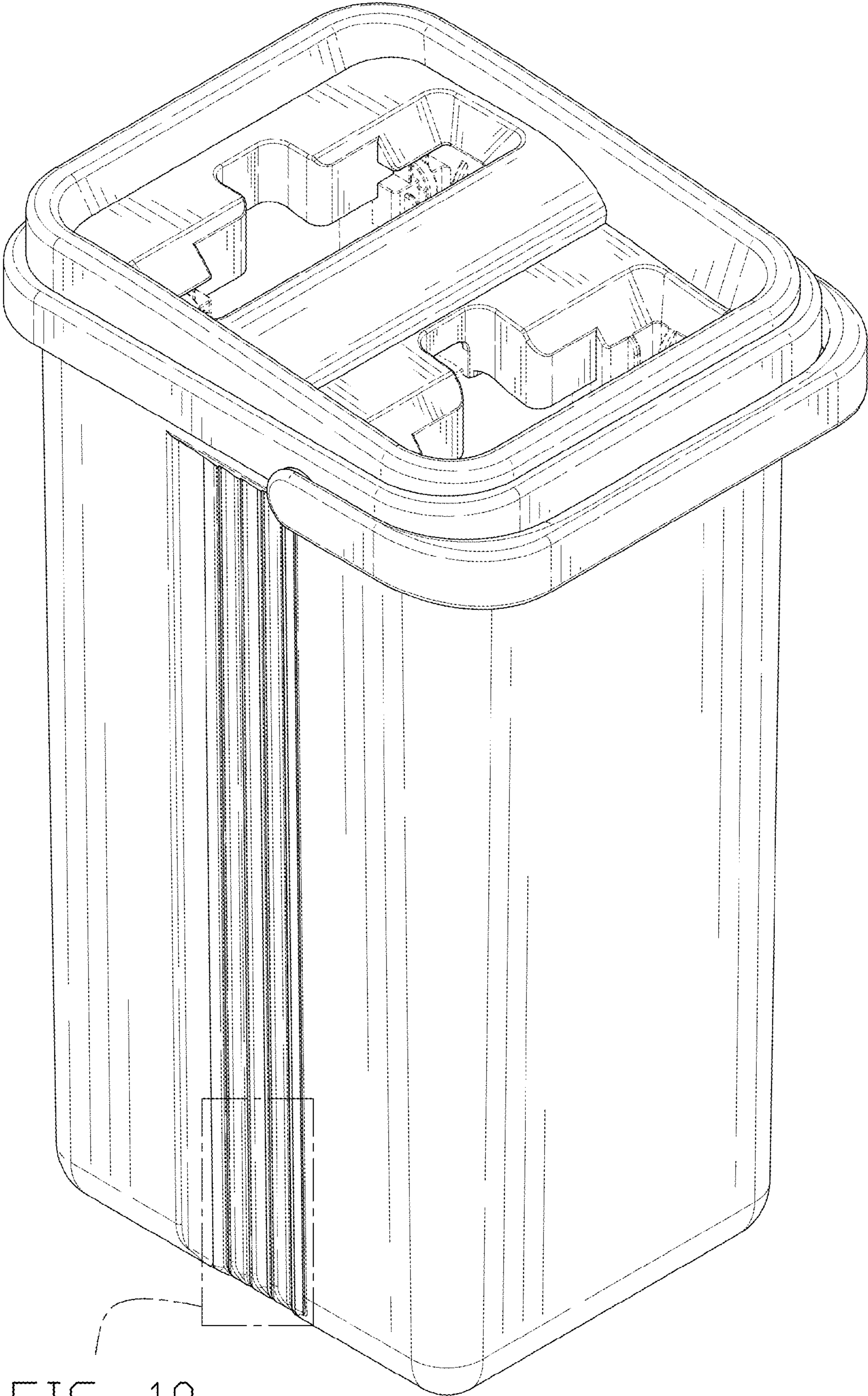


FIG. 10

FIG. 1

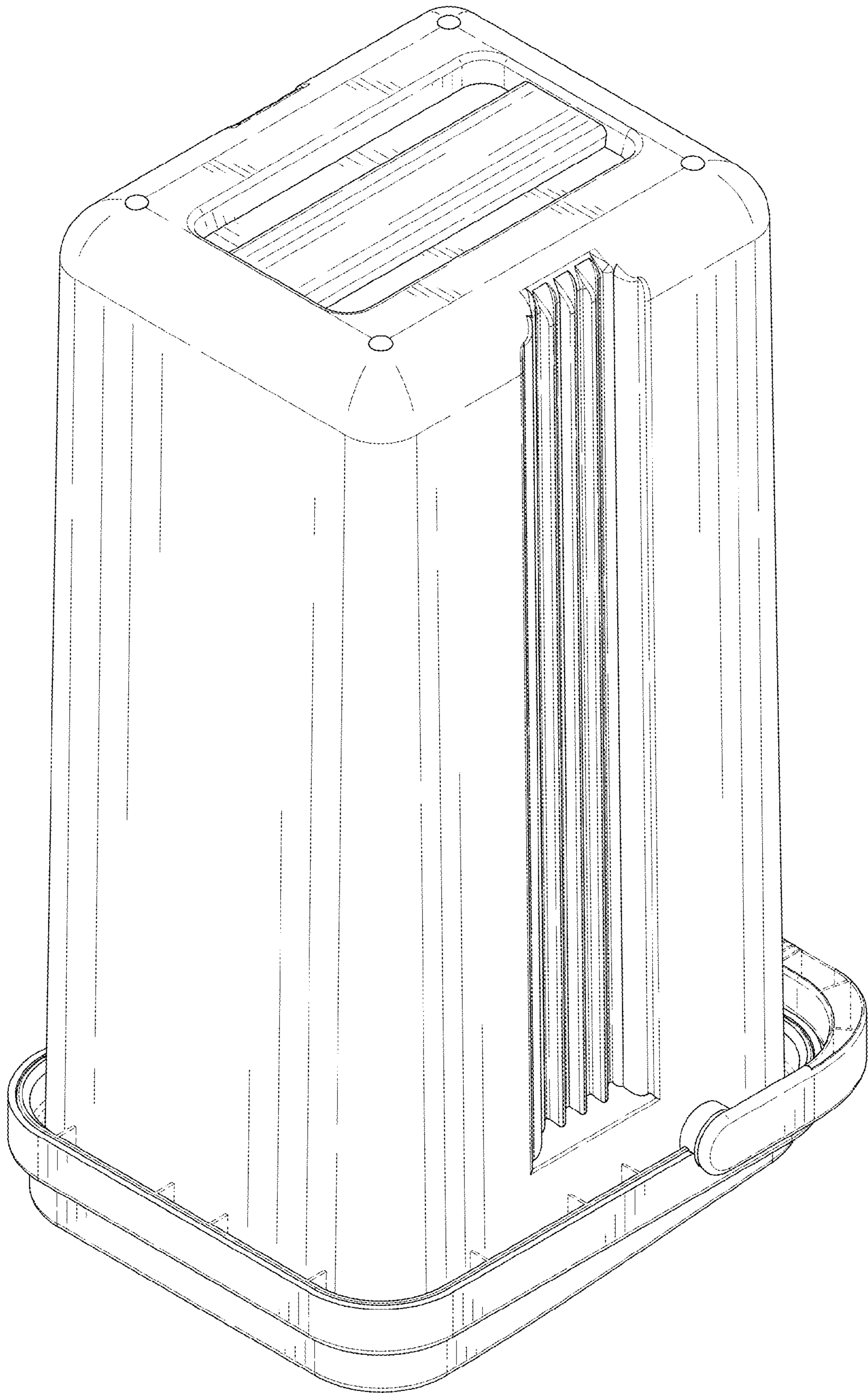


FIG. 2




FIG. 3




FIG. 4




FIG. 5




FIG. 6



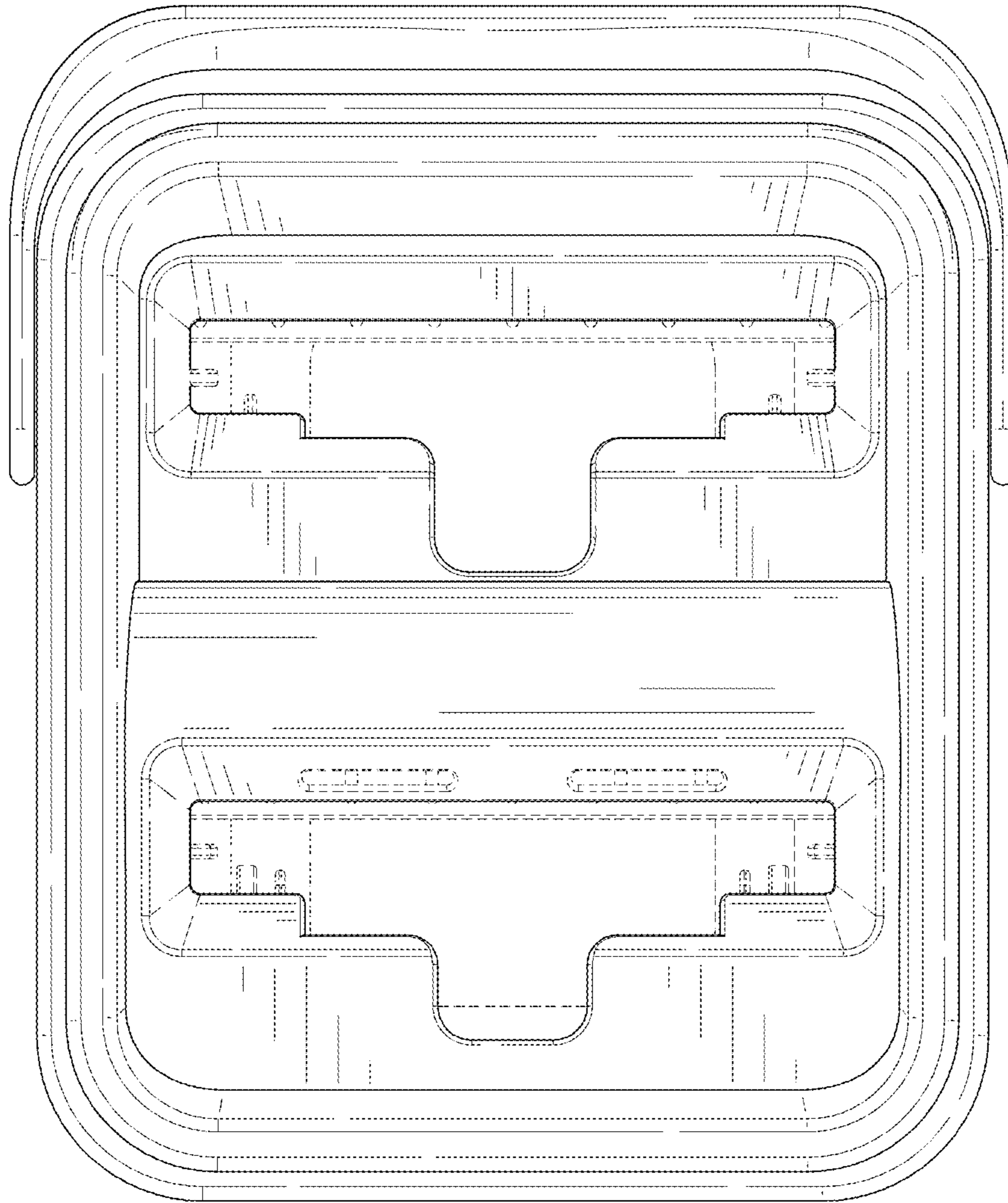


FIG. 7

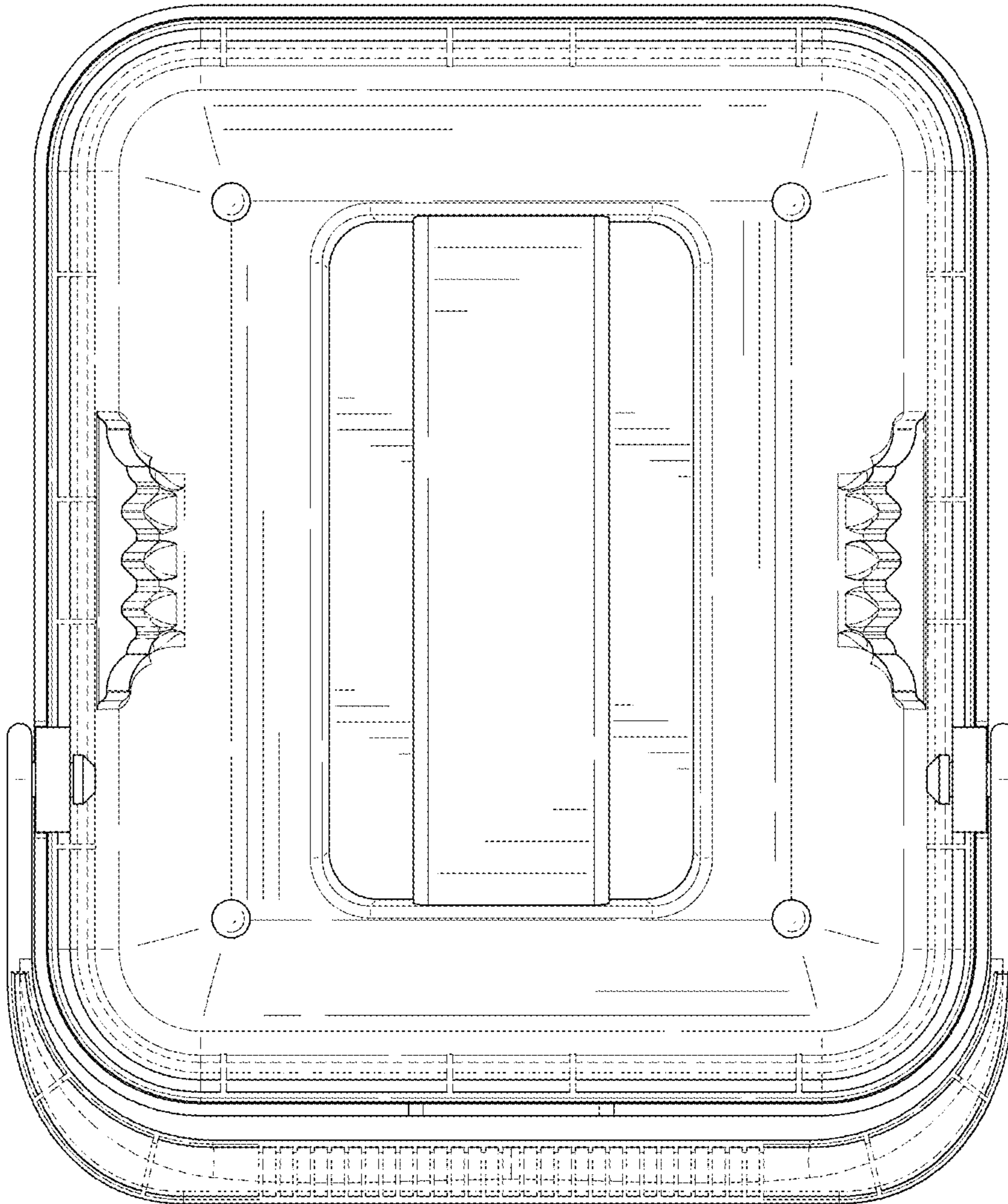


FIG. 8

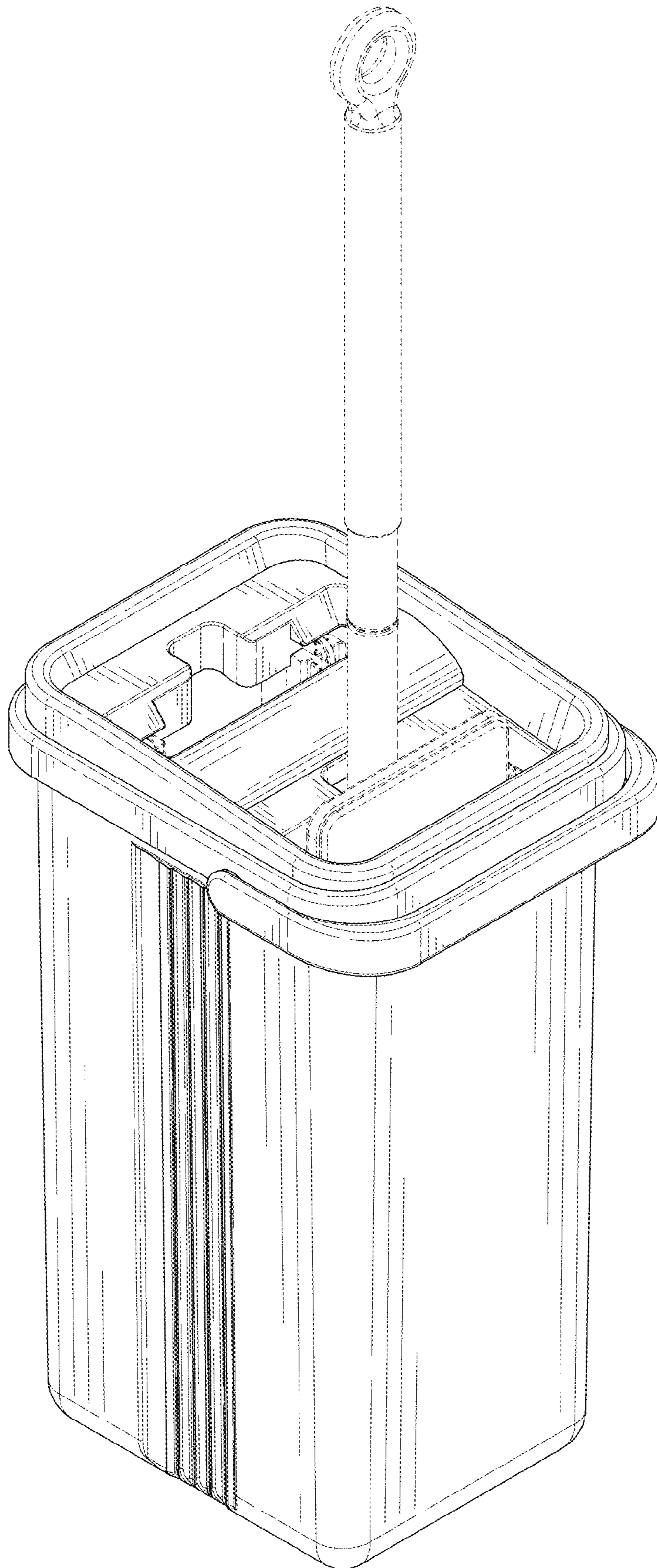


FIG. 9




FIG. 10