



US00D919212S

(12) **United States Design Patent** (10) **Patent No.:** **US D919,212 S**
Li (45) **Date of Patent:** **** May 11, 2021**

(54) **SILICONE MAKEUP BRUSH CLEANING MAT**
(71) Applicant: **Shenzhen Haolicheng Technology Co., Ltd., Shenzhen (CN)**
(72) Inventor: **Ke Li, Shenzhen (CN)**
(**) Term: **15 Years**
(21) Appl. No.: **29/745,956**
(22) Filed: **Aug. 11, 2020**
(51) **LOC (13) Cl.** **15-05**
(52) **U.S. Cl.**
USPC **D32/35**
(58) **Field of Classification Search**
USPC D32/1, 15, 21, 23, 31, 33, 35, 46-48;
D4/199; D28/9, 21-23, 28-31, 63
CPC B08B 11/02; A46B 17/06; A46B 13/04;
A45D 24/46; A45D 44/18; A47K 1/09;
C11D 13/16
See application file for complete search history.

4,823,424 A * 4/1989 Allen A46B 17/06
134/182
4,912,797 A * 4/1990 Brackett A46B 13/04
15/38
5,213,121 A * 5/1993 O'Brien A46B 17/06
134/161
5,701,626 A * 12/1997 Zara A46B 17/06
15/38
D406,416 S * 3/1999 Chan D32/1
D458,720 S * 6/2002 Brackett D32/35
D459,036 S * 6/2002 Bredo D32/1
D477,442 S * 7/2003 Christianson D32/1
D516,257 S * 2/2006 Brackett D32/1
(Continued)

(56) **References Cited**

U.S. PATENT DOCUMENTS

1,542,025 A * 6/1925 Ballman A46B 17/06
15/38
2,082,991 A * 6/1937 Turco A45D 24/46
15/39
2,354,898 A * 8/1944 Wiksten A46B 17/06
15/3
3,946,877 A * 3/1976 Galicia A47K 1/09
211/65
4,403,364 A * 9/1983 Schroeder A46B 17/06
15/38
D275,040 S * 8/1984 Holloway D28/76
4,759,384 A * 7/1988 Kliewer A46B 17/06
134/140
4,806,770 A * 2/1989 Hylton A47K 1/09
250/455.11

OTHER PUBLICATIONS

<https://www.amazon.com/Cleaning-Silicone-Portable-Cleaner-Cute-Green/dp/B08C7D12FF?th=1> (Date: Dec. 27, 2019).*
(Continued)

Primary Examiner — Michelle E. Wilson
(74) *Attorney, Agent, or Firm* — Rumit Ranjit Kanakia


(57) **CLAIM**

I claim the ornamental design for a silicone makeup brush cleaning mat, as shown and described.

DESCRIPTION

FIG. 1 is a Perspective view of a silicone makeup brush cleaning mat showing my new design;
FIG. 2 is a Front view thereof;
FIG. 3 is a Back view thereof;
FIG. 4 is a Right-side view thereof;
FIG. 5 is a Left-side view thereof;
FIG. 6 is a Top view thereof; and,
FIG. 7 is a Bottom view thereof.
The broken lines are for the purpose of illustrating portions of the article that form no part of the claim.

1 Claim, 5 Drawing Sheets



(56)

References Cited

U.S. PATENT DOCUMENTS

7,213,603 B2 * 5/2007 Pinsky A45D 44/18
 132/310
 7,296,319 B2 * 11/2007 Brackett A45D 24/46
 15/21.1
 D569,578 S * 5/2008 Yan D2/614
 7,513,006 B2 * 4/2009 Brackett A45D 24/46
 15/21.1
 D593,262 S * 5/2009 Gong D24/217
 7,594,291 B1 * 9/2009 Carmen A46B 17/06
 15/21.1
 D651,408 S * 1/2012 Farkas D4/116
 D685,560 S * 7/2013 Lee D32/57
 D746,010 S 12/2015 Xavier et al.
 D747,835 S * 1/2016 Barnard D32/1
 D779,137 S * 2/2017 Taylor D32/1
 D782,138 S * 3/2017 Xavier D32/35
 D789,611 S * 6/2017 Filho D28/73
 D802,237 S * 11/2017 Huang D32/35

D814,805 S 4/2018 Hwang
 D824,620 S * 7/2018 Xavier D32/35
 D830,025 S 10/2018 Huang
 D839,522 S 1/2019 Lee
 D846,802 S * 4/2019 Nicoline D28/9
 10,349,734 B2 * 7/2019 Xavier A46B 17/06
 D857,323 S * 8/2019 Sonnichsen D32/57
 D871,002 S * 12/2019 Corona D32/35
 2004/0181887 A1 * 9/2004 Smith A46B 17/06
 15/38
 2014/0096801 A1 * 4/2014 McCormick B08B 11/02
 134/115 R
 2016/0053208 A1 * 2/2016 Bartelt-Kelly C11D 13/16
 510/109

OTHER PUBLICATIONS

https://www.amazon.com/dp/B08C7D12FF?ref=myi_title_dp&th=1; Dec. 20, 2019.

* cited by examiner




FIG. 1

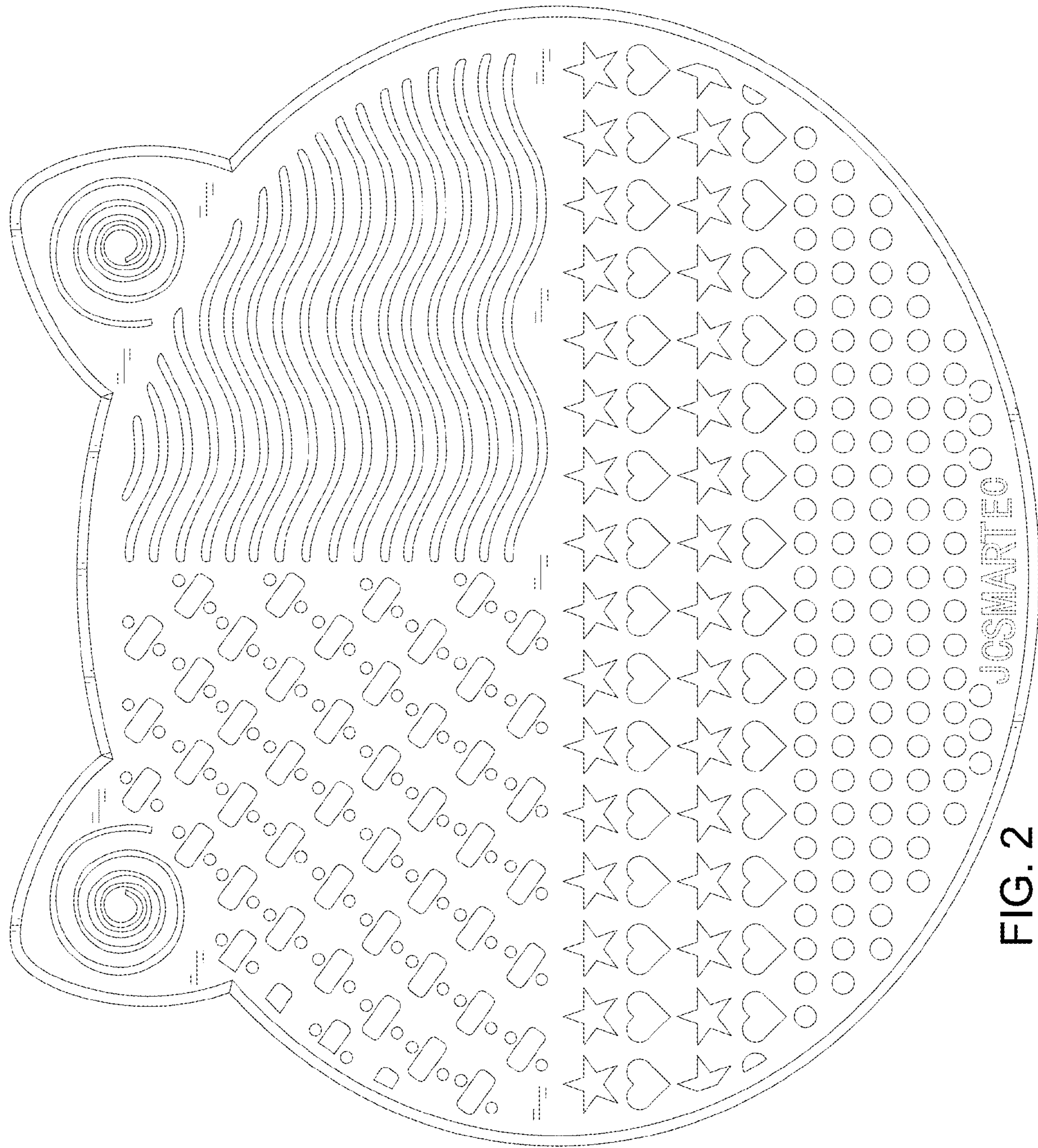


FIG. 2

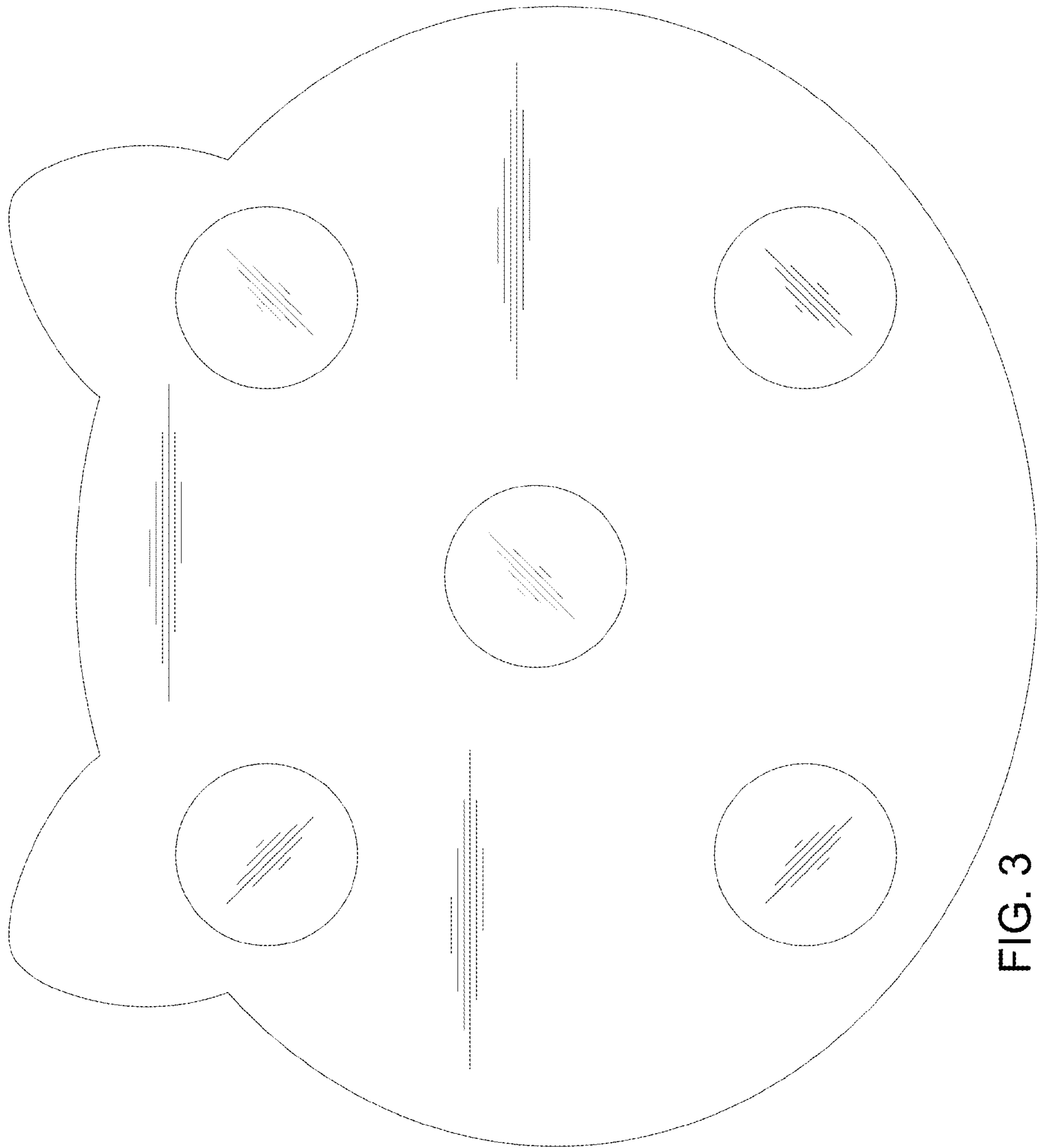


FIG. 3

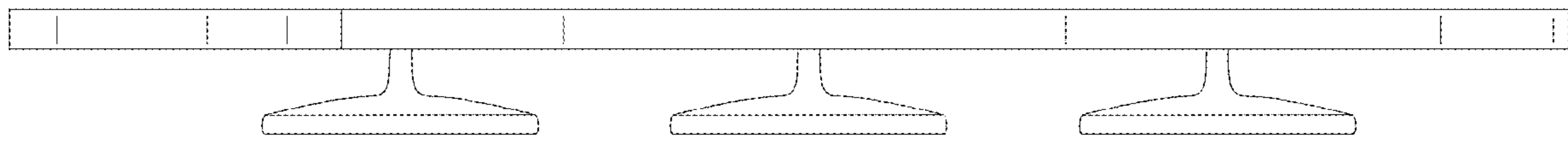


FIG. 5

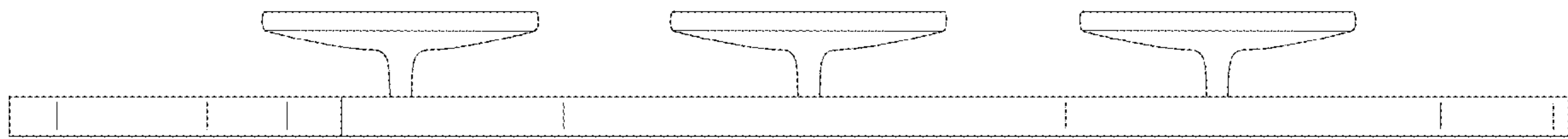


FIG. 4

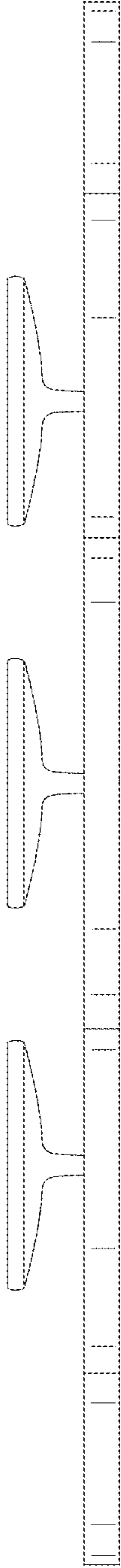


FIG. 6

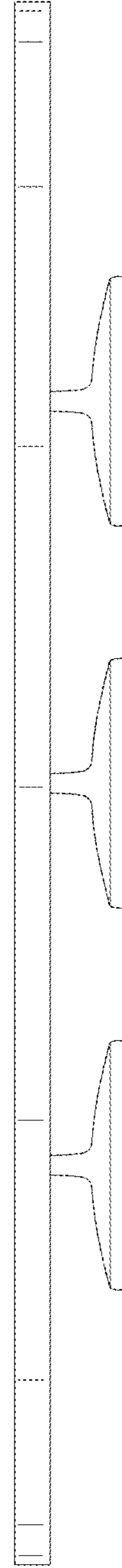


FIG. 7