



US00D919198S

(12) **United States Design Patent** (10) **Patent No.:** **US D919,198 S**
Katopis (45) **Date of Patent:** **** May 11, 2021**

(54) **PET BRUSH**

(71) Applicant: **Dorothy Katopis**, Hollis Hills, NY (US)

(72) Inventor: **Chris J. Katopis**, Washington, DC (US)

(73) Assignee: **Dorothy Katopis**, Hollis Hills, NY (US)

(**) Term: **15 Years**

(21) Appl. No.: **29/693,160**

(22) Filed: **May 31, 2019**

(51) **LOC (13) Cl.** **30-99**

(52) **U.S. Cl.**
USPC **D30/159; D30/158**

(58) **Field of Classification Search**
USPC D30/158, 159, 160, 199; 119/629, 600, 119/625; 132/119
See application file for complete search history.

D377,246 S	1/1997	Clenney	
D408,945 S	4/1999	Sgariboldi	
D426,073 S	6/2000	Leon	
D457,989 S *	5/2002	O'Rourke D30/158
D465,621 S	11/2002	Dunn	
D482,393 S	11/2003	Hui	
D486,056 S	2/2004	Kelleghan	
D506,961 S	7/2005	Welser	
D511,463 S *	11/2005	Wolters D9/611
D512,645 S *	12/2005	Wolters D9/611
D521,248 S *	5/2006	Huller D4/125
D521,792 S	5/2006	Keller	
D526,121 S	8/2006	Nip	
D542,072 S	5/2007	Moshopoulos	
D548,609 S	8/2007	Considine et al.	

(Continued)

Primary Examiner — Michael C Stout

Assistant Examiner — Katrina N Gonzalez

(74) *Attorney, Agent, or Firm* — Cambridge Technology Law; Maura K. Moran

(57) **CLAIM**

The ornamental design for a pet brush, as shown and described.

(56) **References Cited**

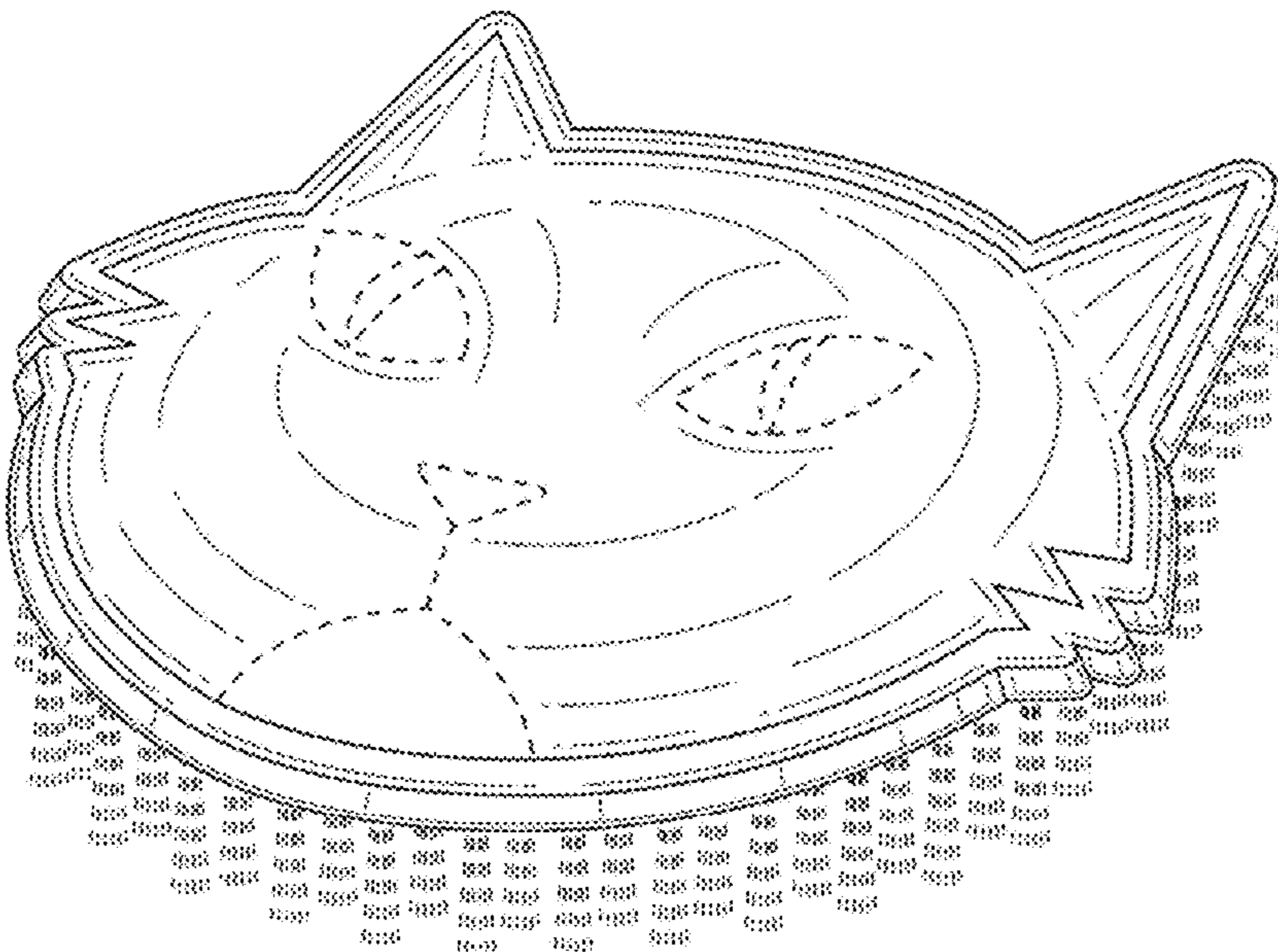
U.S. PATENT DOCUMENTS

D276,640 S	12/1984	Paczko	
D286,663 S	11/1986	Weinberg	
D298,690 S	11/1988	Sass	
D308,557 S	6/1990	Reese	
D317,487 S	6/1991	Tsukada	
D329,524 S	9/1992	Bonilla	
D330,051 S	10/1992	Revell	
D348,172 S	6/1994	Keller	
D356,685 S *	3/1995	Bertwell D4/125
D358,008 S	5/1995	Keller et al.	
D358,179 S	5/1995	Bro et al.	
D358,605 S	5/1995	Weems	
5,485,807 A *	1/1996	Bertwell A01K 13/002 119/632
D372,304 S	7/1996	Emery et al.	

DESCRIPTION

FIG. 1 is a top perspective view of a pet brush, showing my new design;
 FIG. 2 is a front view thereof;
 FIG. 3 is a rear view thereof;
 FIG. 4 is a first side view thereof;
 FIG. 5 is a second side view thereof;
 FIG. 6 is a top view thereof; and,
 FIG. 7 is a bottom view thereof.
 The broken lines represent environmental subject matter that forms no part of the claimed design. The broken line shown along the perimeter in FIG. 7 represents the bounds of the claim and form no part of the claimed design.

1 Claim, 7 Drawing Sheets



(56)

References Cited

U.S. PATENT DOCUMENTS

D566,346 S	4/2008	Crone	
D580,245 S	11/2008	Mazur	
D599,927 S	9/2009	van der Lande	
D600,381 S	9/2009	Choi	
D609,605 S	2/2010	Jette	
D643,065 S	8/2011	van der Lande	
D666,835 S *	9/2012	Grainger	D4/120
D684,211 S	6/2013	Roth et al.	
D699,903 S *	2/2014	Singer	D30/159
D728,192 S	5/2015	Neely	
D743,806 S	11/2015	Glass et al.	
D753,513 S	4/2016	Deurloo et al.	
D761,271 S	7/2016	Katopis	
D770,280 S	11/2016	Katopis	
D772,493 S	11/2016	Wu	
D773,932 S	12/2016	Katopis	
D789,801 S	6/2017	Johnson	
D801,948 S	11/2017	Picunko	
D805,589 S	12/2017	Vo	
D814,570 S	4/2018	Ilowite	
D816,921 S	5/2018	Harnish	
D884,843 S	5/2020	Wildfang	

* cited by examiner

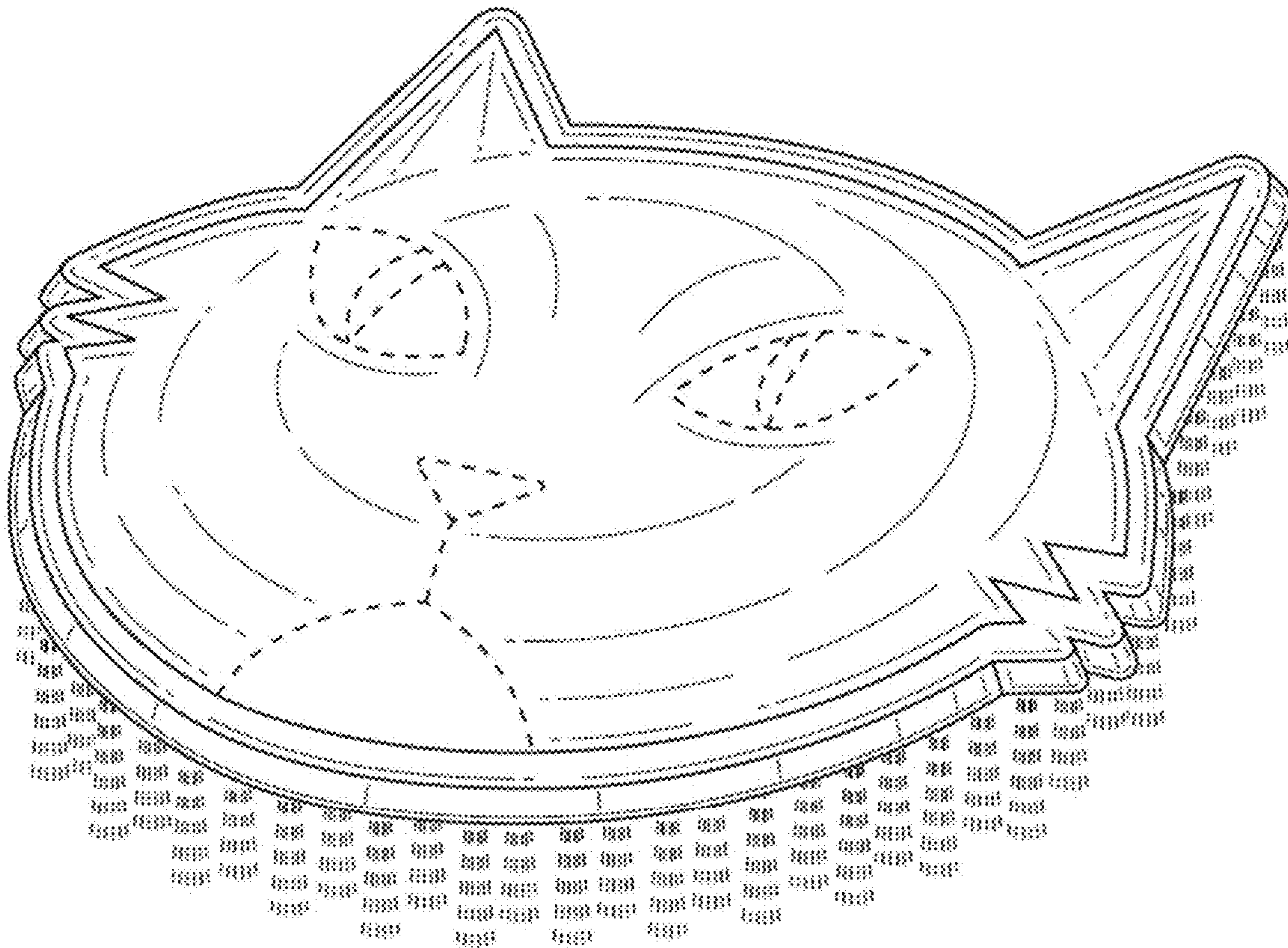


FIG. 1

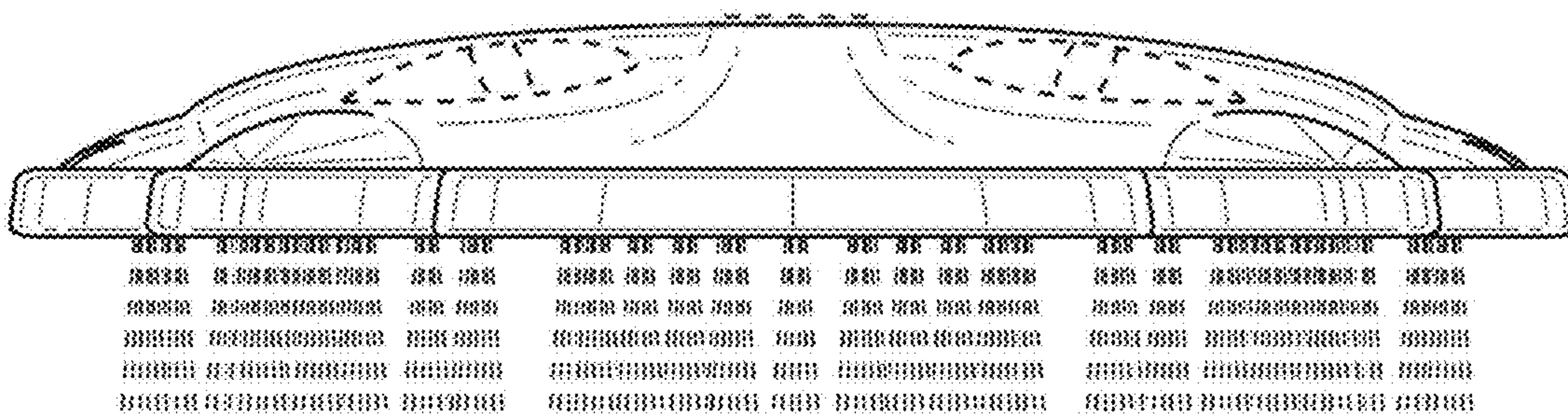


FIG. 2

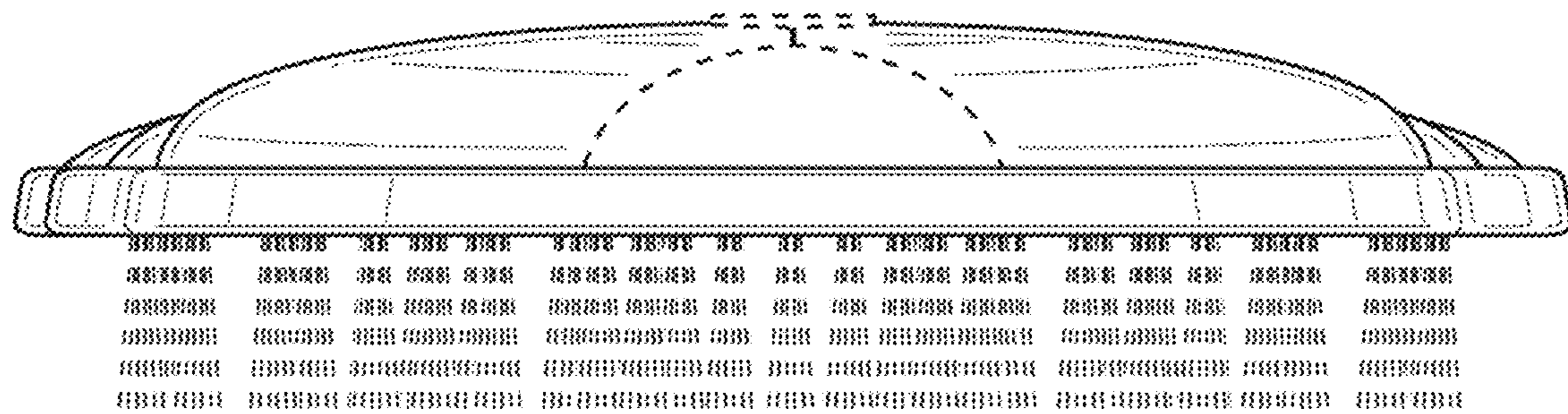


FIG. 3

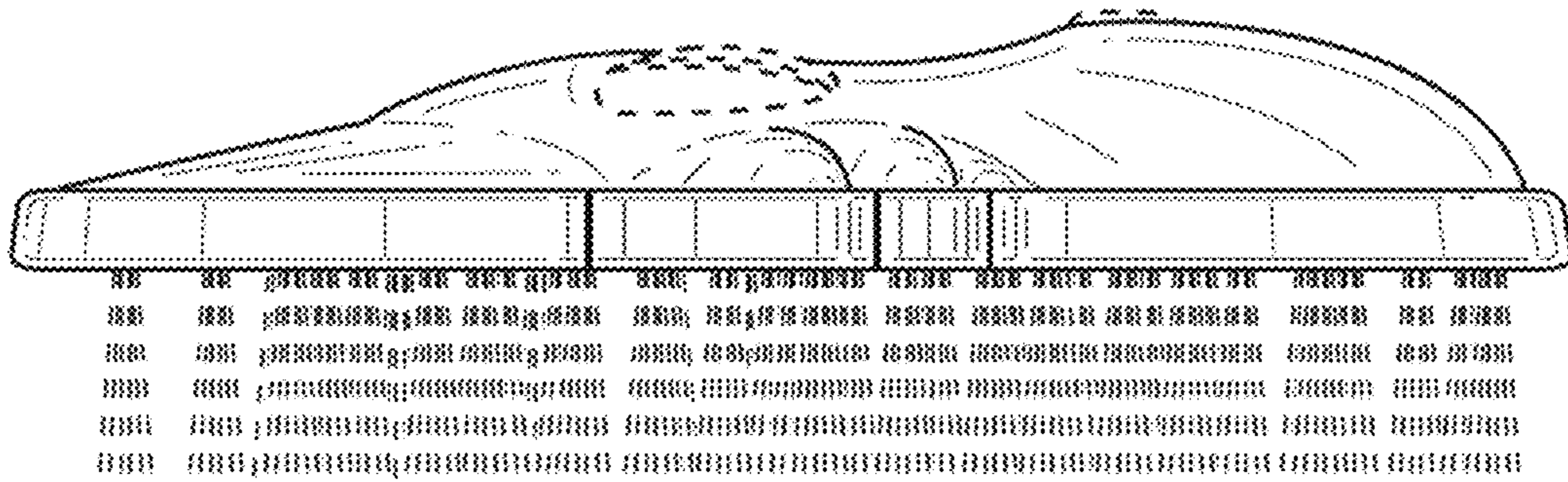


FIG. 4

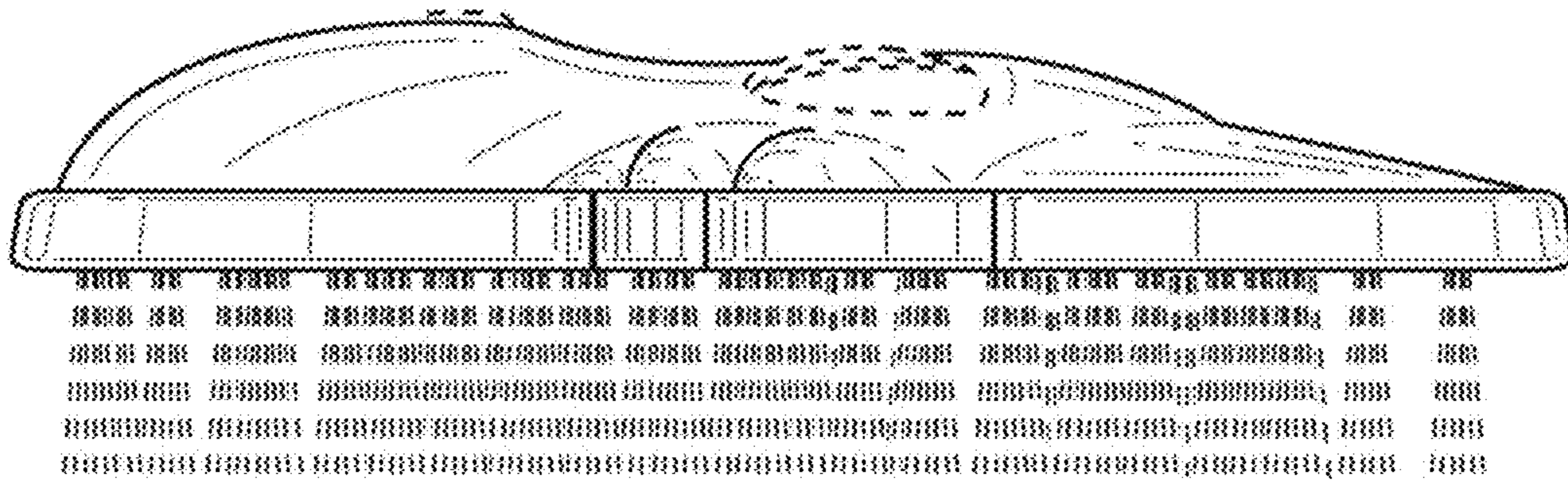


FIG. 5




FIG. 6

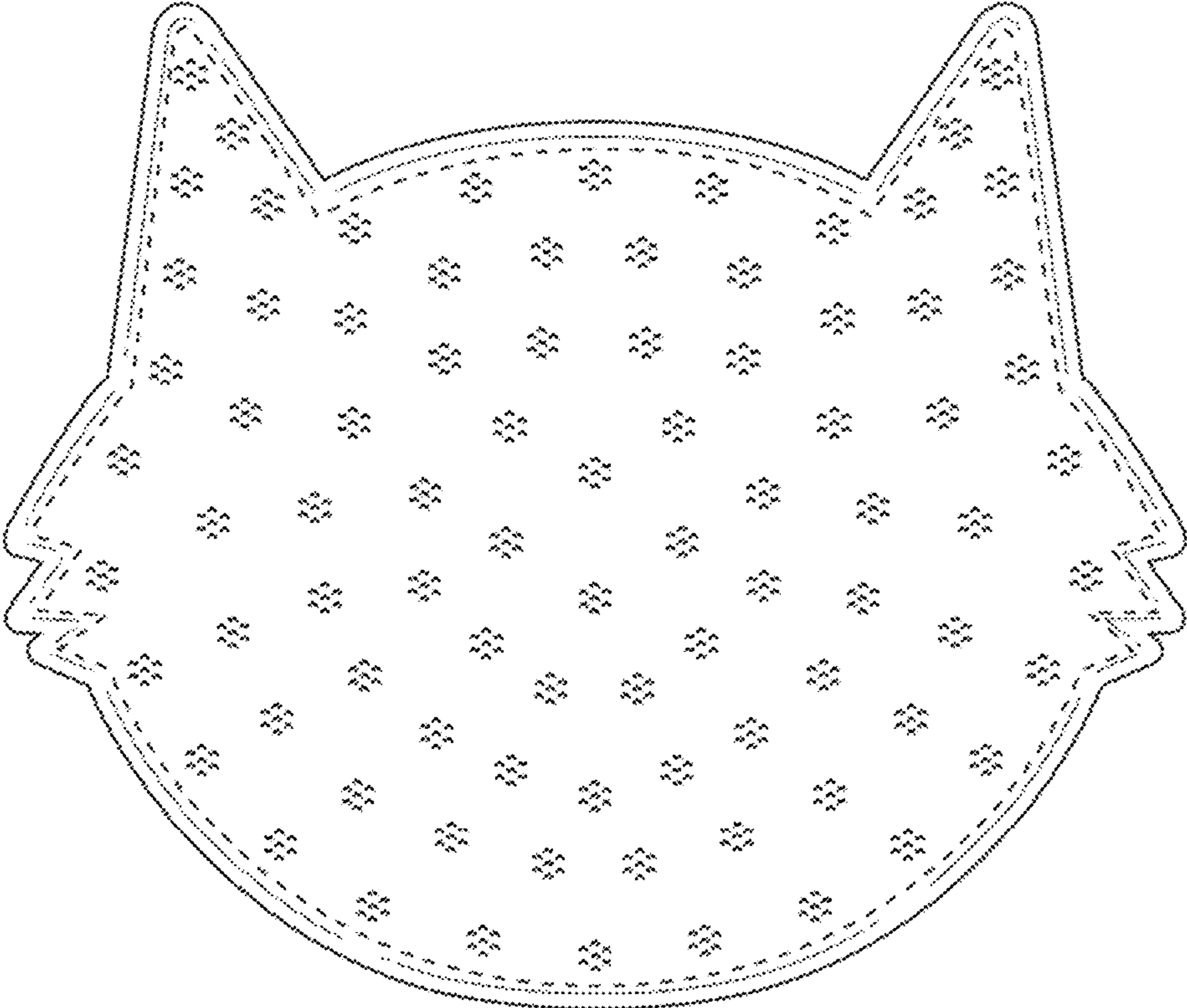


FIG. 7