



US00D919192S

(12) **United States Design Patent**  
**Li**

(10) **Patent No.:** **US D919,192 S**

(45) **Date of Patent:** **\*\* May 11, 2021**

(54) **FISH TANK CLEANER WATER CHANGER**

(71) Applicant: **Shenzhen Mago Trading Co., LTD,**  
Shenzhen (CN)

(72) Inventor: **Huiqiang Li, Qinxi (CN)**

(\*\*) Term: **15 Years**

(21) Appl. No.: **29/755,801**

(22) Filed: **Oct. 22, 2020**

(51) **LOC (13) Cl.** ..... **30-02**

(52) **U.S. Cl.**  
USPC ..... **D30/106**

(58) **Field of Classification Search**  
USPC ..... D30/101-107; D23/209, 210, 316  
CPC ..... A01K 63/10; A01K 63/045  
See application file for complete search history.

(56) **References Cited**

U.S. PATENT DOCUMENTS

D198,200 S *	5/1964	Willinger	.....	D30/106
D214,918 S *	8/1969	Willinger	.....	D30/106
D282,016 S *	12/1985	Chestnut	.....	D30/106
D304,506 S *	11/1989	Tominaga	.....	D30/106
D595,906 S *	7/2009	Tsai	.....	D30/106
D640,424 S *	6/2011	Yen	.....	D30/106
D659,167 S	5/2012	Cocks		
D687,191 S *	7/2013	Mayer	.....	D30/106
D691,641 S	10/2013	Landry		

D716,507 S *	10/2014	Mayer	.....	D30/106
D800,176 S	10/2017	Soto		
D880,078 S *	3/2020	Liao	.....	D30/106
2007/0051320 A1 *	3/2007	Yen	.....	A01K 63/045 119/264
2008/0313827 A1 *	12/2008	Paxton	.....	A01K 63/10 15/1.7

\* cited by examiner

*Primary Examiner* — Michelle E. Wilson

(57) **CLAIM**

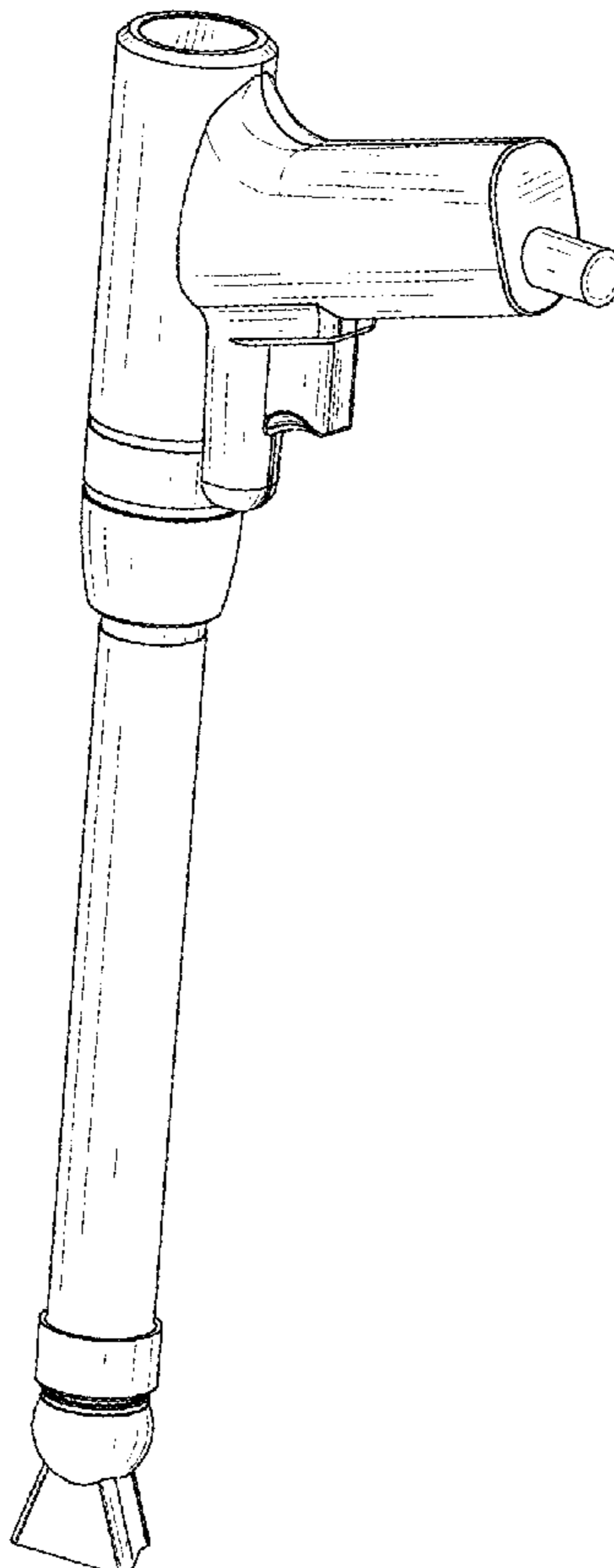
The ornamental design for a fish tank cleaner water changer, as shown and described.

**DESCRIPTION**

FIG. 1 is a first perspective view of a fish tank cleaner water changer showing my new design;  
FIG. 2 is a second perspective view thereof;  
FIG. 3 is a front view thereof;  
FIG. 4 is a back view thereof;  
FIG. 5 is a left side view thereof;  
FIG. 6 is a right side view thereof;  
FIG. 7 is a top view thereof;  
FIG. 8 is a bottom view thereof; and,  
FIG. 9 is a perspective view of another state of the fish tank cleaner water changer thereof.

The broken lines shown in the drawings depict portions of the fish tank cleaner water changer in which the design is embodied that form no part of the claimed design.

**1 Claim, 9 Drawing Sheets**



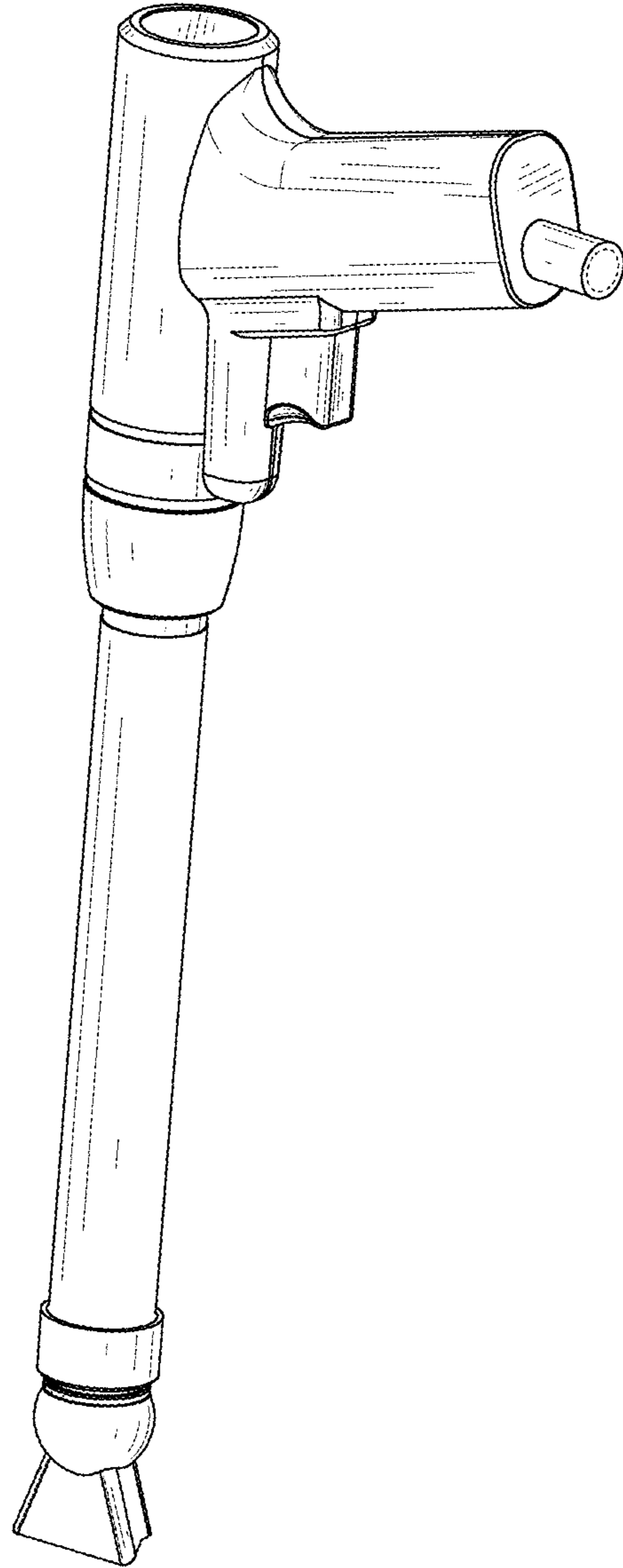


FIG. 1

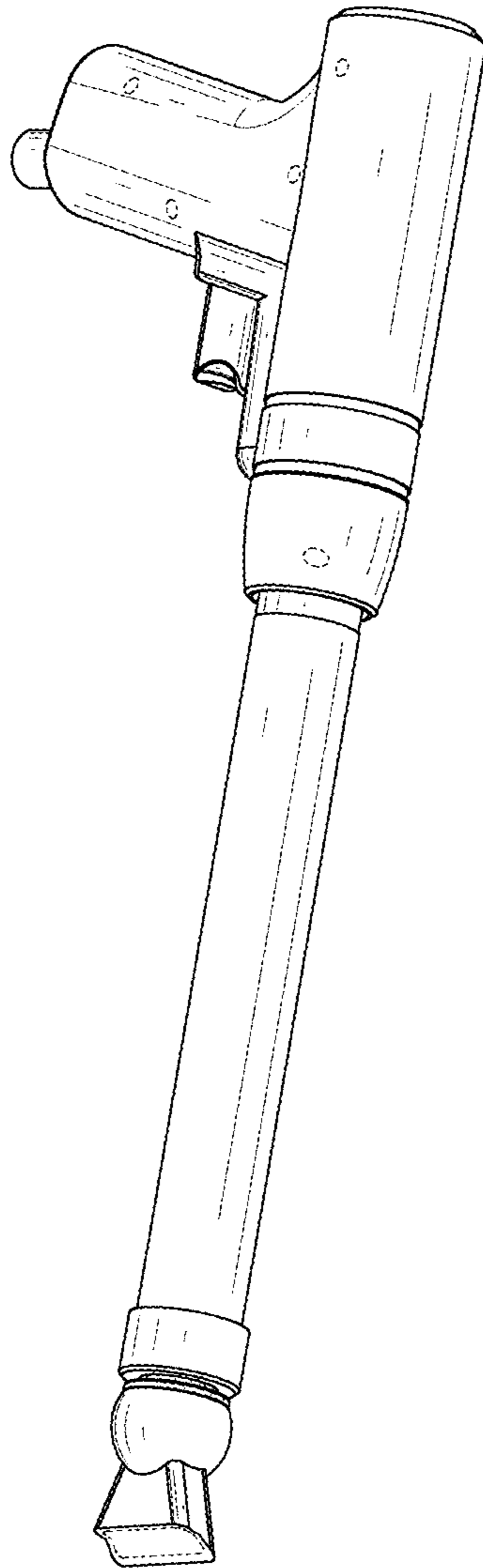


FIG. 2

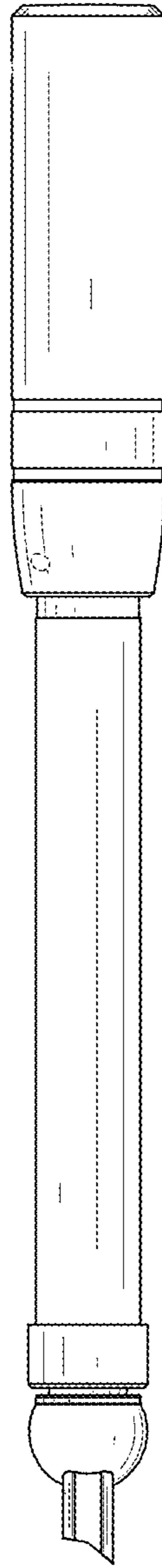


FIG. 3

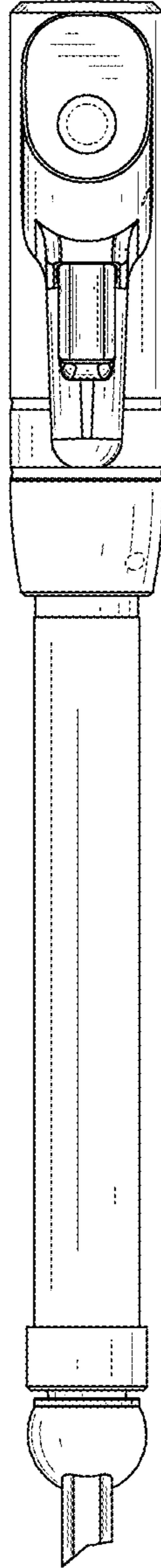


FIG. 4

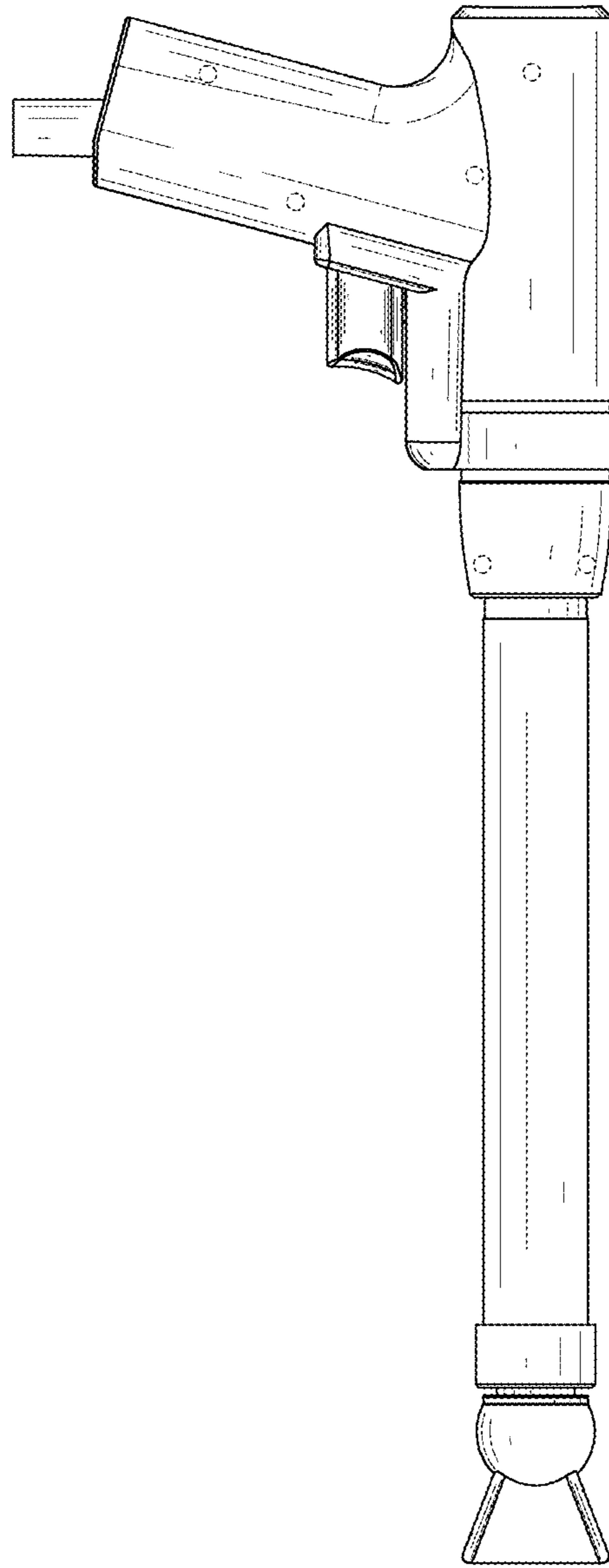


FIG. 5

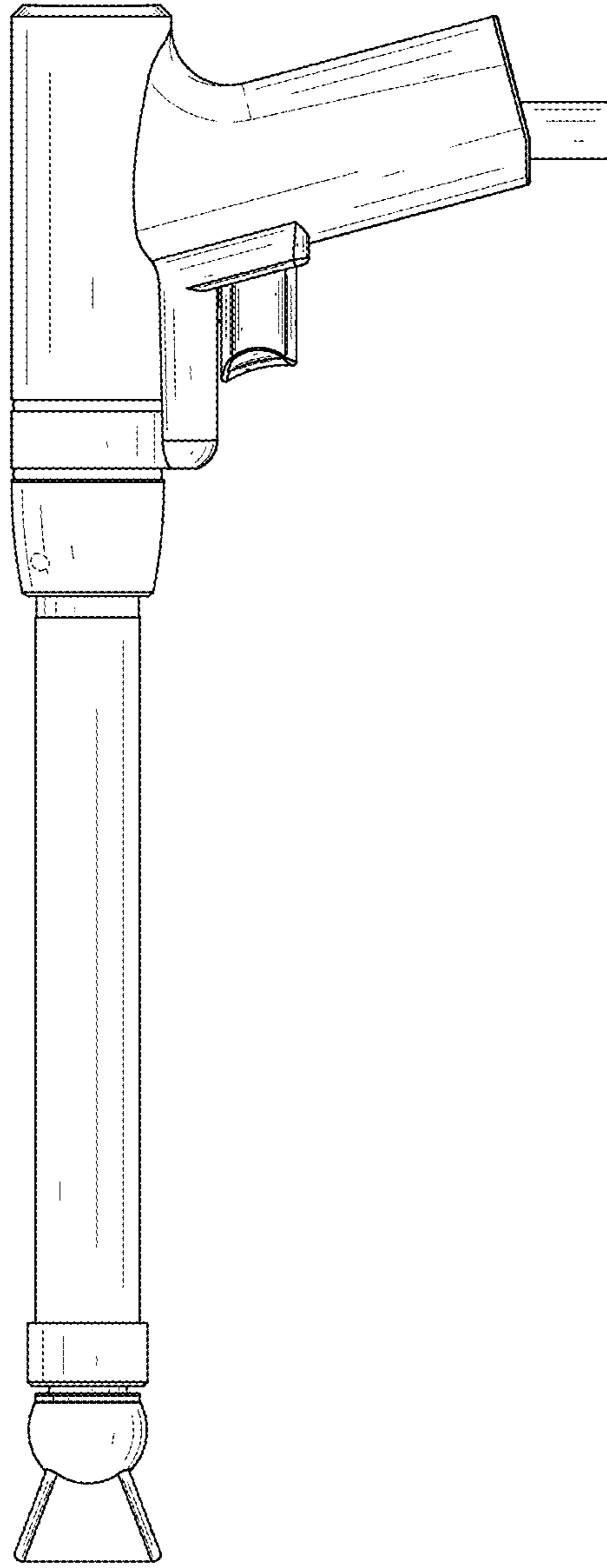


FIG. 6

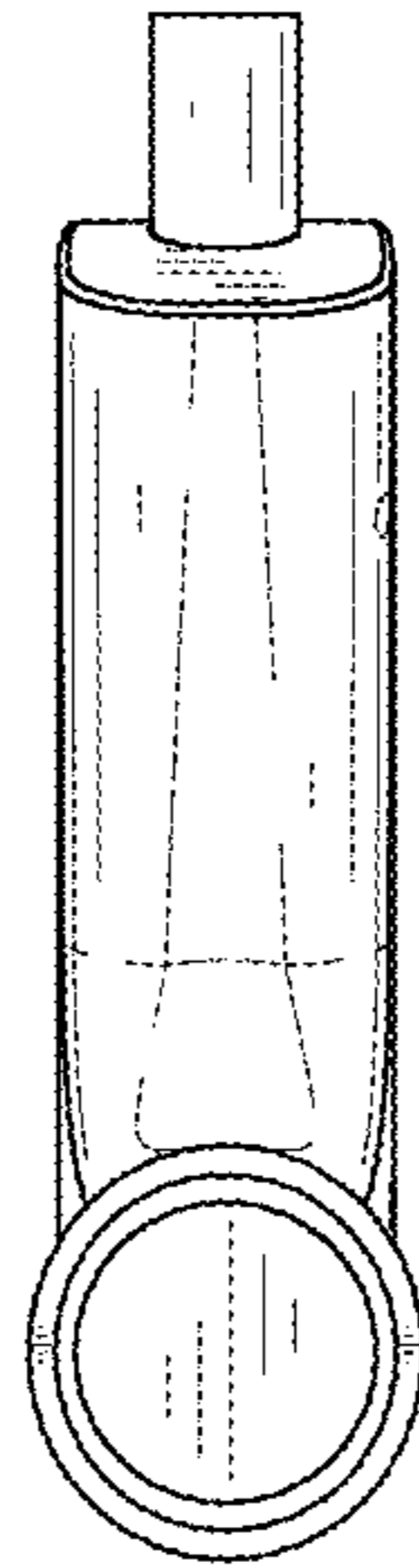


FIG. 7



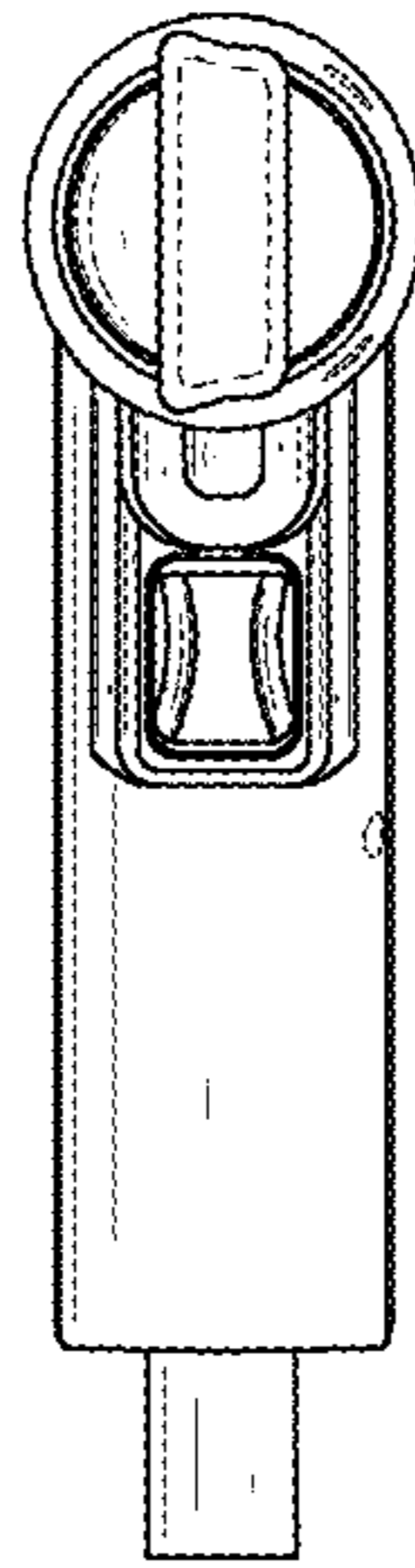


FIG. 8

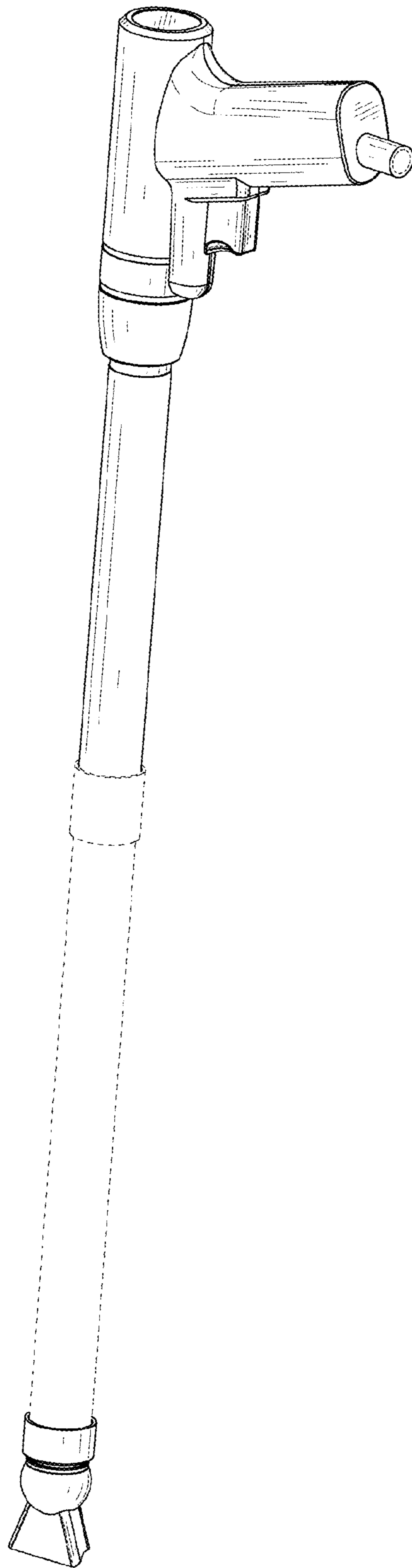


FIG. 9