



US00D919186S

(12) **United States Design Patent** (10) **Patent No.:** **US D919,186 S**
Wanders (45) **Date of Patent:** **** May 11, 2021**

(54) **COMPACT**

(71) Applicant: **WONDERS HOLDING BV,**
Amsterdam (NL)

(72) Inventor: **Marcel Wanders,** Amsterdam (NL)

(73) Assignee: **WONDERS HOLDING BV,**
Amsterdam (NL)

(**) Term: **15 Years**

(21) Appl. No.: **29/693,159**

(22) Filed: **May 31, 2019**

(30) **Foreign Application Priority Data**

Dec. 7, 2018 (JP) 2018-026713

(51) **LOC (13) Cl.** **28-03**

(52) **U.S. Cl.**
USPC **D28/83**

(58) **Field of Classification Search**

USPC D28/36, 64.1, 76-84, 85-91, 99;
D9/430-433, 435, 503-505, 722, 737,
D9/756, 759, 529; D3/295; D19/103,
D19/106, 112
CPC A45D 33/006; A45D 33/003; A45D
33/04-33; A45D 33/025; A45D 33/02;
A45D 33/20; A45D 33/22; A45D 33/24;
A45D 33/26; A45D 33/28; A45D 33/18;
A45D 40/22; A45D 40/222; A45D 40/24;
A41G 5/02

See application file for complete search history.

(56) **References Cited**

U.S. PATENT DOCUMENTS

D230,342 S * 2/1974 Mallonm D7/391
D277,418 S * 1/1985 Hemrich, Jr. D28/38
D277,420 S * 1/1985 Bakic D28/83
D287,169 S * 12/1986 Trabattoni D28/83
D290,759 S * 7/1987 Trabattoni D28/83

D320,096 S * 9/1991 Gutierrez D28/83
D340,541 S * 10/1993 Chen D28/83
D366,280 S * 1/1996 Henderson D14/315
D379,553 S * 5/1997 DiGianni D27/189
D411,767 S * 7/1999 Keller D28/83
D718,906 S * 12/2014 Matsuishi D28/83

(Continued)

OTHER PUBLICATIONS

Decorte AQ, published on May 14, 2019 on youtube.com, retrieved on Aug. 7, 2020, retrieved from the Internet URL: <https://www.youtube.com/watch?v=mwPMKxJBacQ>.*

Primary Examiner — Catherine S Posthauer

Assistant Examiner — Alison M Ofstun

(74) *Attorney, Agent, or Firm* — Bacon & Thomas, PLLC

(57) **CLAIM**

The ornamental design for a compact, as shown and described.

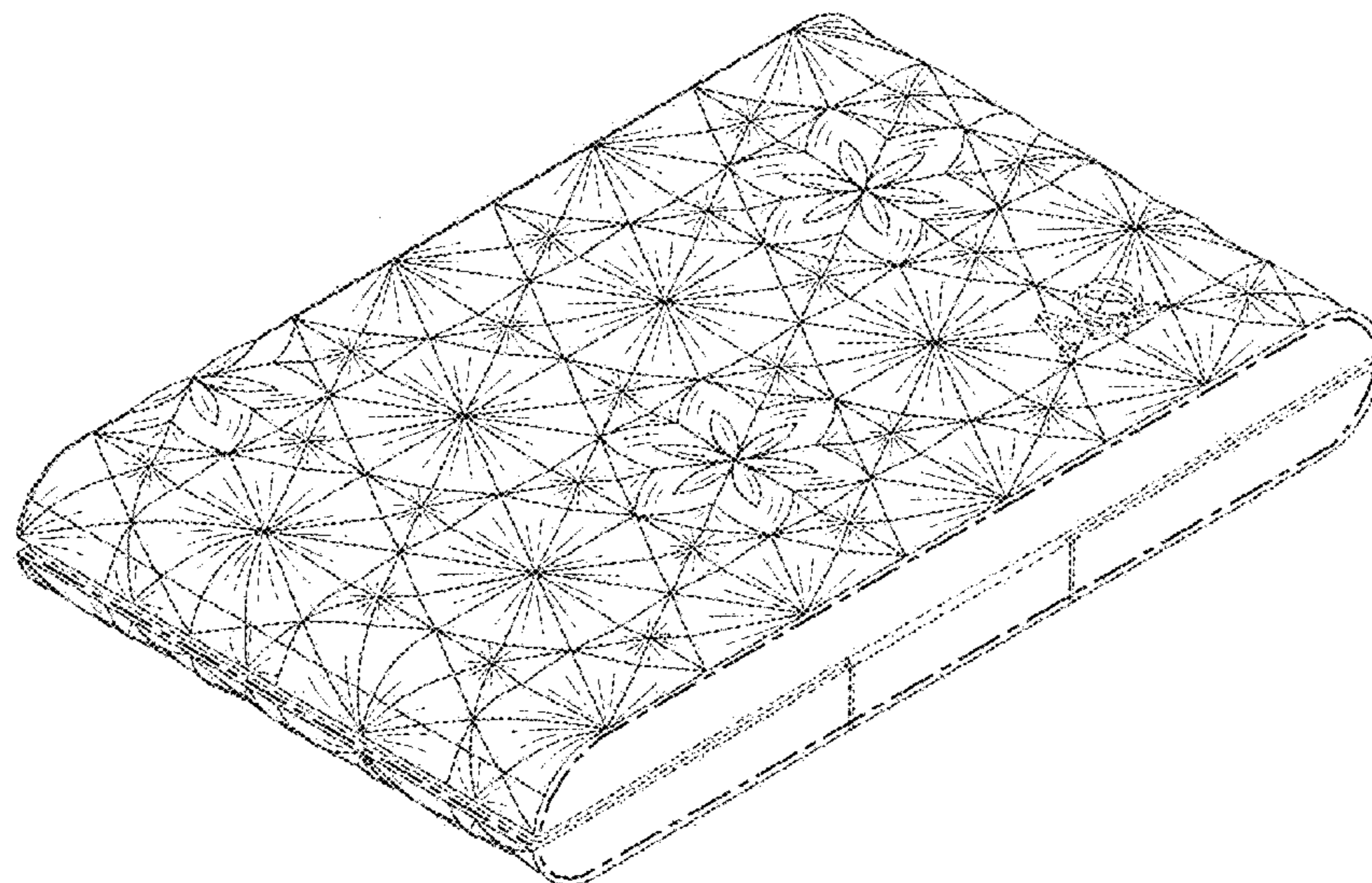
DESCRIPTION

FIG. 1 is a perspective view of a compact.
FIG. 2 is a perspective view showing the lid open thereof.
FIG. 3 is a front view thereof.
FIG. 4 is a rear view thereof.
FIG. 5 is a top plan view thereof.
FIG. 6 is a bottom plan view thereof.
FIG. 7 is a right-side view thereof.
FIG. 8 is a left side view thereof.
FIG. 9 is a sectional view taken along line 9-9 of FIG. 5; and,
FIG. 10 is a sectional view taken along line 10-10 of FIG. 5.

In the drawings, the evenly spaced broken lines illustrate portions of the article which form no part of the claimed design. The dot-dash lines illustrate a boundary to the claim and form no part thereof.

“AQ” is a trademark in U.S. Ser. No. 87/062,174, owned by Kose Corporation.

1 Claim, 10 Drawing Sheets



(56)

References Cited

U.S. PATENT DOCUMENTS

D723,220	S	*	2/2015	Guor	D28/83
D804,322	S	*	12/2017	Fox	D9/756
D832,699	S	*	11/2018	Wanders	D9/435
D845,137	S	*	4/2019	Wanders	D9/529
D850,272	S	*	6/2019	Wanders	D9/529
D884,344	S	*	5/2020	Jewett	D3/294
D884,978	S	*	5/2020	Lin	D28/84
2013/0000667	A1	*	1/2013	Sobol	A45D 40/22 132/315

* cited by examiner

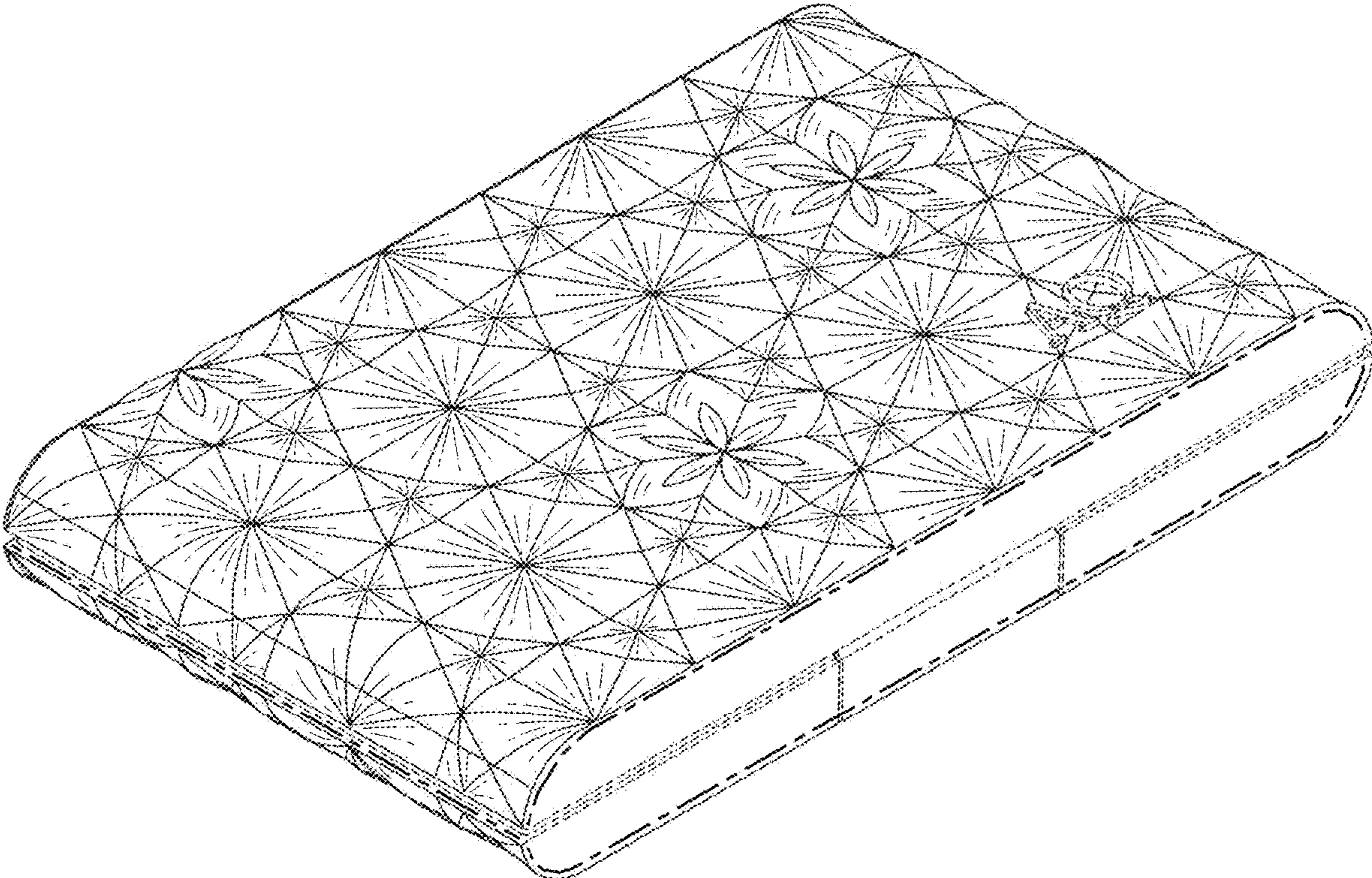


FIG. 1

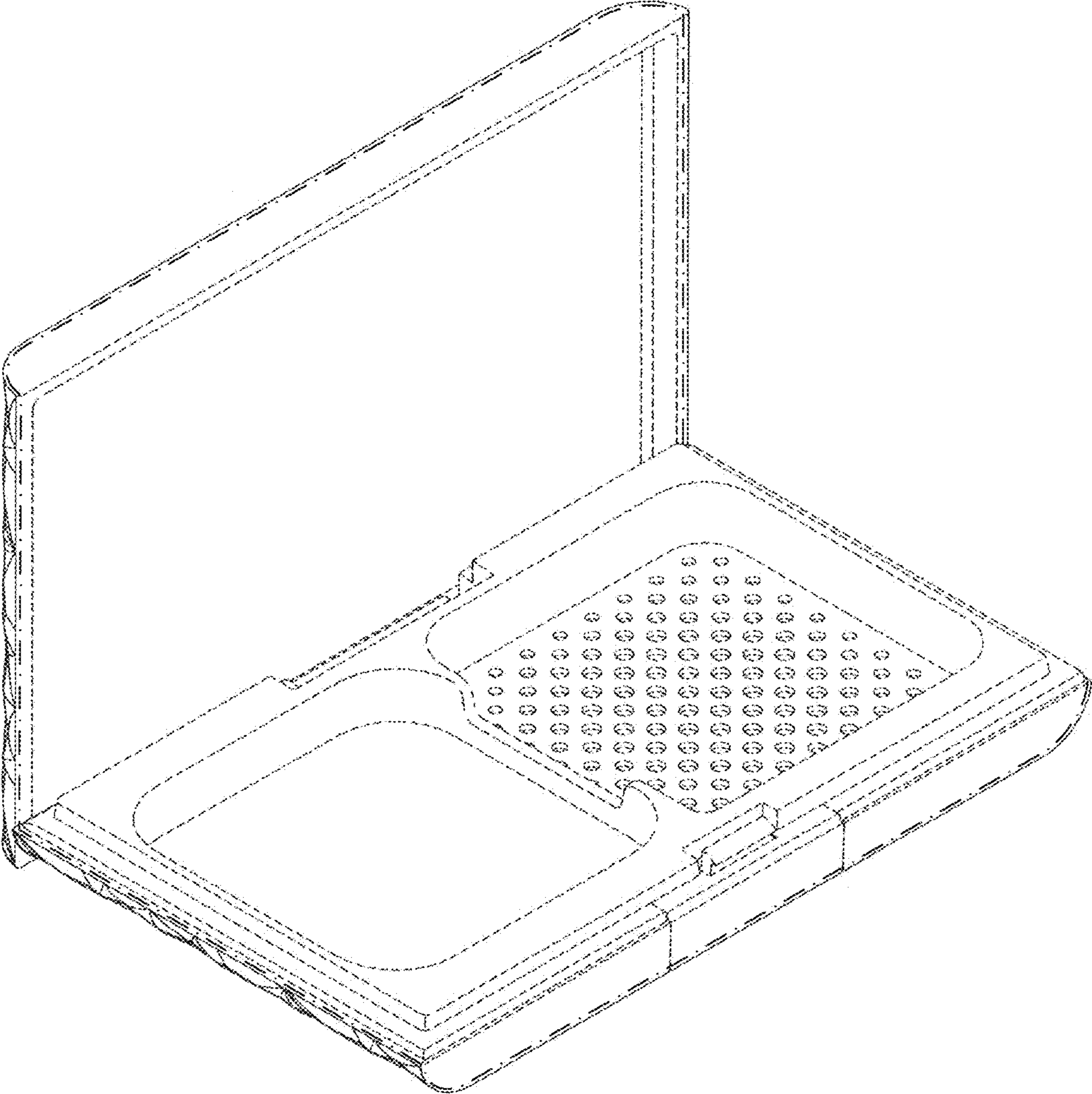


FIG. 2



FIG. 3




FIG. 4

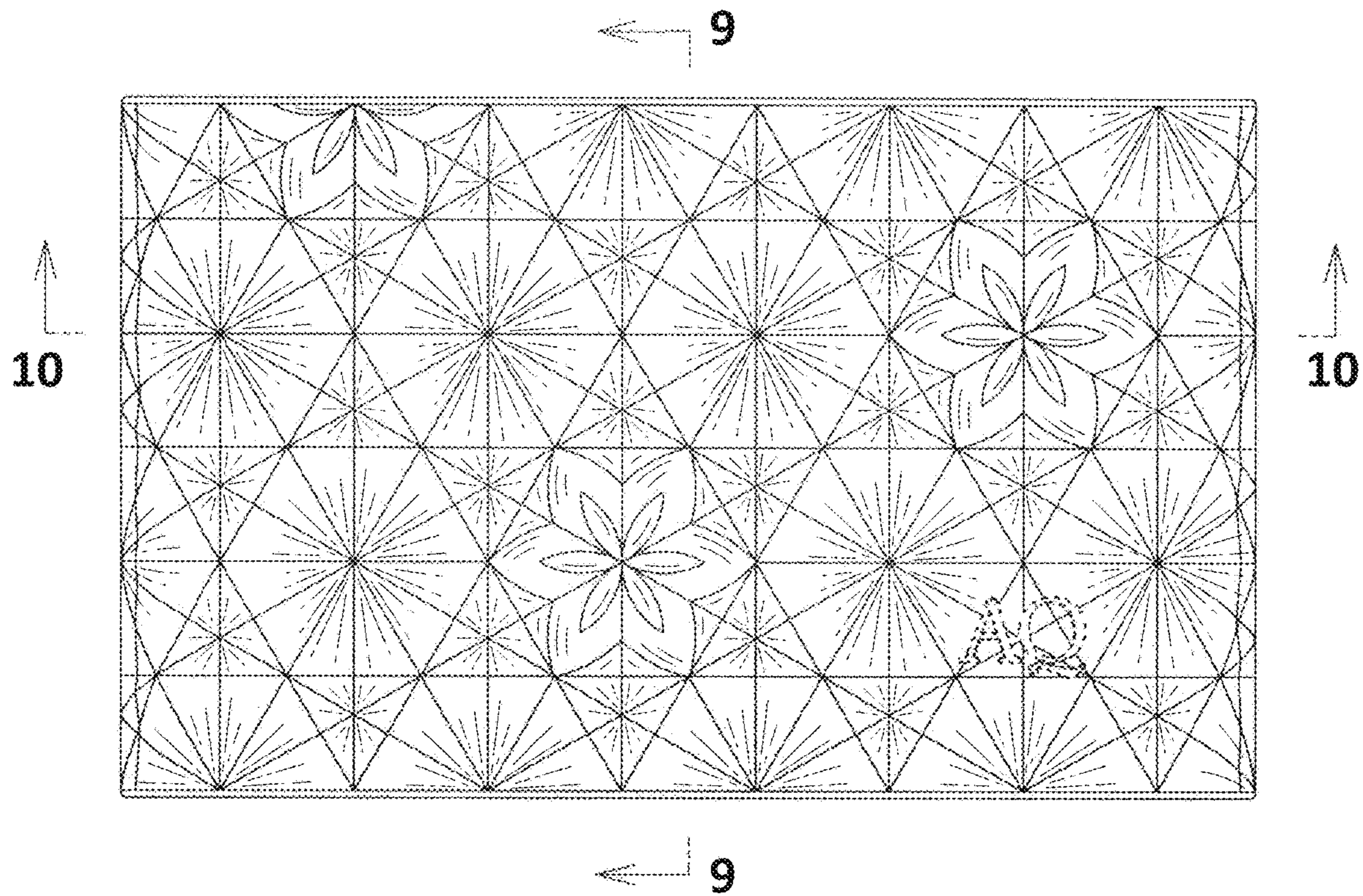


FIG. 5

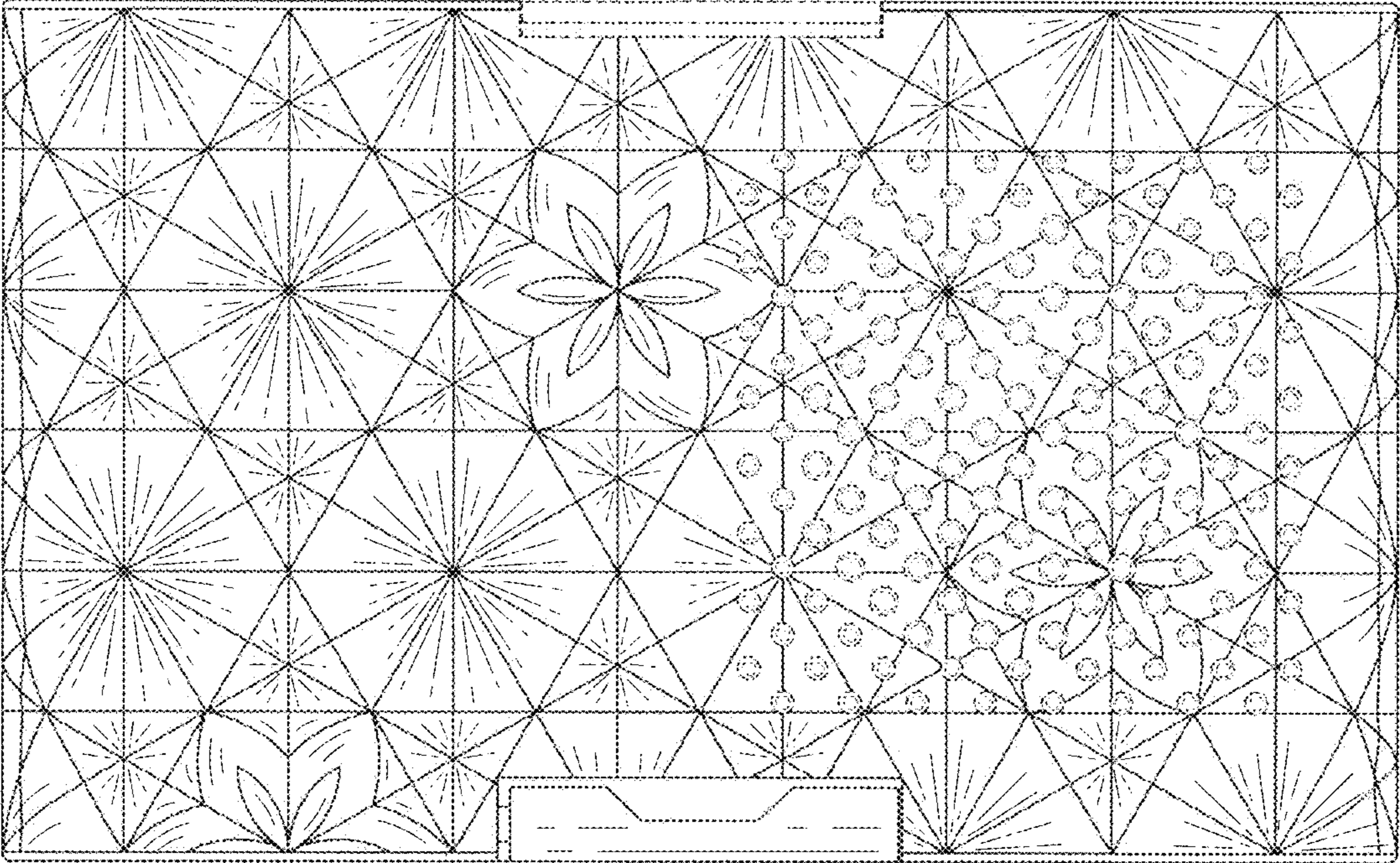


FIG. 6

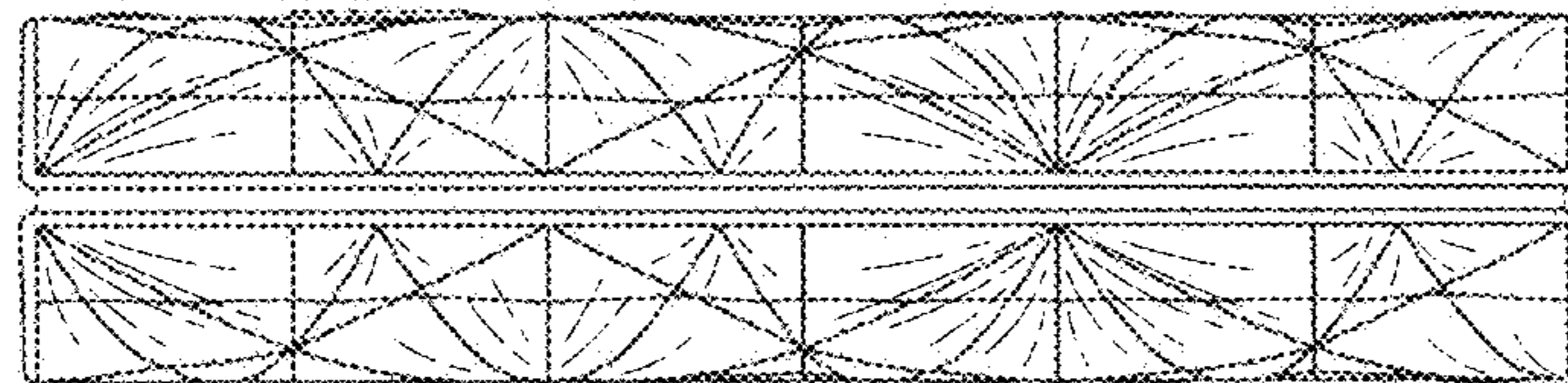


FIG. 7

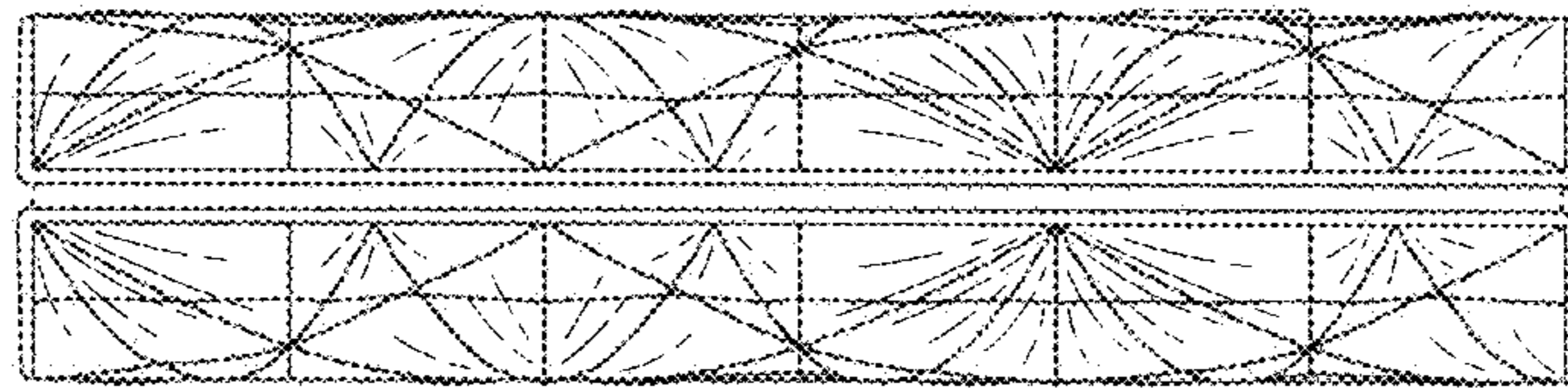


FIG. 8

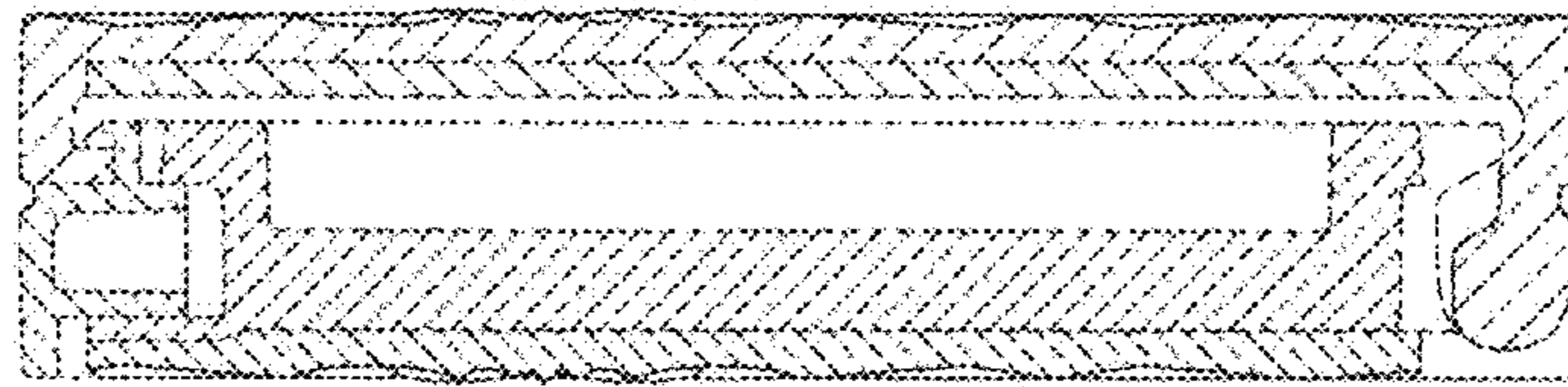


FIG. 9

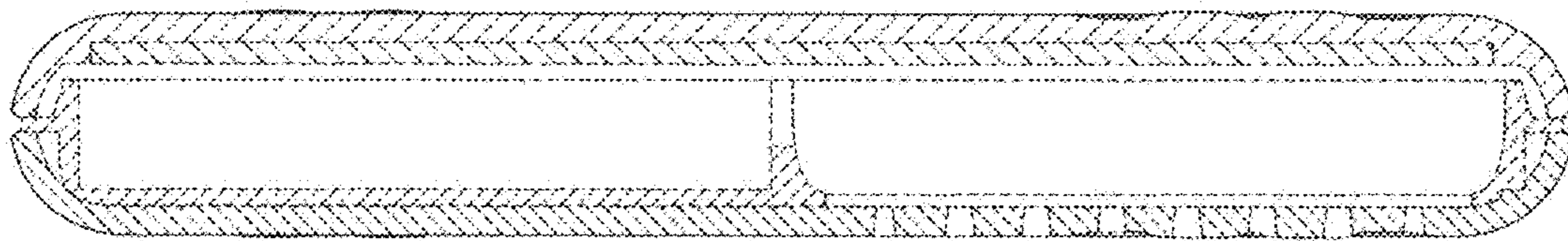


FIG. 10