



US00D919185S

(12) **United States Design Patent**
Yu

(10) **Patent No.:** **US D919,185 S**
(45) **Date of Patent:** **** May 11, 2021**

(54) **BACK SCRUBBER**

(71) Applicant: **Shenzhen Huangchao Apparel Co., Ltd.**, Shenzhen (CN)

(72) Inventor: **Hongni Yu**, Gaobeidian (CN)

(**) Term: **15 Years**

(21) Appl. No.: **29/747,483**

(22) Filed: **Aug. 24, 2020**

(51) **LOC (13) Cl.** **28-03**

(52) **U.S. Cl.**
USPC **D28/63**

(58) **Field of Classification Search**
USPC D28/63, 59, 91.2; D4/114, 117, 119,
D4/120, 121, 122, 123, 129, 136, 130,
D4/134, 138, 199; D8/318, 319;
601/137; D24/214
CPC A47K 7/022; A47K 7/043; A46B
2200/1006; A61H 7/003
See application file for complete search history.

(56) **References Cited**

U.S. PATENT DOCUMENTS

1,699,261	A *	1/1929	Wissmar	A47K 7/02	15/222
2,441,898	A *	5/1948	Novick	A46B 11/001	401/268
2,544,354	A *	3/1951	Reiter	A47K 7/022	15/222
2,807,815	A *	10/1957	Mack	A47K 7/022	15/118
3,213,474	A *	10/1965	Toth	A47K 7/022	15/222
3,364,511	A *	1/1968	Martin	A47K 7/022	15/222
4,196,490	A *	4/1980	Jonzon	A47K 7/022	15/222
D276,553	S *	11/1984	Landes	D24/214	
5,537,709	A *	7/1996	Taragos	A47K 7/022	15/210.1

D412,365	S *	7/1999	Szabo	D24/214	
6,026,531	A *	2/2000	Pruitt	A47K 7/022	15/160
D440,355	S *	4/2001	Nati	D28/63	

(Continued)

FOREIGN PATENT DOCUMENTS

CN 305353033 * 9/2019

OTHER PUBLICATIONS

Silicone Back Scrubber for Shower . . . by Solinfancia Store [on-line]. [Original publication date unknown.] [Retrieved from the Internet Mar. 22, 2021. Oldest image dated Oct. 27, 2020.] URL: >https://www.amazon.com/Silicone-Back-Scrubber-Shower-Exfoliating/dp/B08LDL3ZHD?ref_=ast_sto_dp&th=1#customer-Reviews< (Year: 2020).*

Primary Examiner — Karen E Eldridge Powers

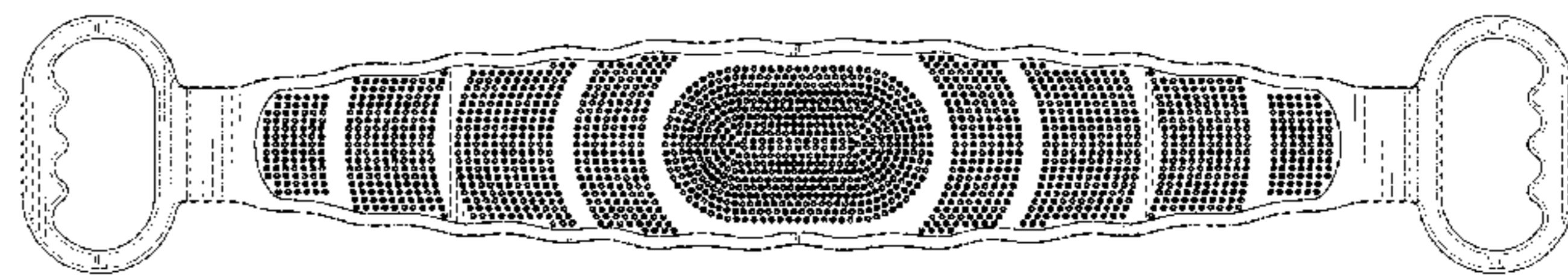
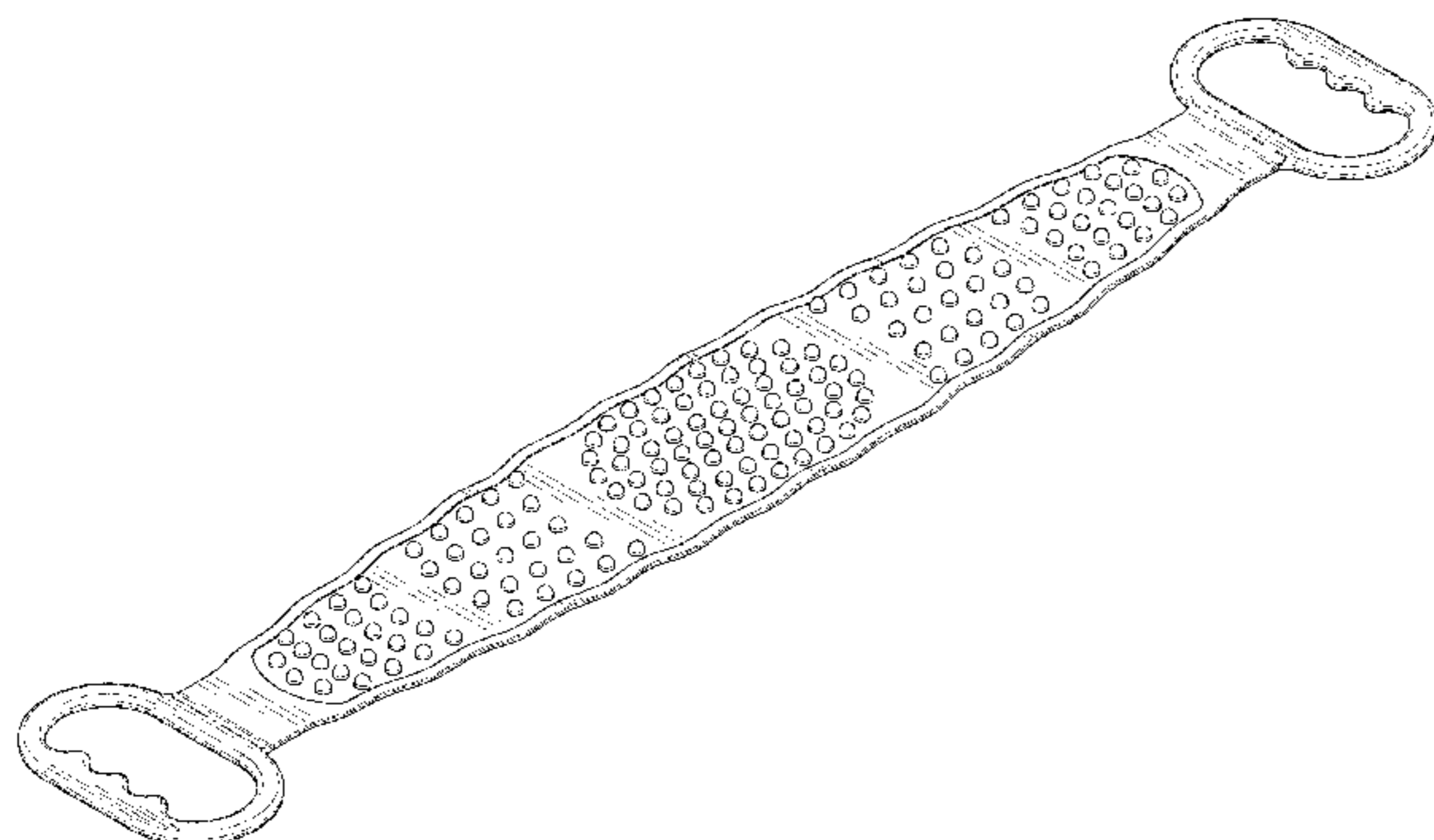
(57) **CLAIM**

The ornamental design for a back scrubber, as shown and described.

DESCRIPTION

FIG. 1 is a front perspective view of a back scrubber, showing my new design;
FIG. 2 is a rear perspective view thereof;
FIG. 3 is a front elevational view thereof;
FIG. 4 is a rear elevational view thereof;
FIG. 5 is a left side elevational view thereof;
FIG. 6 is a right side elevational view thereof;
FIG. 7 is a top plan view thereof; and
FIG. 8 is a bottom plan view thereof; and,
FIG. 9 is an enlarged view of a portion labeled, 'FIG. 9' in FIG. 1.
The dash dot dash lines in FIGS. 1 and 9 are for the purpose of depicting the cut line of the enlarged view and form no part of the claim.

1 Claim, 9 Drawing Sheets



(56)

References Cited

U.S. PATENT DOCUMENTS

6,849,055 B1 * 2/2005 Williams A47K 7/022
15/208
6,969,362 B2 * 11/2005 Wang A61H 7/002
15/208
7,097,803 B2 * 8/2006 Chang A47K 7/02
264/282
D530,451 S * 10/2006 Anderson D28/59
D627,106 S * 11/2010 Comin D28/91.2
D656,276 S * 3/2012 Kurland D28/91.2
D762,923 S 8/2016 Combust

* cited by examiner

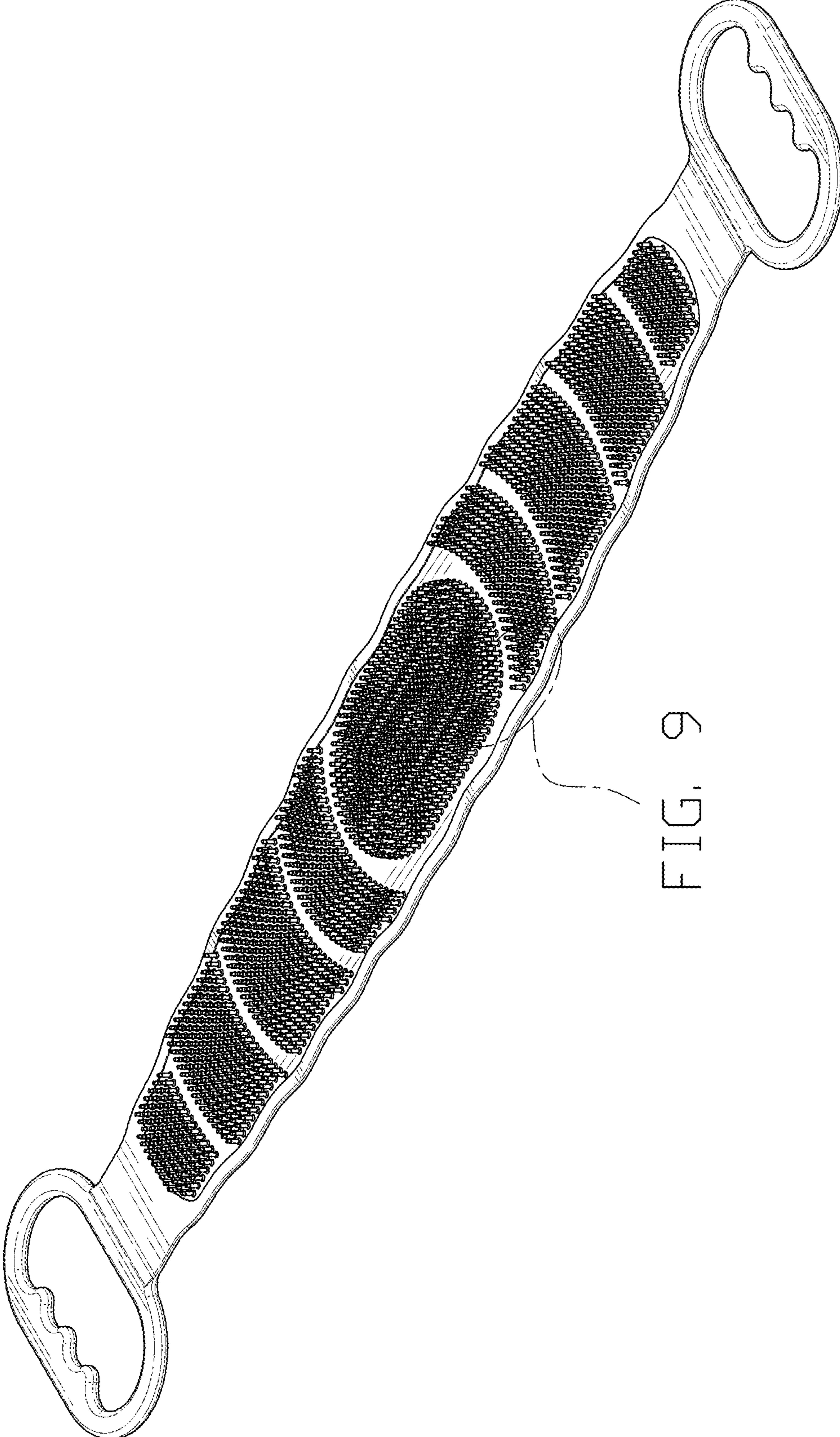


FIG. 9

FIG. 1

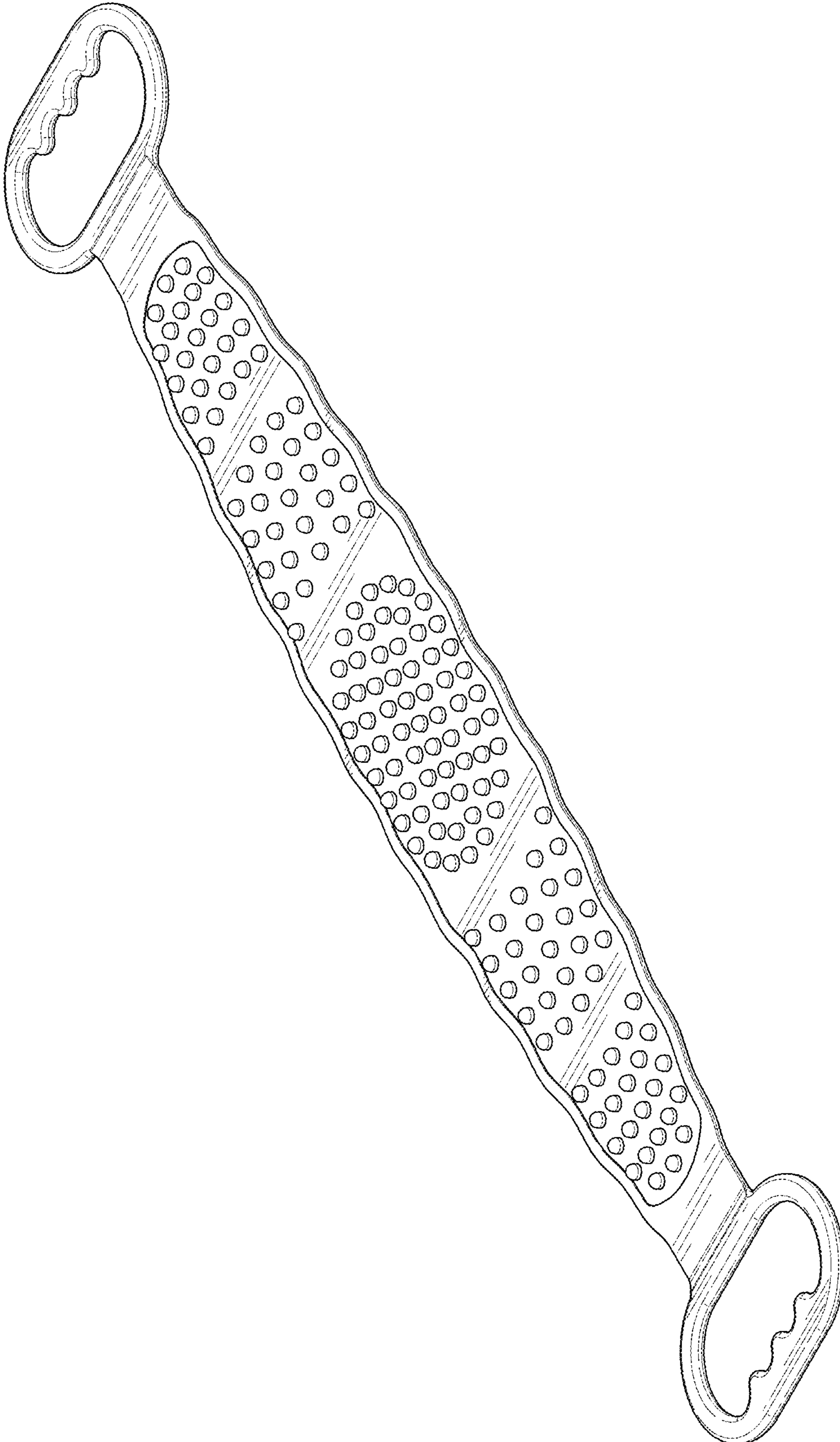


FIG. 2




FIG. 3

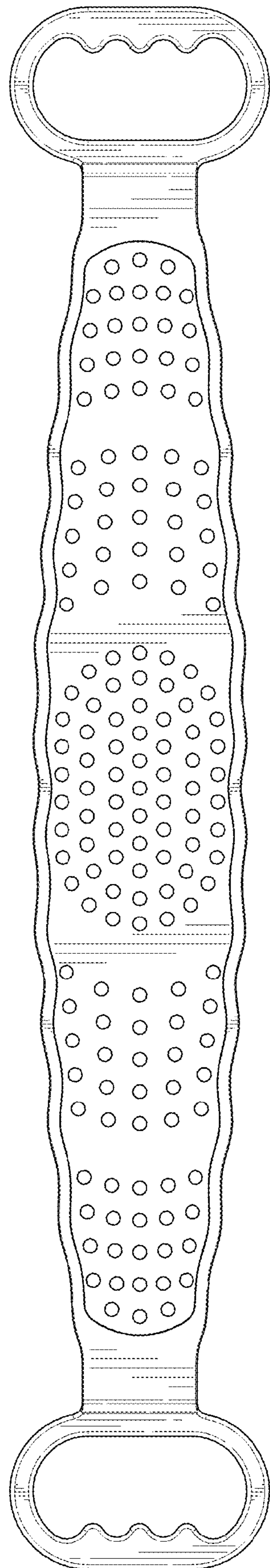


FIG. 4



FIG. 5



FIG. 6



FIG. 7



FIG. 8

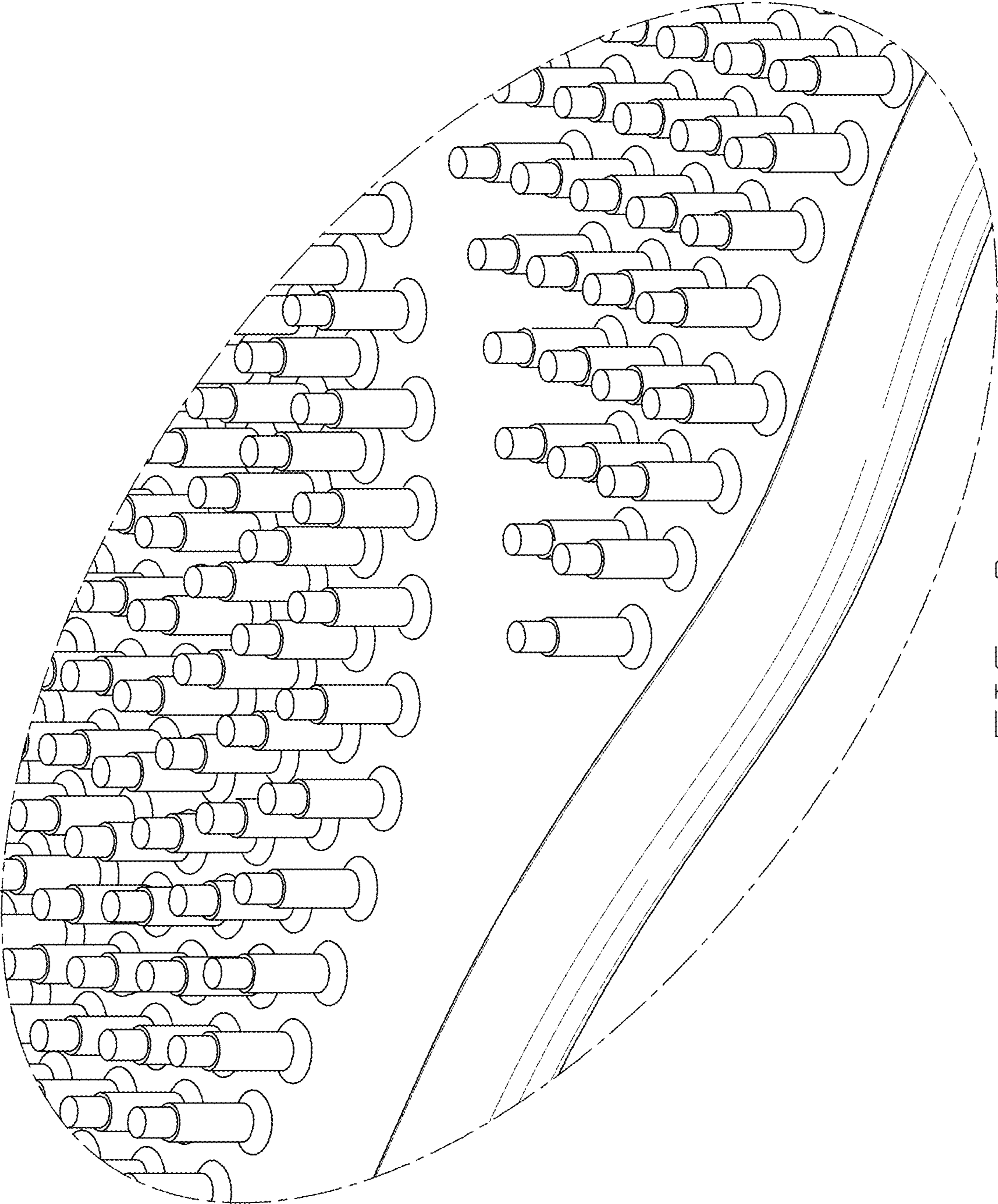


FIG. 9