



US00D919176S

(12) **United States Design Patent** (10) **Patent No.:** **US D919,176 S**
Zheng et al. (45) **Date of Patent:** **** May 11, 2021**

(54) **HAIR STRAIGHTENER**
(71) Applicant: **THUMBS UP CROSS BORDER E-COMMERCE CO., LTD.**, Zhuhai (CN)
(72) Inventors: **Rongjin Zheng**, Zhuhai (CN); **Yubin Li**, Zhuhai (CN); **Xiu Zou**, Zhuhai (CN); **Zhidong Wang**, Zhuhai (CN); **Yuqiang Zhao**, Zhuhai (CN); **Jiacheng Huang**, Zhuhai (CN); **Lilin Xu**, Zhuhai (CN); **Minghui Yang**, Zhuhai (CN); **Fen He**, Zhuhai (CN)
(73) Assignee: **THUMBS UP CROSS BORDER E-COMMERCE CO., LTD.**, Zhuhai (CN)

D832,511 S * 10/2018 Chandra D28/35
D833,070 S * 11/2018 Chandra D28/35
D838,907 S * 1/2019 Bates D28/35
D850,002 S * 5/2019 Bates D28/35
D865,287 S * 10/2019 Feng D28/35
D870,968 S * 12/2019 Peng D28/35
D875,311 S * 2/2020 Yang D28/35
D877,413 S * 3/2020 Lin D28/35
D884,272 S * 5/2020 Liao D28/35
2018/0042352 A1* 2/2018 deGrood A45D 1/04

* cited by examiner

Primary Examiner — Jennifer Rivard

(74) *Attorney, Agent, or Firm* — Law Offices of Steven W. Weinrieb

(**) Term: **15 Years**

(21) Appl. No.: **29/693,063**

(22) Filed: **May 30, 2019**

(51) **LOC (13) Cl.** **28-03**

(52) **U.S. Cl.**
USPC **D28/35**

(58) **Field of Classification Search**
USPC D28/35, 37-38
CPC A45D 2/001; A45D 2/002; A45D 1/06;
A45D 1/08; A45D 1/10; A45D 1/12;
A45D 1/14; A45D 1/18
See application file for complete search history.

(56) **References Cited**

U.S. PATENT DOCUMENTS

D629,156 S * 12/2010 Kim D28/35
D682,467 S * 5/2013 Kim D28/35
D780,374 S * 2/2017 Yu D28/35

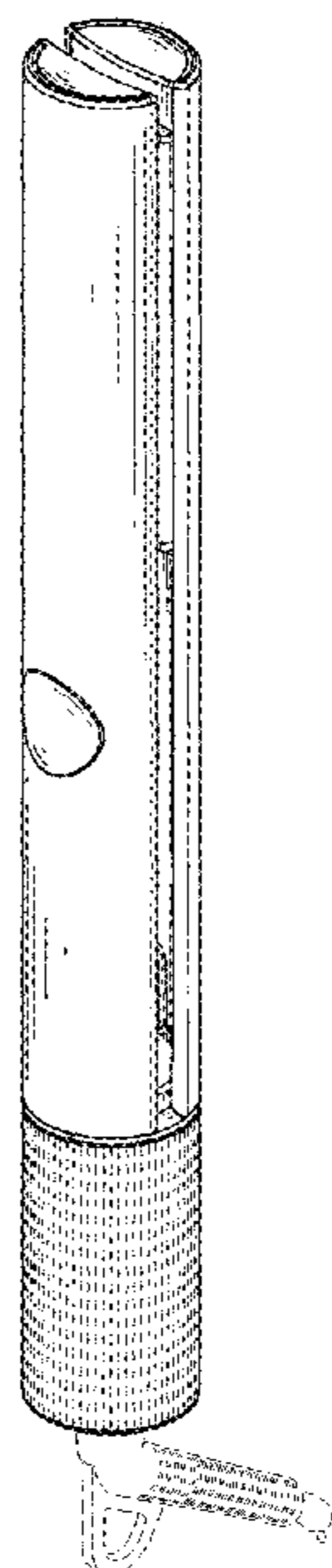
(57) **CLAIM**

The ornamental design for a hair straightener, as shown and described.

DESCRIPTION

FIG. 1 is a front, right side, top perspective view of a hair straightener showing my new design;
FIG. 2 is a rear, left side, bottom perspective view thereof;
FIG. 3 is a front elevational view thereof;
FIG. 4 is a rear elevational view thereof;
FIG. 5 is a left side elevational view thereof;
FIG. 6 is a right side elevational view thereof;
FIG. 7 is a top plan view thereof;
FIG. 8 is a bottom plan view thereof; and,
FIG. 9 is a right side, top perspective view thereof showing the hair straightener in an open position ready to be used. The broken lines shown on the hand grip portion of the straightener illustrate a pattern that forms part of the claimed design. The broken line electrical connection elements illustrate the environment of the hair straightener and form no part of the claimed design.

1 Claim, 9 Drawing Sheets



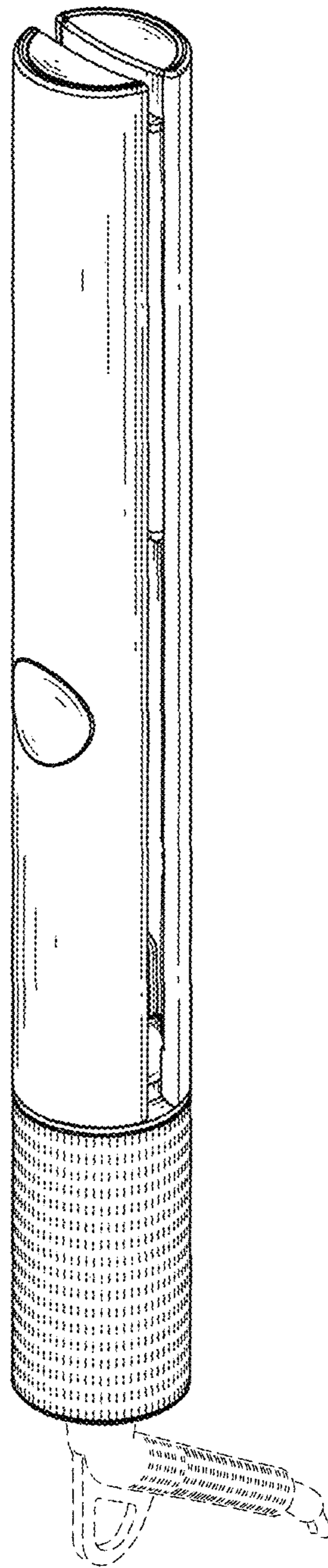


FIG. 1




FIG. 2




FIG. 3




FIG. 4

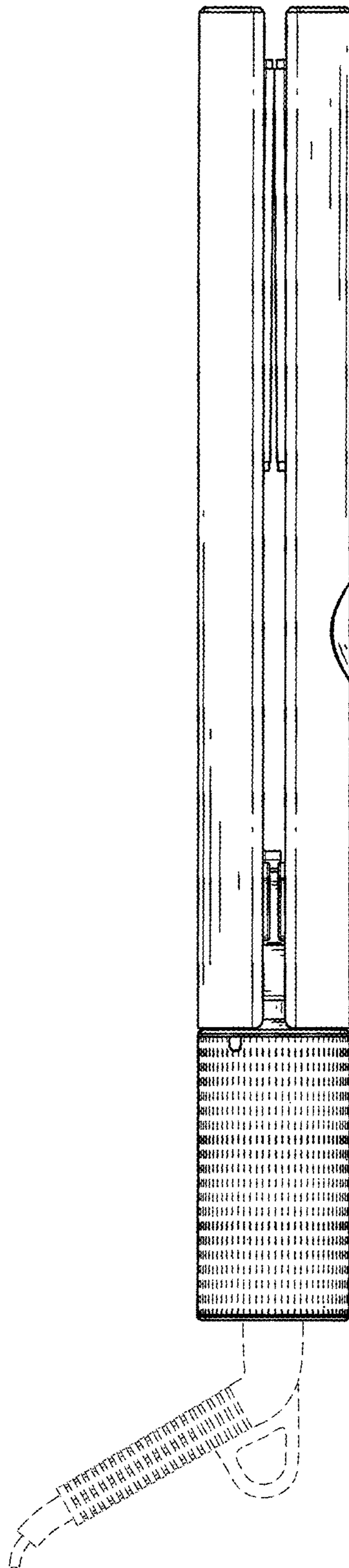


FIG. 5

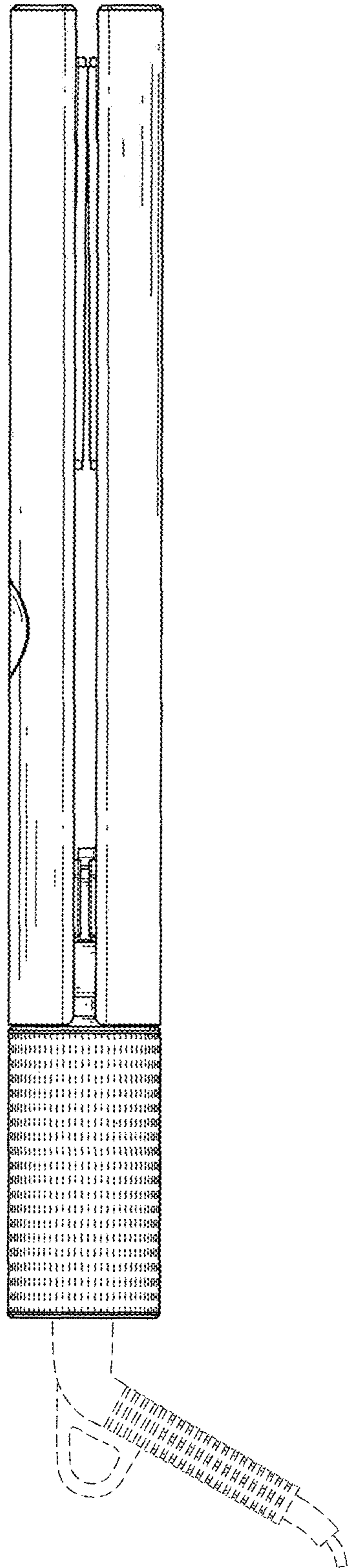


FIG. 6

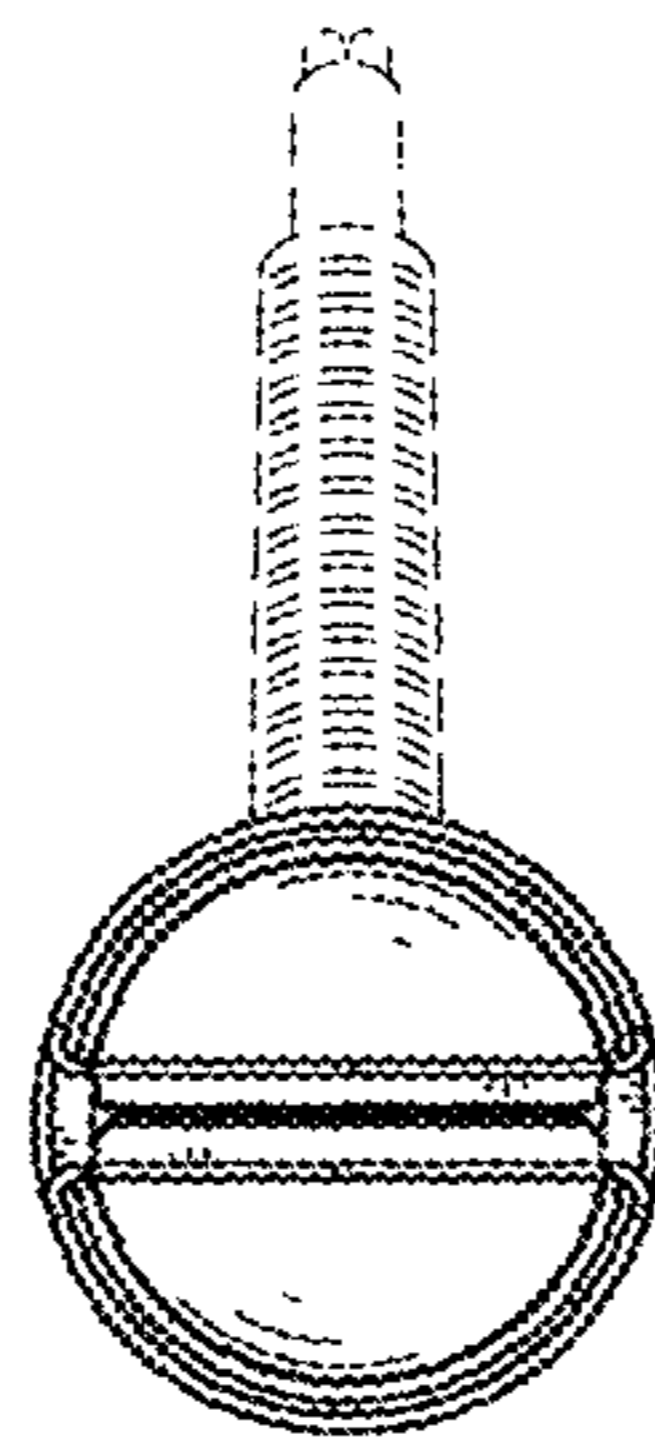


FIG. 7

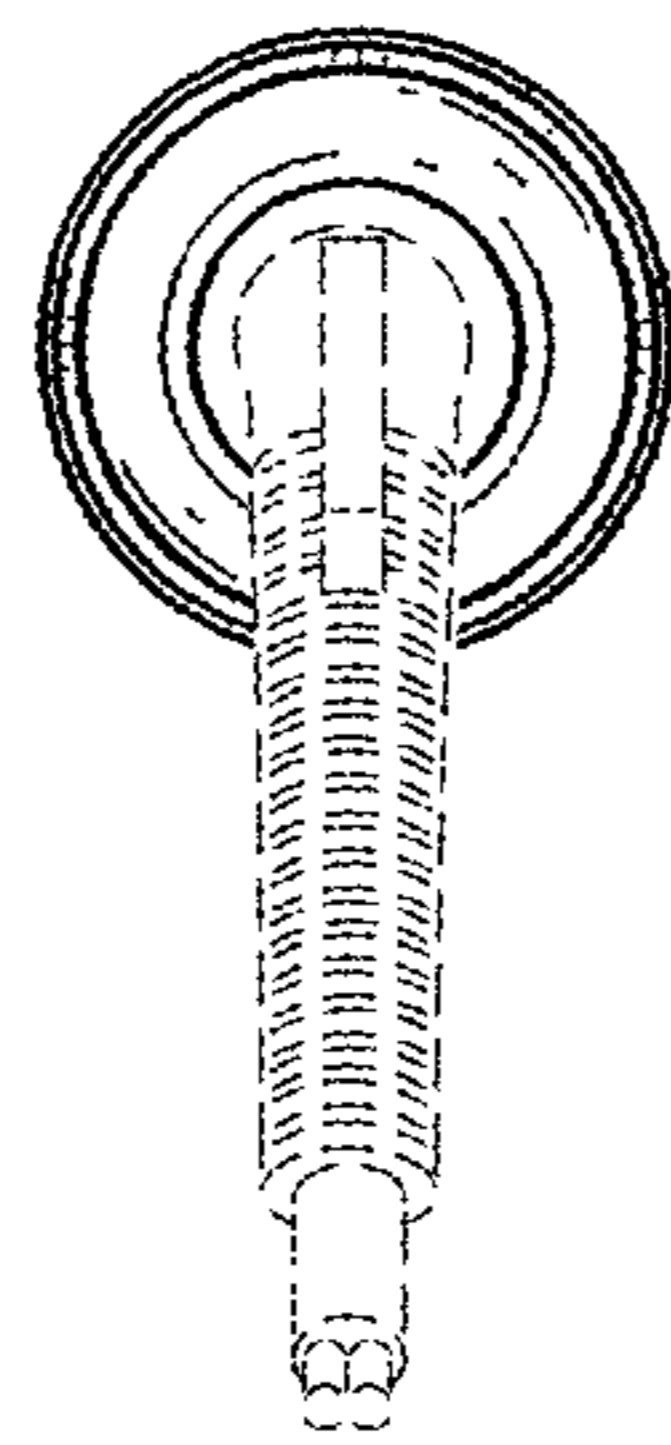


FIG. 8

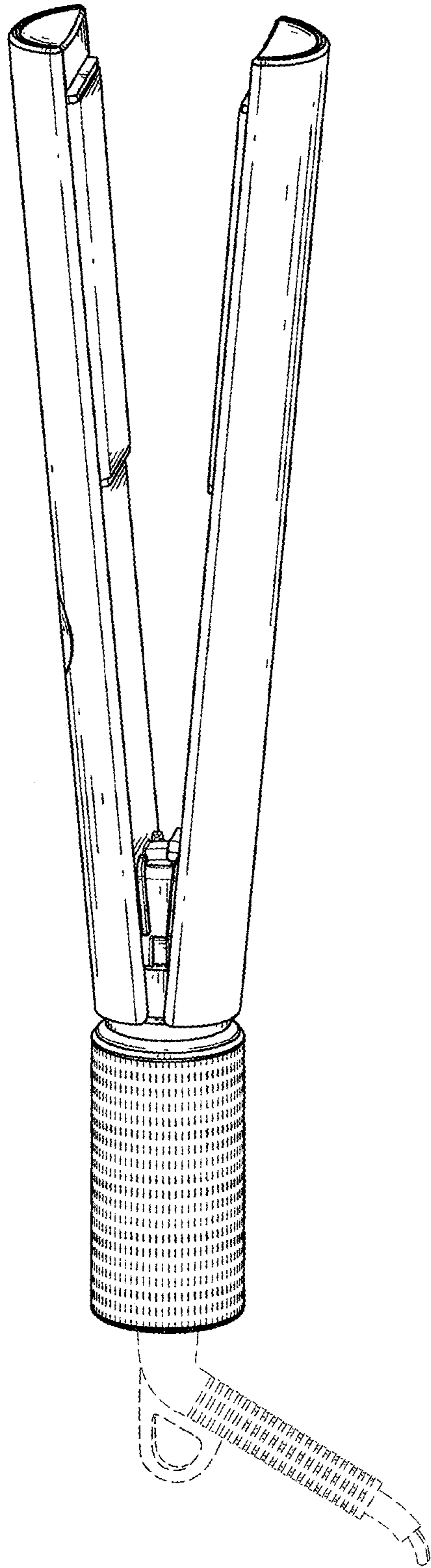


FIG. 9