



US00D919121S

(12) **United States Design Patent**
Ege et al.

(10) **Patent No.:** **US D919,121 S**
(45) **Date of Patent:** **** May 11, 2021**

- (54) **DOOR**
- (71) Applicant: **Masonite Corporation**, Tampa, FL (US)
- (72) Inventors: **Patrick C. Ege**, Westmont, IL (US);
Dale Di Iulio, Waukesha, WI (US)
- (73) Assignee: **Masonite Corporation**, Tampa, FL (US)
- (**) Term: **15 Years**
- (21) Appl. No.: **29/733,597**
- (22) Filed: **May 5, 2020**

Related U.S. Application Data

- (60) Division of application No. 29/660,996, filed on Aug. 23, 2018, now Pat. No. Des. 883,521, which is a continuation of application No. 15/794,404, filed on Oct. 26, 2017, now abandoned.
- (51) **LOC (13) Cl.** **25-02**
- (52) **U.S. Cl.**
USPC **D25/48.3**
- (58) **Field of Classification Search**
USPC D25/48.1, 48.3, 48.4, 48.5, 138
CPC E06B 3/58; E06B 3/72; E06B 3/78; E06B 3/485; E06B 3/4636; E06B 3/5892; E06B 3/7001; E06B 3/7015; E06B 3/822; E06B 2003/7044; E06B 2003/7048; E06B 1/04; E06B 1/006; E06B 1/524; E06B 5/00; E04C 2/36
See application file for complete search history.

References Cited

U.S. PATENT DOCUMENTS

- 1,548,235 A * 8/1925 Zahner E06B 3/723
52/455
- 1,750,428 A * 3/1930 Pearson E06B 3/5892
52/800.16

- 1,797,440 A * 3/1931 New E06B 3/5892
52/844
 - 1,844,817 A * 2/1932 Determann E06B 3/5892
52/455
 - 2,429,395 A * 10/1947 Claud-Mantle E06B 3/4654
16/92
 - 6,185,894 B1 * 2/2001 Sisco E06B 3/725
52/455
 - D566,296 S * 4/2008 Walsh D25/138
 - D616,117 S * 5/2010 Steiber D25/136
 - D789,553 S * 6/2017 Allen D25/48.3
 - D790,728 S * 6/2017 Allen D25/48.3
 - D802,795 S * 11/2017 Gouge D25/48.3
 - D827,860 S * 9/2018 Allen D25/48.3
 - D844,175 S * 3/2019 Allen D25/48.3
- (Continued)

FOREIGN PATENT DOCUMENTS

- CN 300859556 * 12/2008
 - CN 302866686 * 7/2014
- (Continued)

Primary Examiner — Leanne Was-Englehart

(74) *Attorney, Agent, or Firm* — Berenato & White, LLC

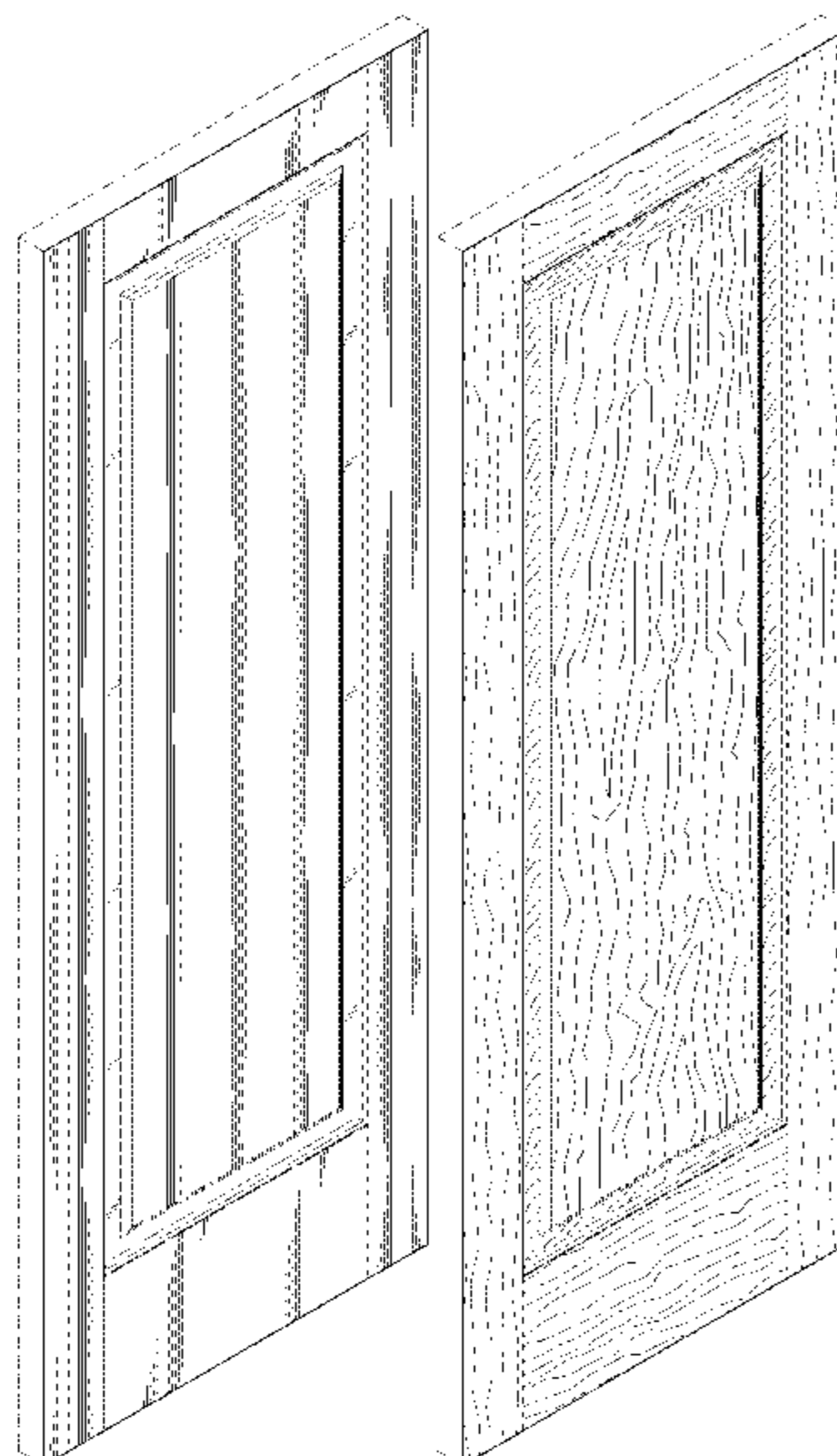
(57) **CLAIM**

The ornamental design for a door, as shown and described.

DESCRIPTION

FIG. 1 is a front perspective view of a first door;
 FIG. 2 is a front elevational view, with the rear view being a mirror image thereof;
 FIG. 3 is a front perspective view of a second door; and,
 FIG. 4 is a front elevational view, with the rear view being a mirror image thereof.
 The broken lines depict portions of the door that form no part of the claimed design.

1 Claim, 4 Drawing Sheets



(56)

References Cited

U.S. PATENT DOCUMENTS

D883,521 S * 5/2020 Ege E06B 3/7001
D25/48.3
2004/0103615 A1* 6/2004 Lynch E06B 3/7001
52/784.1
2015/0360445 A1* 12/2015 Cai E06B 3/5892
428/172
2019/0234135 A1* 8/2019 Ege E06B 3/7001

FOREIGN PATENT DOCUMENTS

EM 000587449-0001 * 12/2006
IN 259399-0001 * 12/2014

* cited by examiner

FIG. 1




FIG. 2




FIG. 3

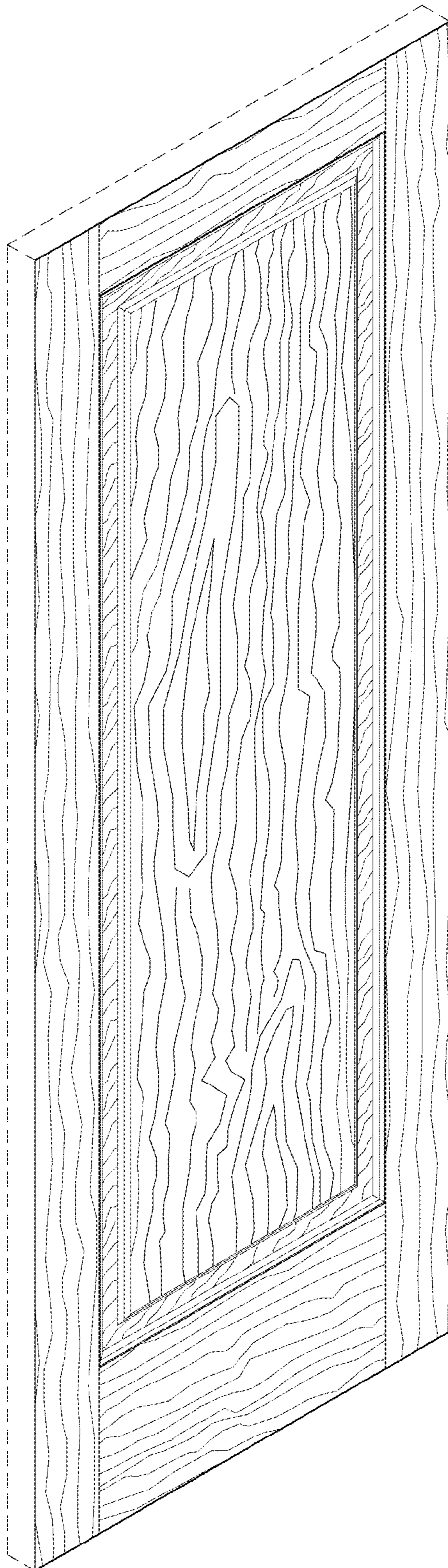


FIG. 4

