



US00D919085S

(12) **United States Design Patent**
Wilcox

(10) **Patent No.:** **US D919,085 S**

(45) **Date of Patent:** **** May 11, 2021**

(54) **FILTER THREAD CONVERTER**

(71) Applicant: **Avon Protection Systems, Inc.,**
Cadillac, MI (US)

(72) Inventor: **James Wilcox,** Cadillac, MI (US)

(73) Assignee: **Avon Protection Systems, Inc.,**
Cadillac, MI (US)

(**) Term: **15 Years**

(21) Appl. No.: **29/604,178**

(22) Filed: **May 16, 2017**

(51) **LOC (13) Cl.** **24-02**

(52) **U.S. Cl.**
USPC **D24/129**

(58) **Field of Classification Search**
USPC D24/112–114, 108, 130, 127, 133, 186;
606/181, 185; 604/264, 523–528, 272,
604/164.01–164.11, 187, 93.01; 600/101,
600/139, 143; 128/200.24, 207.14,
128/207.15

CPC .. A61M 25/065; A61M 5/42; A61M 25/0612;
A61M 25/00; A61M 39/00; A61M 27/00;
A61M 25/0043; A61M 25/0067; A61M
25/0097; A61F 2/958

See application file for complete search history.

(56) **References Cited**

U.S. PATENT DOCUMENTS

D496,101 S * 9/2004 Davison D24/112
D616,093 S * 5/2010 Kawamura D24/130

D616,094 S * 5/2010 Boone, III D24/133
7,775,990 B2 * 8/2010 DeHart A61B 5/150022
600/573
D683,451 S * 5/2013 Todd D24/118
D720,068 S * 12/2014 Oberlaender D24/133
D742,528 S * 11/2015 Huffman D24/186
D812,223 S * 3/2018 Evans D24/130
D815,279 S * 4/2018 Darras D24/130
10,307,581 B2 * 6/2019 Hibdon A61M 39/0208
D867,880 S * 11/2019 Sacchetti D9/440

* cited by examiner

Primary Examiner — David G Muller

(74) *Attorney, Agent, or Firm* — McGarry Bair PC

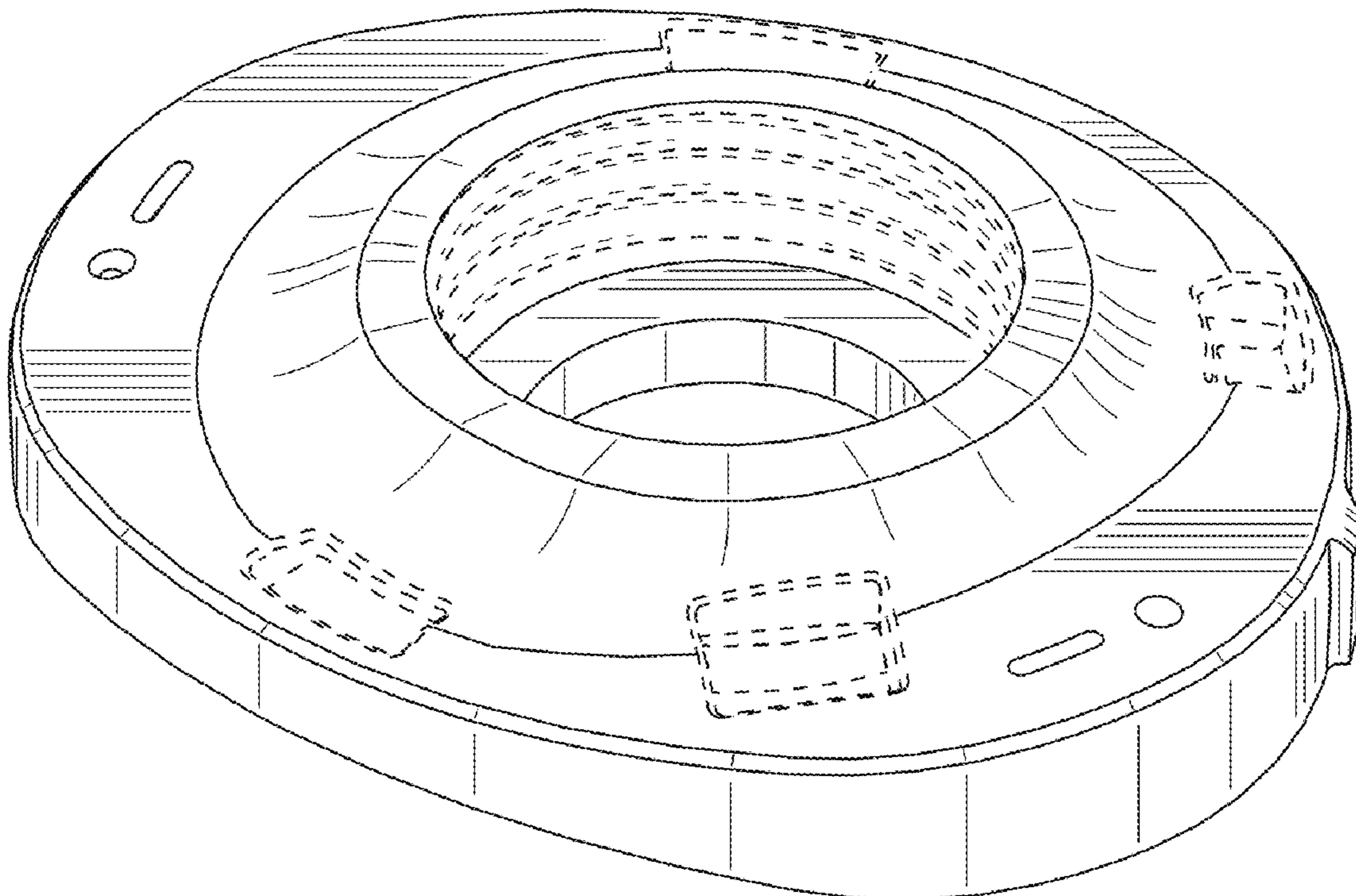
(57) **CLAIM**

The ornamental design for a filter thread converter, as shown and described.

DESCRIPTION

FIG. 1 is a top isometric view of a filter thread converter according to an embodiment of the invention; FIG. 2 is a top plan view of the filter thread converter of FIG. 1; FIG. 3 is a bottom view of the filter thread converter of FIG. 1; and, FIG. 4 is a side view of the filter thread converter of FIG. 1, the right and left sides begin identical. The broken line showing of parts of the drawings is included for the purpose of illustrating use and environment and forms no part of the claimed design.

1 Claim, 4 Drawing Sheets



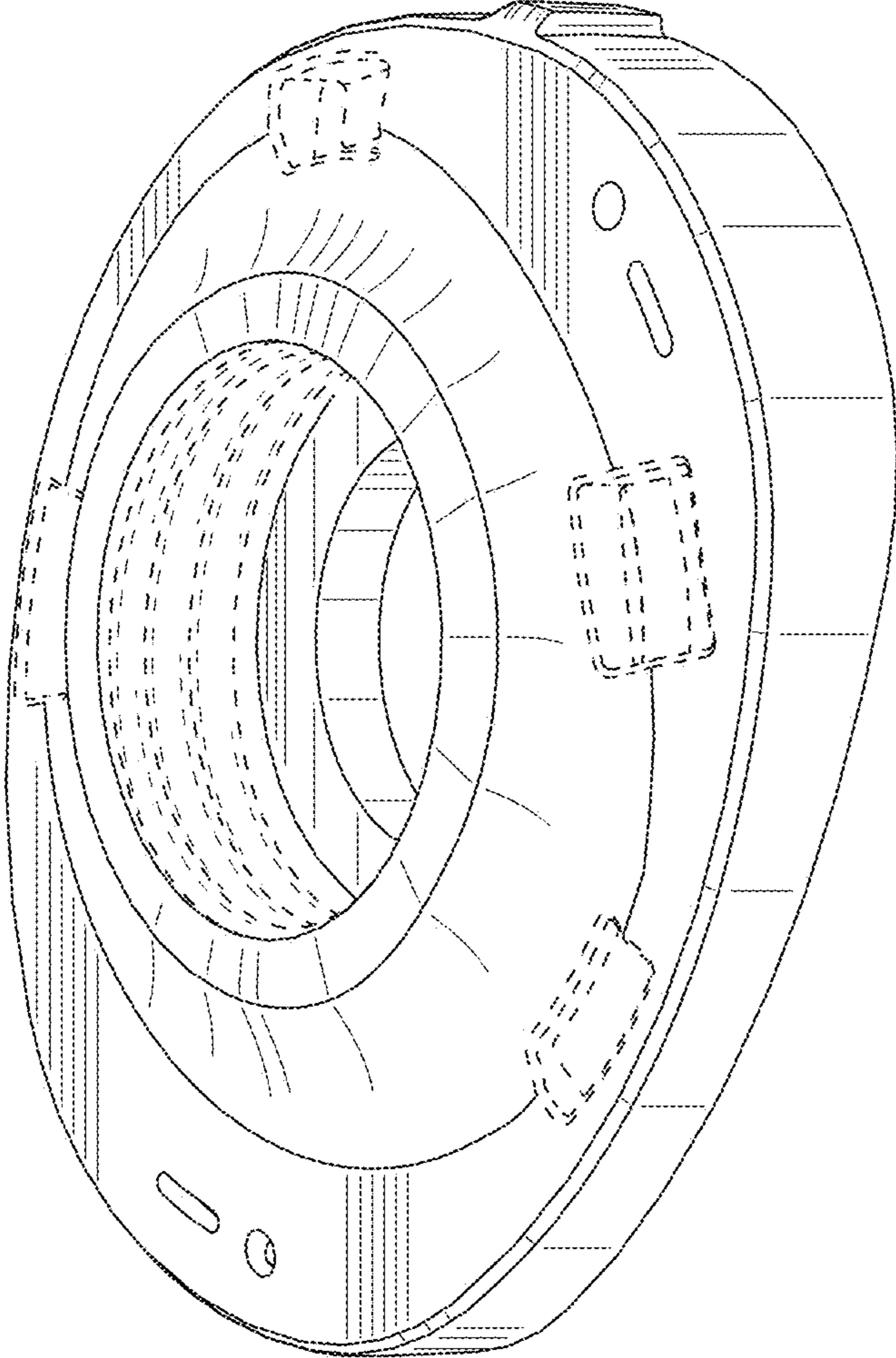


FIG. 1

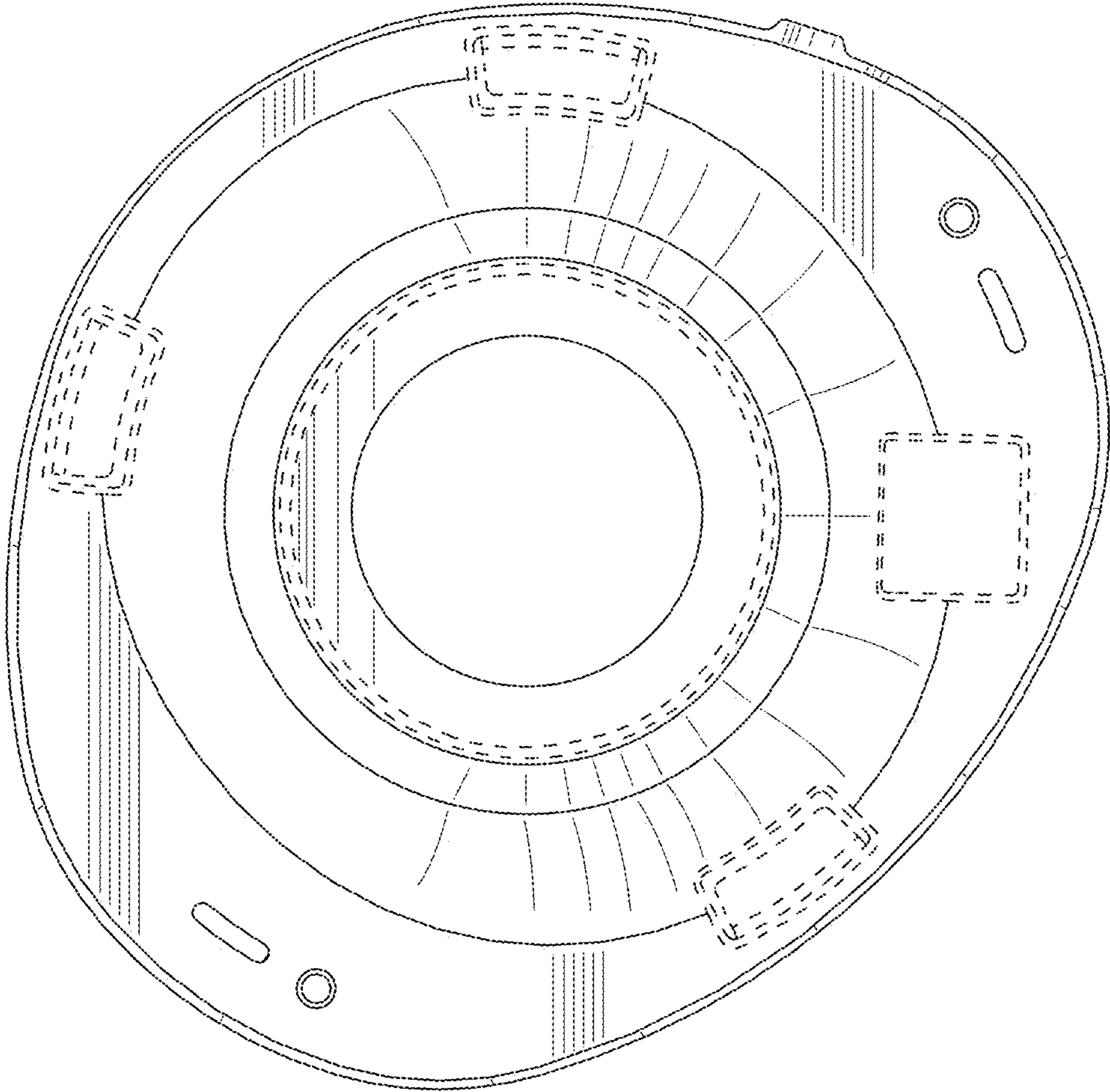


FIG. 2

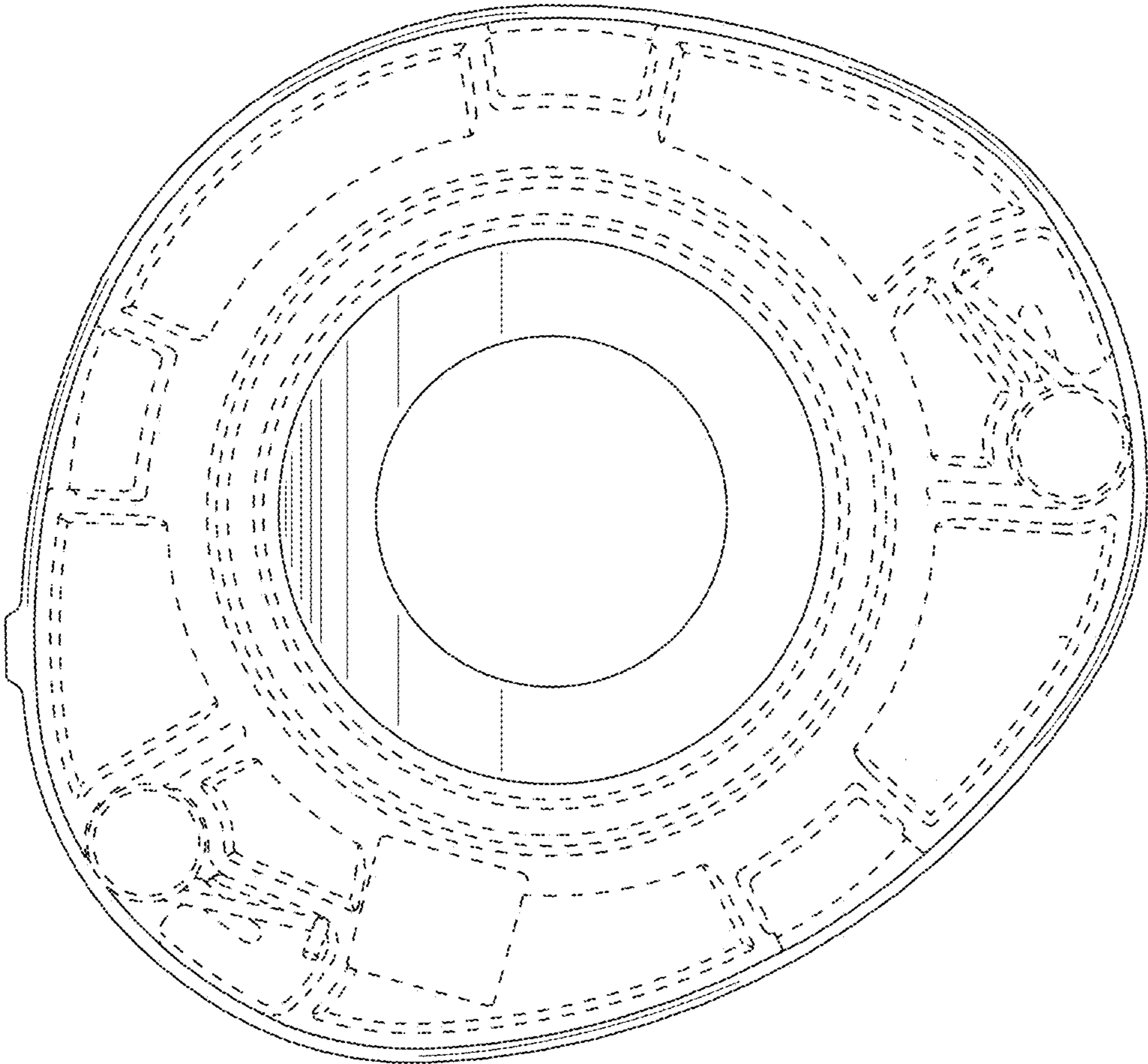


FIG. 3

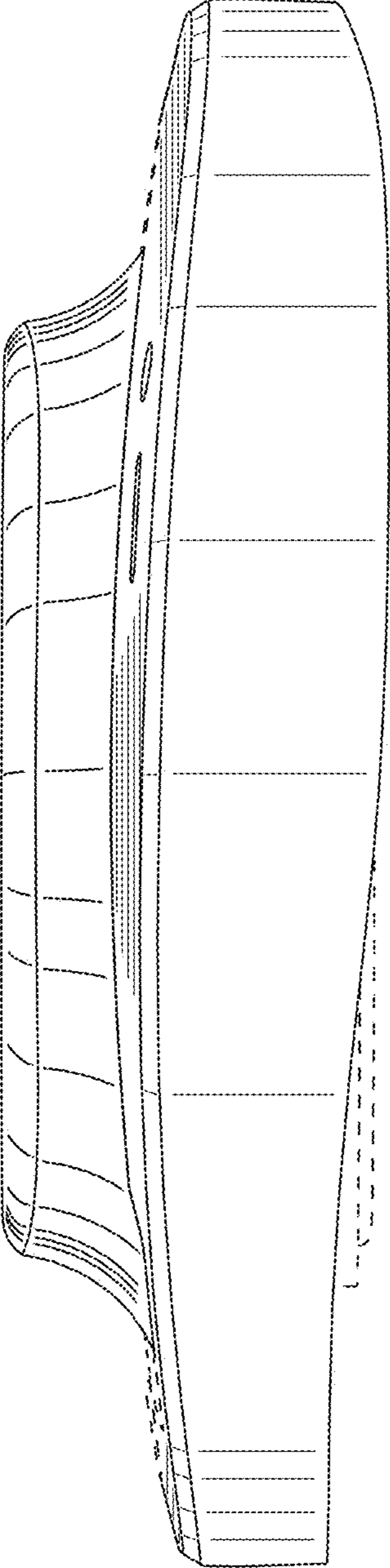


FIG. 4