



US00D919068S

(12) **United States Design Patent**
Jang et al.

(10) **Patent No.:** **US D919,068 S**

(45) **Date of Patent:** **** May 11, 2021**

(54) **FAN WITH AIR PURIFICATION FUNCTION**

(71) Applicant: **LG ELECTRONICS INC.**, Seoul (KR)

(72) Inventors: **Hosik Jang**, Seoul (KR); **Kibbum Park**, Seoul (KR); **Seungho Baek**, Seoul (KR); **Hyein Jung**, Seoul (KR)

(73) Assignee: **LG Electronics Inc.**, Seoul (KR)

(**) Term: **15 Years**

(21) Appl. No.: **29/726,600**

(22) Filed: **Mar. 4, 2020**

(30) **Foreign Application Priority Data**

Sep. 17, 2019 (JP) 2019-020784

(51) **LOC (13) Cl.** **23-04**

(52) **U.S. Cl.**
USPC **D23/364**

(58) **Field of Classification Search**

USPC D23/355–366, 352, 369, 332, 333, 335,
D23/336, 342, 351; 422/120, 122;
55/356, 473, 504; 96/97; 261/DIG. 17,
261/DIG. 65, DIG. 88, DIG. 31
CPC .. A61L 9/16; A61L 9/22; B01D 47/00; B01D
47/027; B01D 2221/02; B01D 2259/4508;
B03C 3/155; B03C 3/368; F24F 3/16;
F24F 13/20; F24F 13/28

See application file for complete search history.

(56) **References Cited**

U.S. PATENT DOCUMENTS

D491,654 S * 6/2004 Gatchell D23/364
D495,043 S * 8/2004 Gatchell D23/364

D515,187 S * 2/2006 Blateri D23/336
D551,329 S * 9/2007 Cheng D23/364
D558,319 S * 12/2007 Ishiguro D23/356
D588,686 S * 3/2009 Spiegel D23/364
D594,954 S * 6/2009 Wheatley D23/366
D633,609 S * 3/2011 Shapiro D23/314
D643,102 S * 8/2011 Abbondanzio D23/366
D768,834 S * 10/2016 Schuller D23/366
D770,023 S * 10/2016 Bertani D23/332
D771,784 S * 11/2016 McDonnell D23/356
D773,028 S * 11/2016 Tang D23/370

* cited by examiner

Primary Examiner — David G Muller

(74) *Attorney, Agent, or Firm* — Birch, Stewart, Kolasch & Birch, LLP

(57) **CLAIM**

We claim the ornamental design for a fan with air purification function, as shown and described.

DESCRIPTION

FIG. 1 is a perspective view of a fan with air purification function showing the new design.

FIG. 2 is a front elevation view thereof;

FIG. 3 is a rear elevation view thereof;

FIG. 4 is a left-side elevation view thereof;

FIG. 5 is a right-side elevation view thereof;

FIG. 6 is a top plan view thereof; and,

FIG. 7 is a bottom plan view thereof.

The parts shown by means of broken lines in the drawing figures are not part of the claimed design.

1 Claim, 7 Drawing Sheets

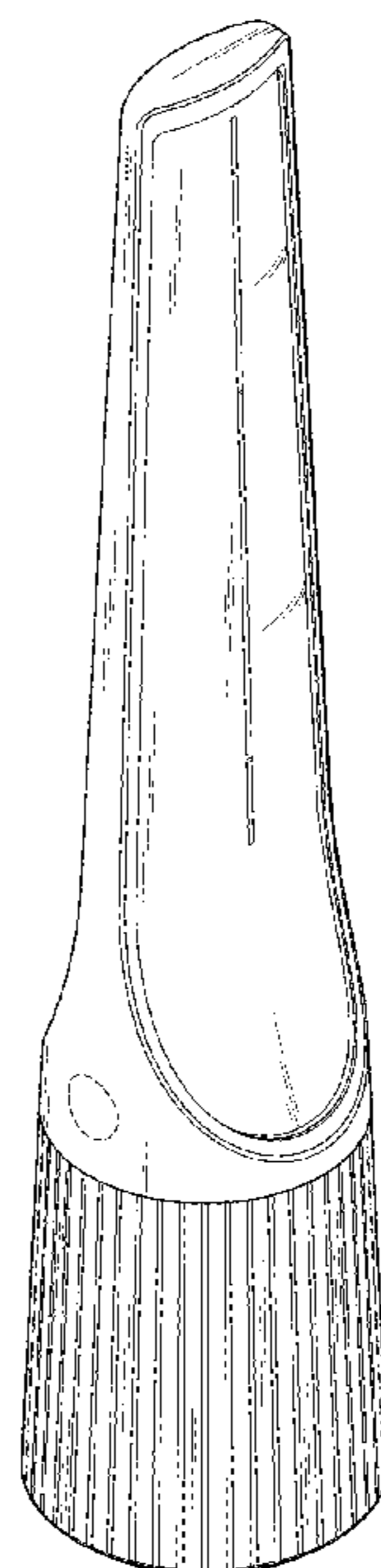


FIG. 1

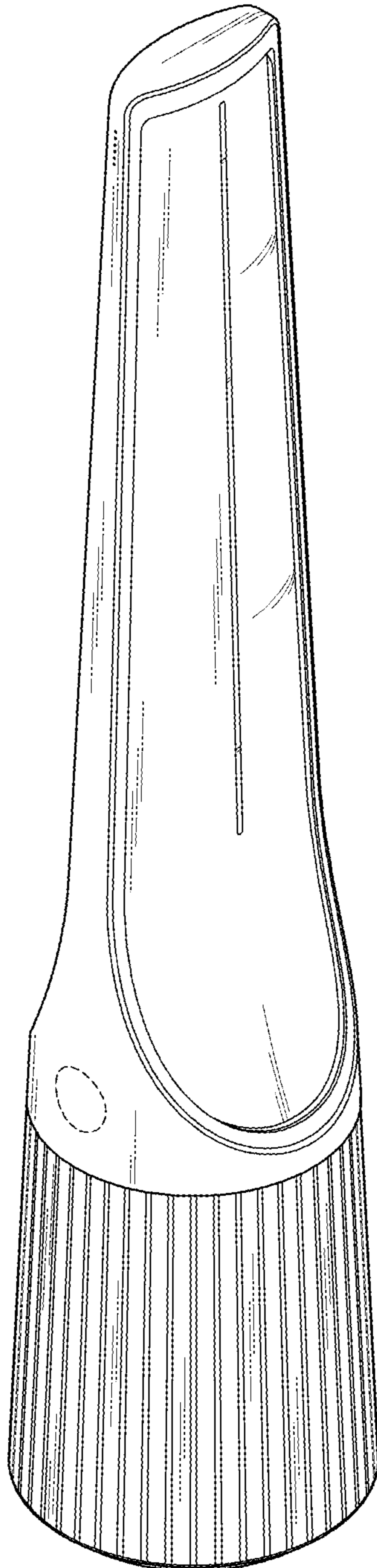


FIG. 2

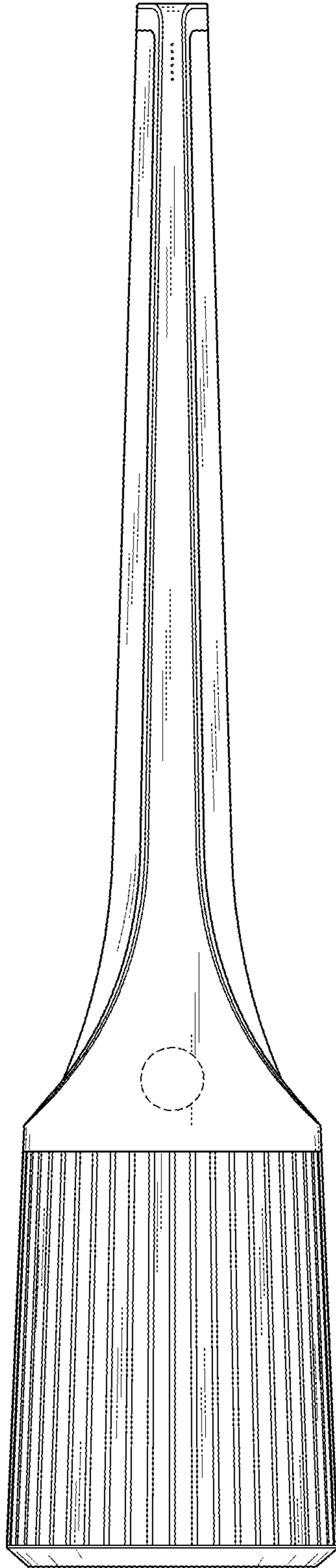


FIG. 3

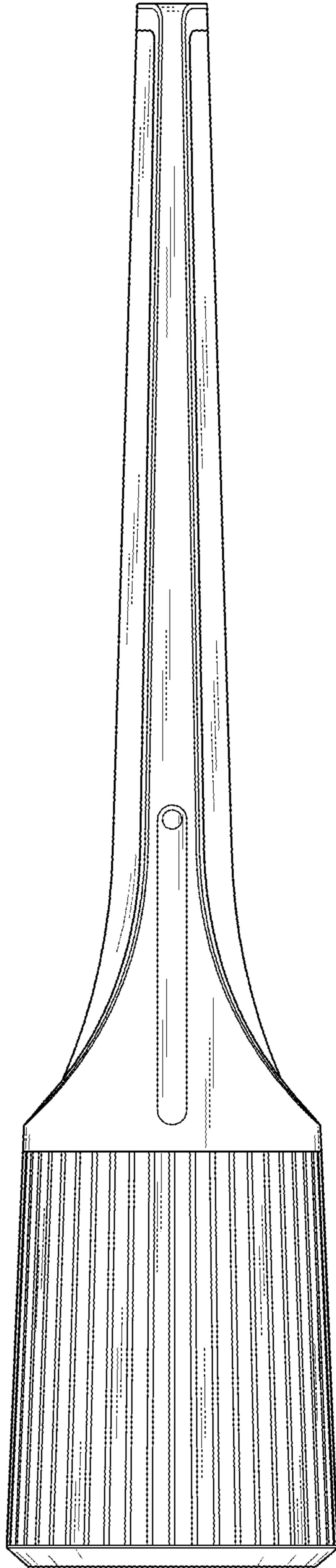


FIG. 4

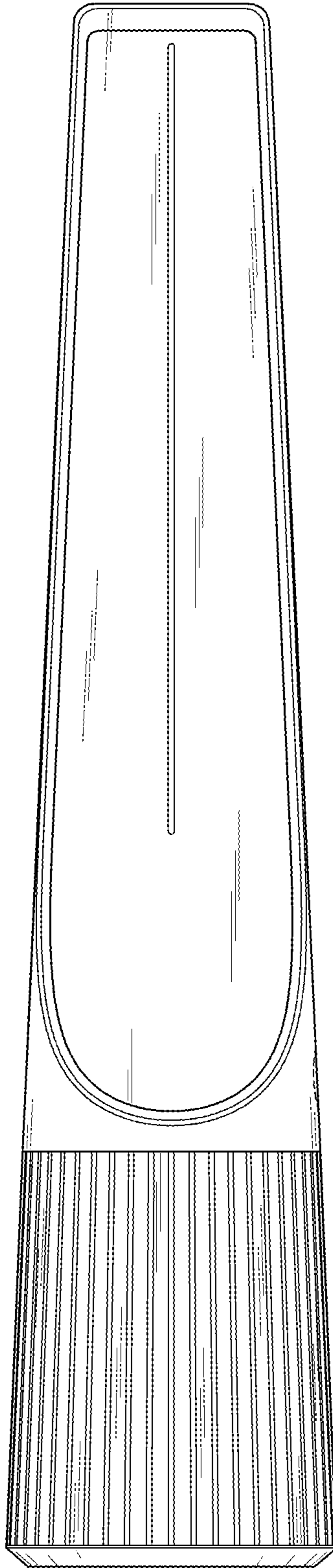


FIG. 5

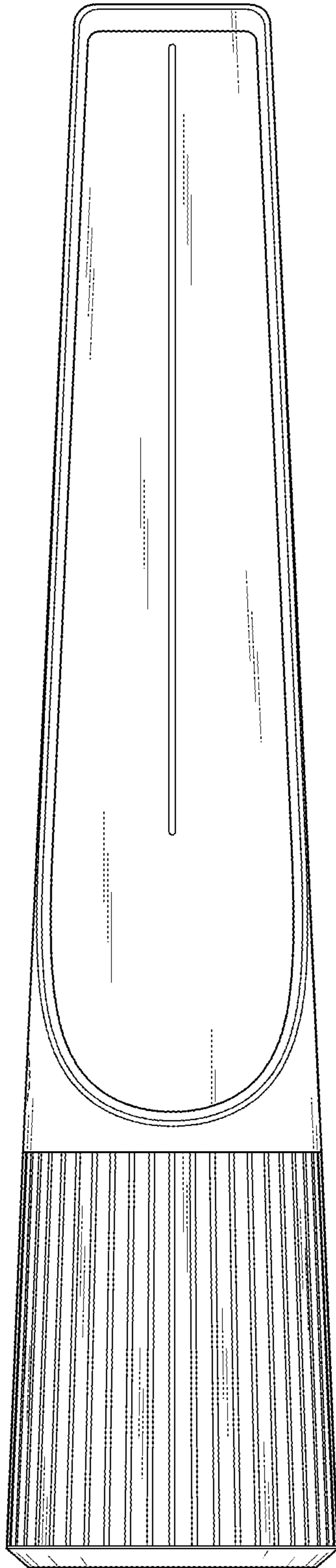


FIG. 6

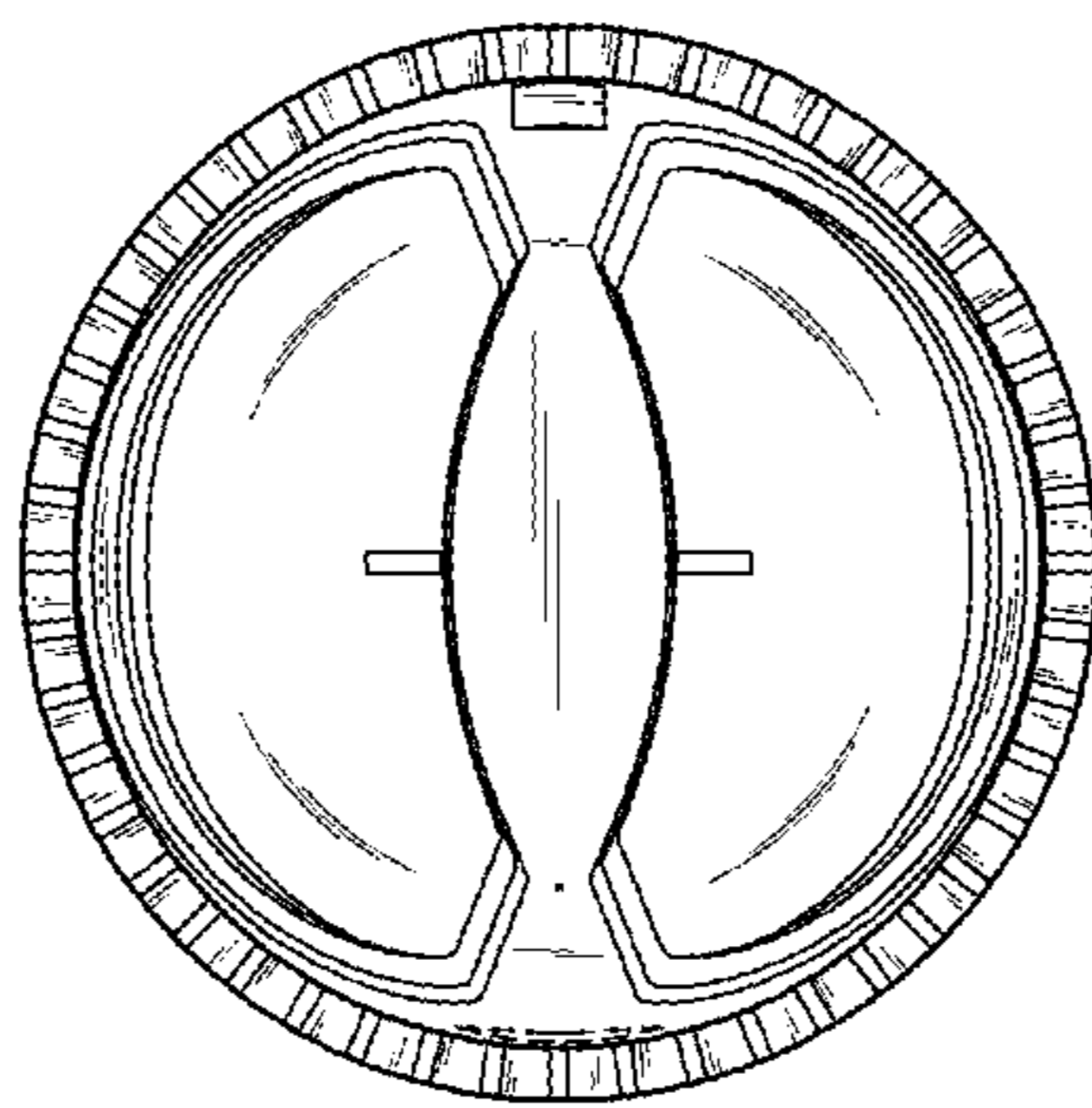


FIG. 7

