



US00D919067S

(12) **United States Design Patent**  
**Jang et al.**

(10) **Patent No.:** **US D919,067 S**

(45) **Date of Patent:** **\*\* May 11, 2021**

(54) **FAN WITH AIR PURIFICATION FUNCTION**

(71) Applicant: **LG ELECTRONICS INC.**, Seoul (KR)

(72) Inventors: **Hosik Jang**, Seoul (KR); **Kibbum Park**, Seoul (KR); **Seungho Baek**, Seoul (KR); **Hyein Jung**, Seoul (KR)

(73) Assignee: **LG Electronics Inc.**, Seoul (KR)

(\*\*) Term: **15 Years**

(21) Appl. No.: **29/726,594**

(22) Filed: **Mar. 4, 2020**

(30) **Foreign Application Priority Data**

Sep. 17, 2019 (JP) ..... 2019-020787

(51) **LOC (13) Cl.** ..... **23-04**

(52) **U.S. Cl.**  
USPC ..... **D23/364**

(58) **Field of Classification Search**  
USPC ..... D23/355–366, 352, 369, 332, 333, 335,  
D23/336, 342, 351; 422/120, 122;  
55/356, 473, 504; 96/97; 261/DIG. 17,  
261/DIG. 65, DIG. 88, DIG. 31  
CPC .. A61L 9/16; A61L 9/22; B01D 47/00; B01D  
47/027; B01D 2221/02; B01D 2259/4508;  
B03C 3/155; B03C 3/368; F24F 3/16;  
F24F 13/20; F24F 13/28  
See application file for complete search history.

(56) **References Cited**

**U.S. PATENT DOCUMENTS**

D491,654 S \* 6/2004 Gatchell ..... D23/364  
D495,043 S \* 8/2004 Gatchell ..... D23/364

D515,187 S \* 2/2006 Blateri ..... D23/336  
D551,329 S \* 9/2007 Cheng ..... D23/364  
D558,319 S \* 12/2007 Ishiguro ..... D23/356  
D588,686 S \* 3/2009 Spiegel ..... D23/364  
D594,954 S \* 6/2009 Wheatley ..... D23/366  
D633,609 S \* 3/2011 Shapiro ..... D23/314  
D643,102 S \* 8/2011 Abbondanzio ..... D23/366  
D768,834 S \* 10/2016 Schuller ..... D23/366  
D770,023 S \* 10/2016 Bertani ..... D23/332  
D771,784 S \* 11/2016 McDonnell ..... D23/356  
D773,028 S \* 11/2016 Tang ..... D23/370

\* cited by examiner

*Primary Examiner* — David G Muller

(74) *Attorney, Agent, or Firm* — Birch, Stewart, Kolasch & Birch, LLP

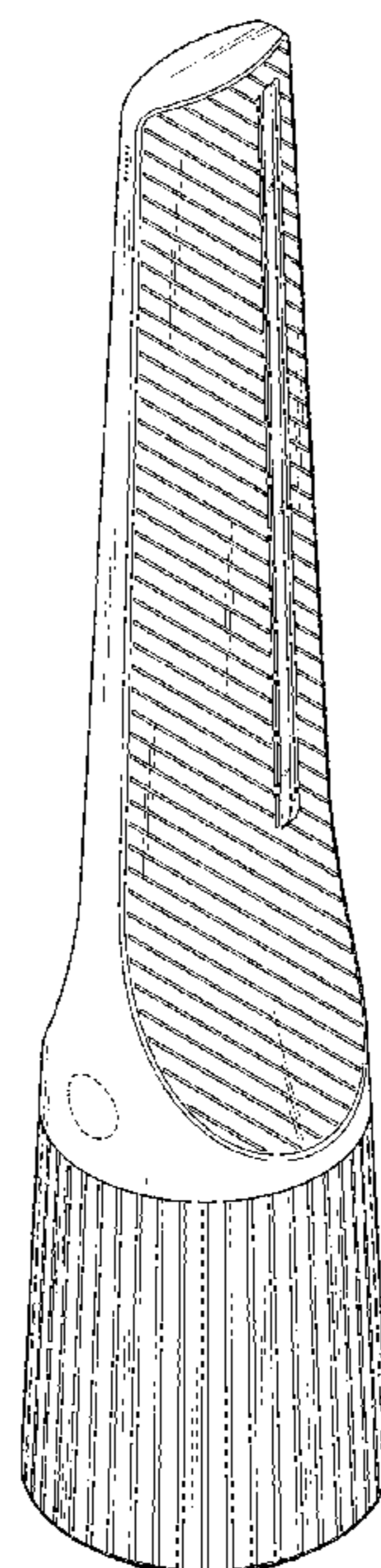
(57) **CLAIM**

We claim the ornamental design for a fan with air purification function, as shown and described.

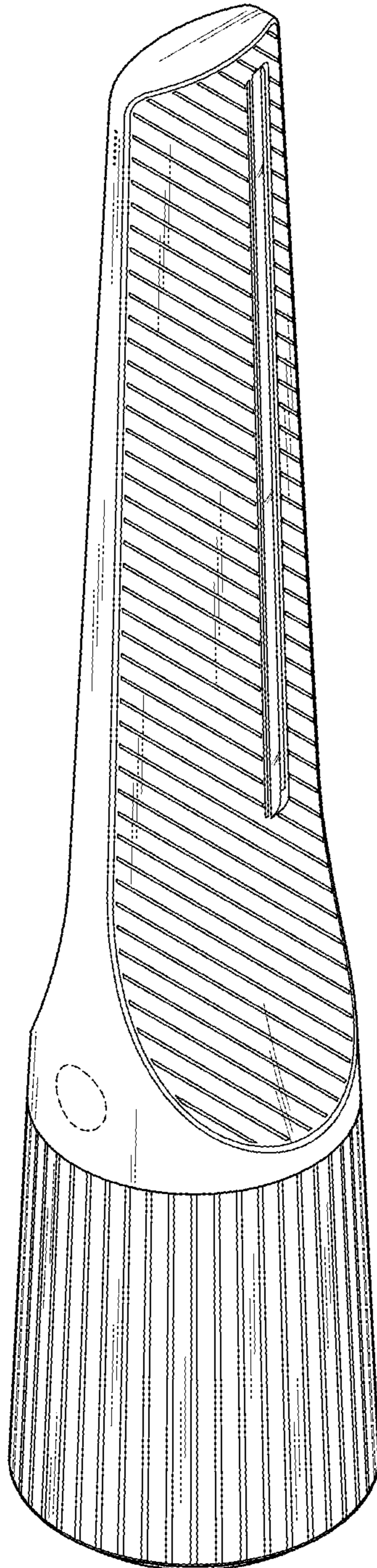
**DESCRIPTION**

FIG. 1 is a perspective view of a fan with air purification function showing the new design;  
FIG. 2 is a front elevation view thereof;  
FIG. 3 is a rear elevation view thereof;  
FIG. 4 is a left-side elevation view thereof;  
FIG. 5 is a right-side elevation view thereof;  
FIG. 6 is a top plan view thereof; and,  
FIG. 7 is a bottom plan view thereof.  
The parts shown by means of broken lines in the drawing figures are not part of the claimed design.

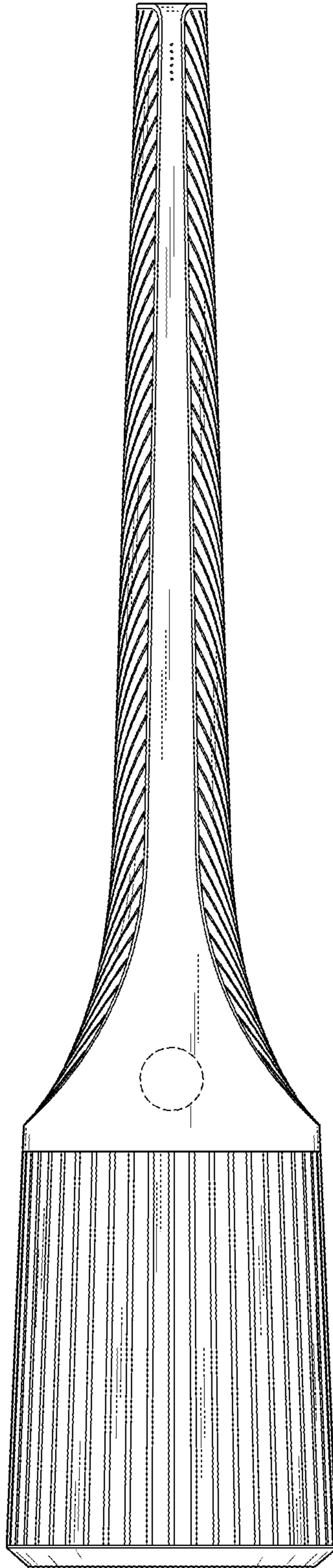
**1 Claim, 7 Drawing Sheets**



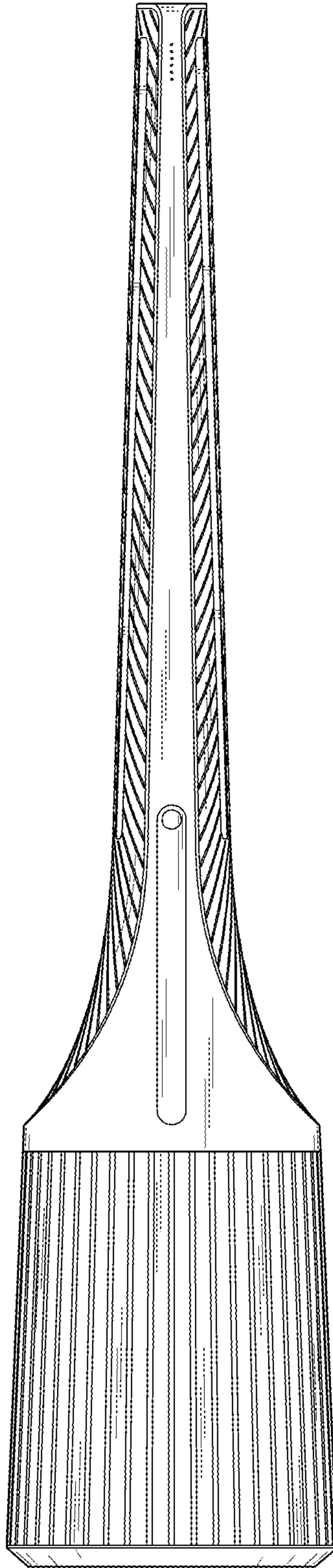
*FIG. 1*



*FIG. 2*

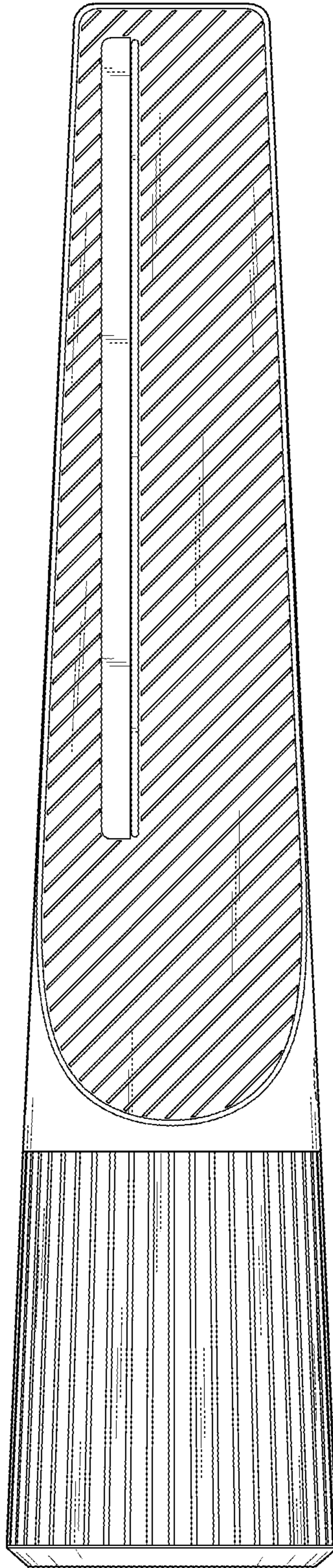


*FIG. 3*

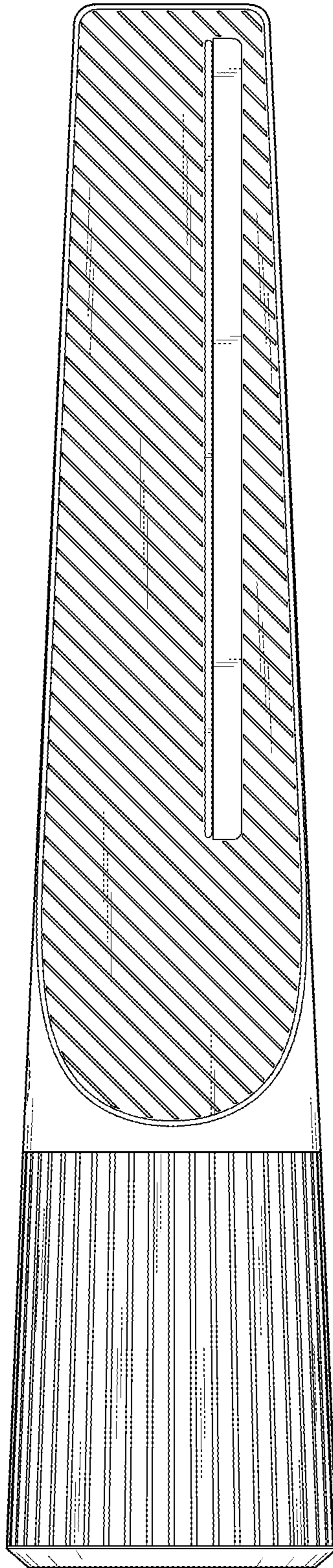




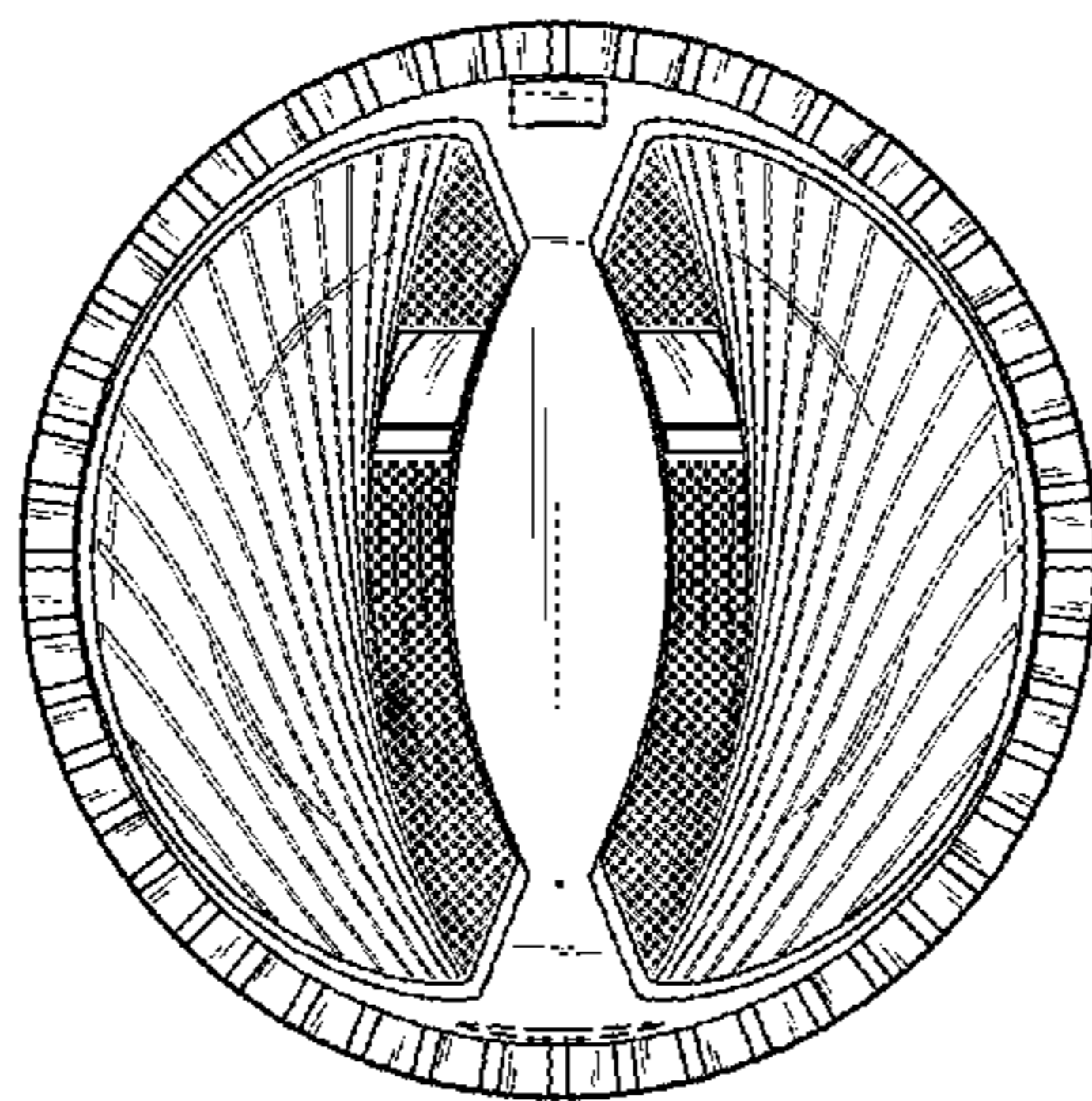
*FIG. 4*



*FIG. 5*



*FIG. 6*



*FIG. 7*

