



US00D919058S

(12) **United States Design Patent** (10) **Patent No.:** **US D919,058 S**  
**Widya** (45) **Date of Patent:** **\*\* May 11, 2021**

(54) **ONE-WAY FLOW SPOUT INSERT**

(71) Applicant: **Ronald D Widya**, Richmond Hill (CA)

(72) Inventor: **Ronald D Widya**, Richmond Hill (CA)

(\*\*) Term: **15 Years**

(21) Appl. No.: **29/721,591**

(22) Filed: **Jan. 22, 2020**

(51) **LOC (13) Cl.** ..... **23-01**

(52) **U.S. Cl.**  
USPC ..... **D23/258; D23/237**

(58) **Field of Classification Search**  
USPC ..... D23/209, 210, 213, 214, 215, 223, 224,  
D23/226, 229, 230, 235-237, 258  
CPC ..... A61H 9/0021; A61H 33/00; B05B 1/00;  
B05B 1/14; B05B 1/185; B05B 1/08;  
B05B 1/02; B05B 1/26; B05B 12/002;  
B05B 1/18; B05B 9/01; F16K 15/048;  
F16K 15/04; Y10T 137/791; Y10T  
137/7918

See application file for complete search history.

(56) **References Cited**

**U.S. PATENT DOCUMENTS**

|                   |         |             |       |              |
|-------------------|---------|-------------|-------|--------------|
| D139,830 S *      | 12/1944 | Pool        | ..... | D23/258      |
| D364,210 S *      | 11/1995 | Loerop      | ..... | D23/237      |
| 5,593,292 A *     | 1/1997  | Ivey        | ..... | F04B 53/1007 |
|                   |         |             |       | 137/533.15   |
| 6,685,451 B1 *    | 2/2004  | Ivey        | ..... | F04B 47/02   |
|                   |         |             |       | 137/533.19   |
| 9,719,604 B2 *    | 8/2017  | Christensen | ..... | F16K 17/0406 |
| 10,100,940 B2 *   | 10/2018 | Canatella   | ..... | F16K 15/04   |
| 10,550,950 B2 *   | 2/2020  | Bair        | ..... | E21B 34/06   |
| D904,557 S *      | 12/2020 | Botos       | ..... | D23/209      |
| 2002/0041049 A1 * | 4/2002  | McCullough  | ..... | B29C 48/15   |
|                   |         |             |       | 264/136      |

(Continued)

**OTHER PUBLICATIONS**

[https://www.amazon.com/T-H-Marine-Flow-Max-Scupper/dp/B000XBH4/ref=sr\\_1\\_28?dchild=1&keywords=clear+ball+check+valve&qid=1610493125&sr=8-28](https://www.amazon.com/T-H-Marine-Flow-Max-Scupper/dp/B000XBH4/ref=sr_1_28?dchild=1&keywords=clear+ball+check+valve&qid=1610493125&sr=8-28) (Year: 2001).\*

*Primary Examiner* — Jack Reickel

*Assistant Examiner* — Keith J Wilson

(74) *Attorney, Agent, or Firm* — Carson Patents®;  
Gregory D Carson

(57) **CLAIM**

I claim the ornamental design for the article, one-way flow spout insert, as herein shown and described.

**DESCRIPTION**

FIG. 1 is the one-way flow spout insert in three-dimensional view, highlighting the ball freely floating inside the tube of the device confined between the three screening arms at the top of the tube and the integrated circular ring seat inside the tube.

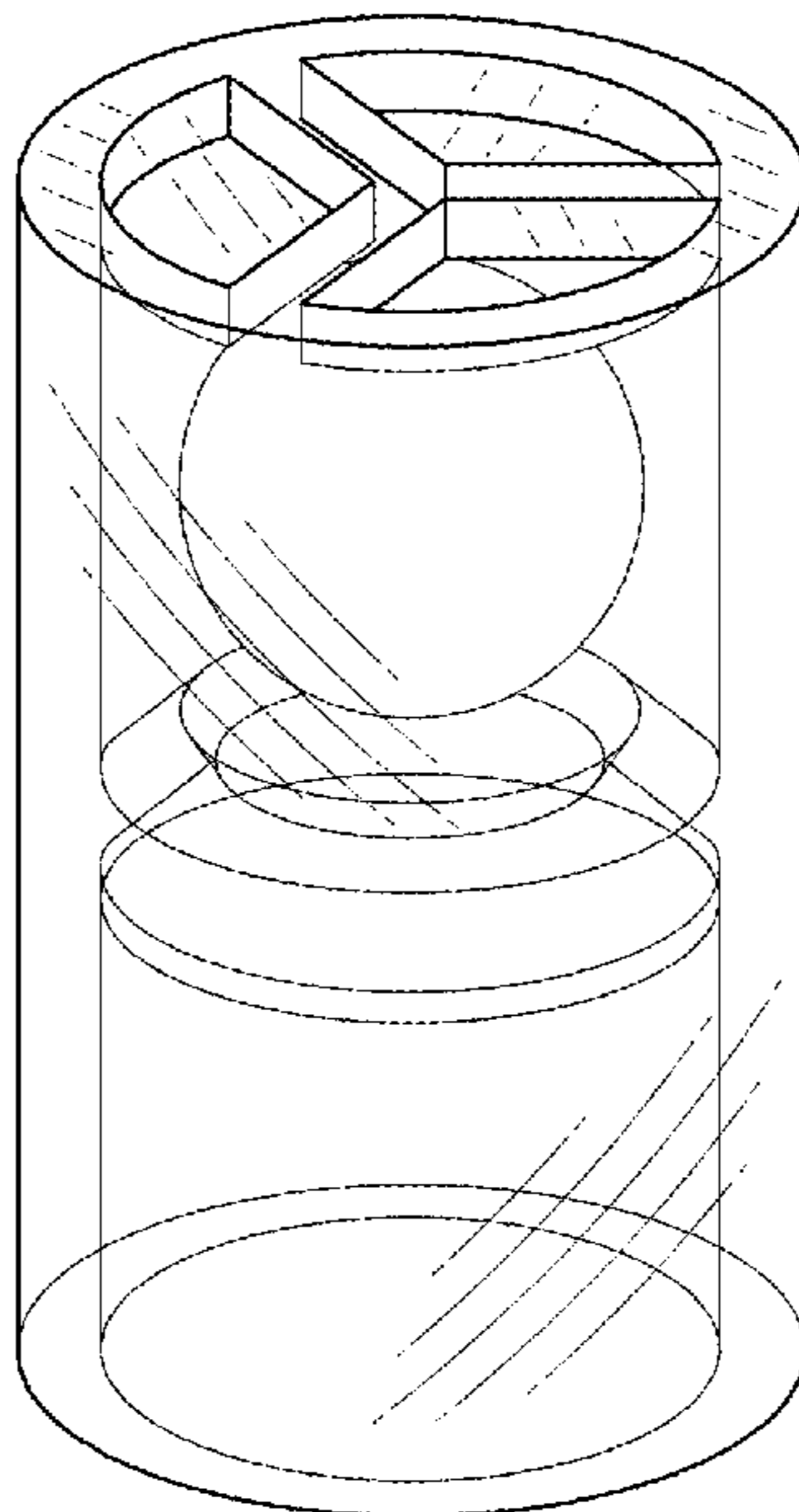
FIG. 2 is the front view of the one-way flow spout insert. FIG. 3 is the back view of the one-way flow spout insert. FIG. 4 is the left side view of the one-way flow spout insert. FIG. 5 is the right side view of the one-way flow spout insert. FIG. 6 is the top view of the one-way flow spout insert. The division line 8, as shown in this figure represents the cut-line for the half section view presented in FIG. 8 below.

FIG. 7 is the bottom view of the one-way flow spout insert; and,

FIG. 8 is the one-way flow spout insert in half section view, highlighting the ball freely floating inside the tube of the device confined between the three screening arms at the top of the tube and the integrated circular ring seat inside the tube.

The one-way flow spout insert is a distinctive one-way flow device insertable into a valve, spout, straw, stem, or tube which may be attached to a liquid containment vessel.

**1 Claim, 5 Drawing Sheets**



(56)

**References Cited**

U.S. PATENT DOCUMENTS

2006/0201557 A1\* 9/2006 Shieh ..... F16K 15/04  
137/533.11

\* cited by examiner

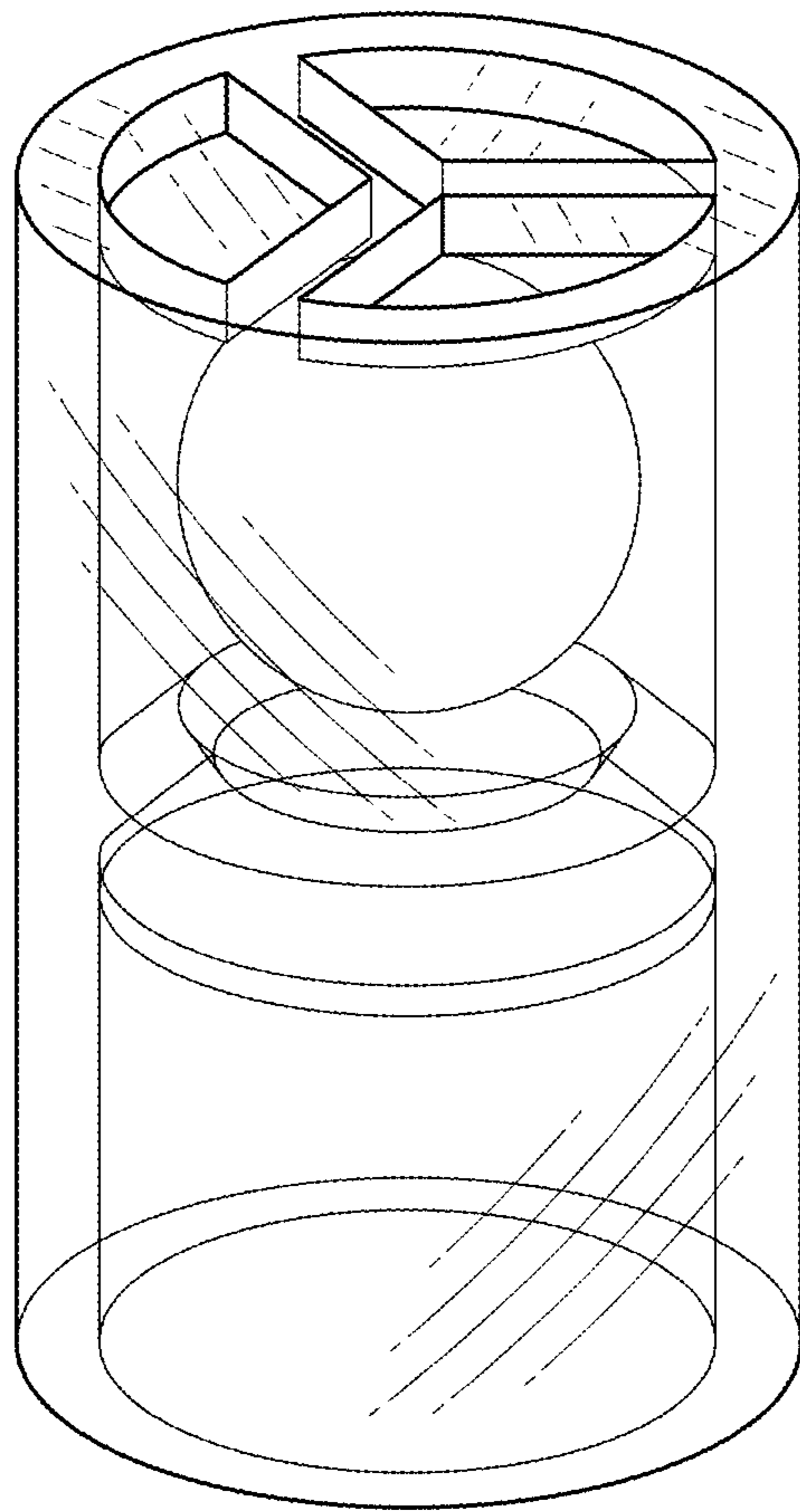


FIG. 1

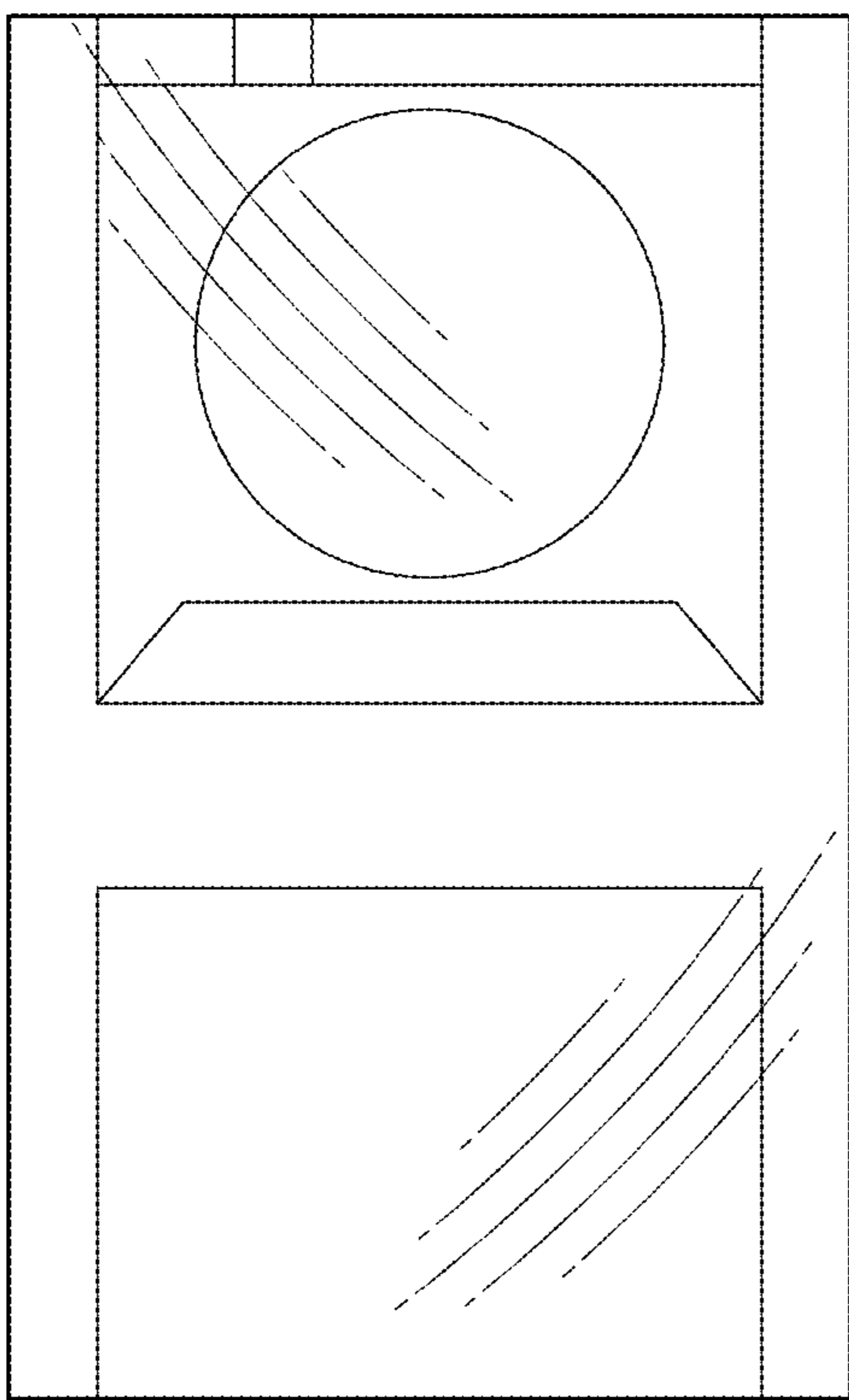


FIG. 2

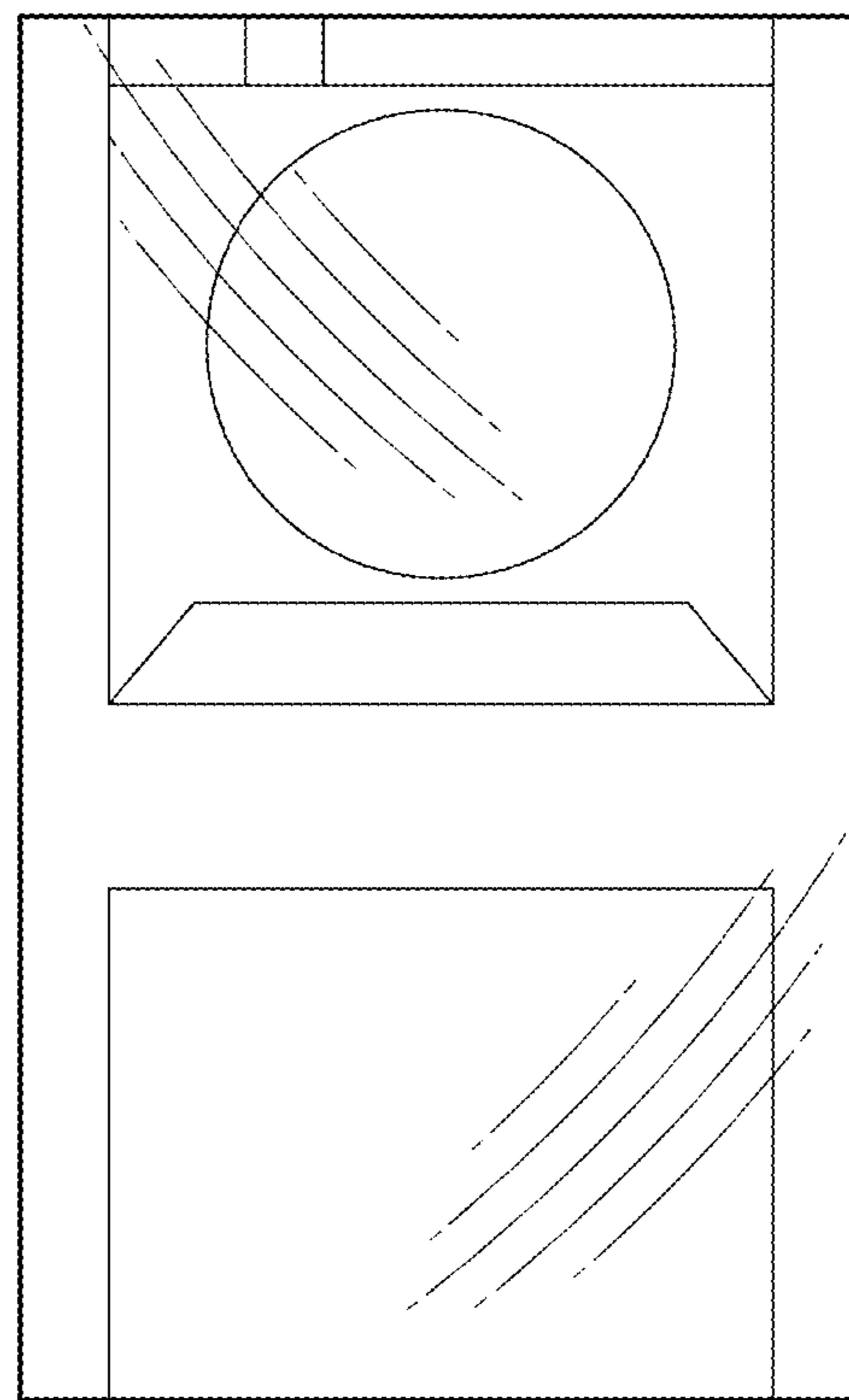


FIG. 3

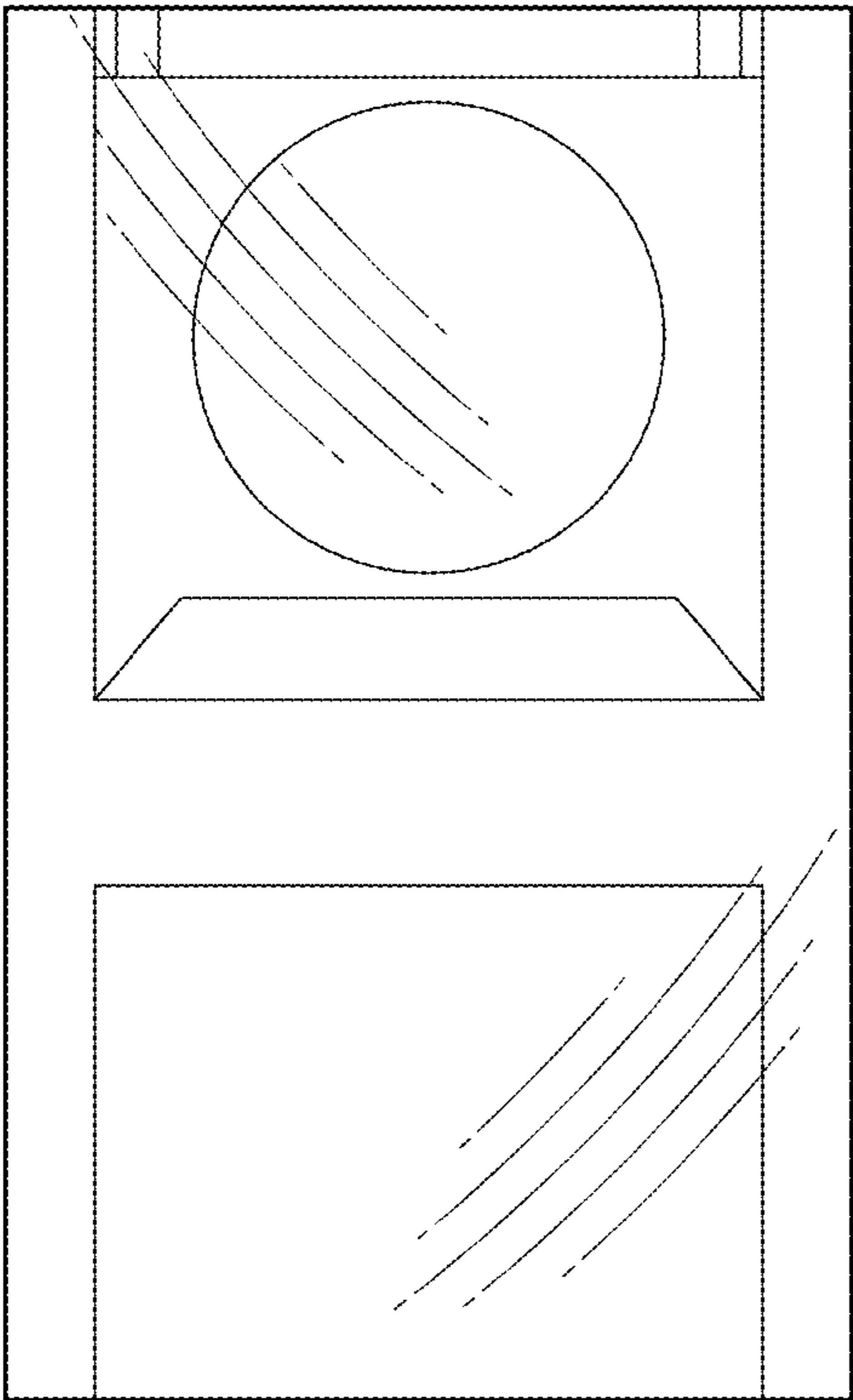


FIG. 4

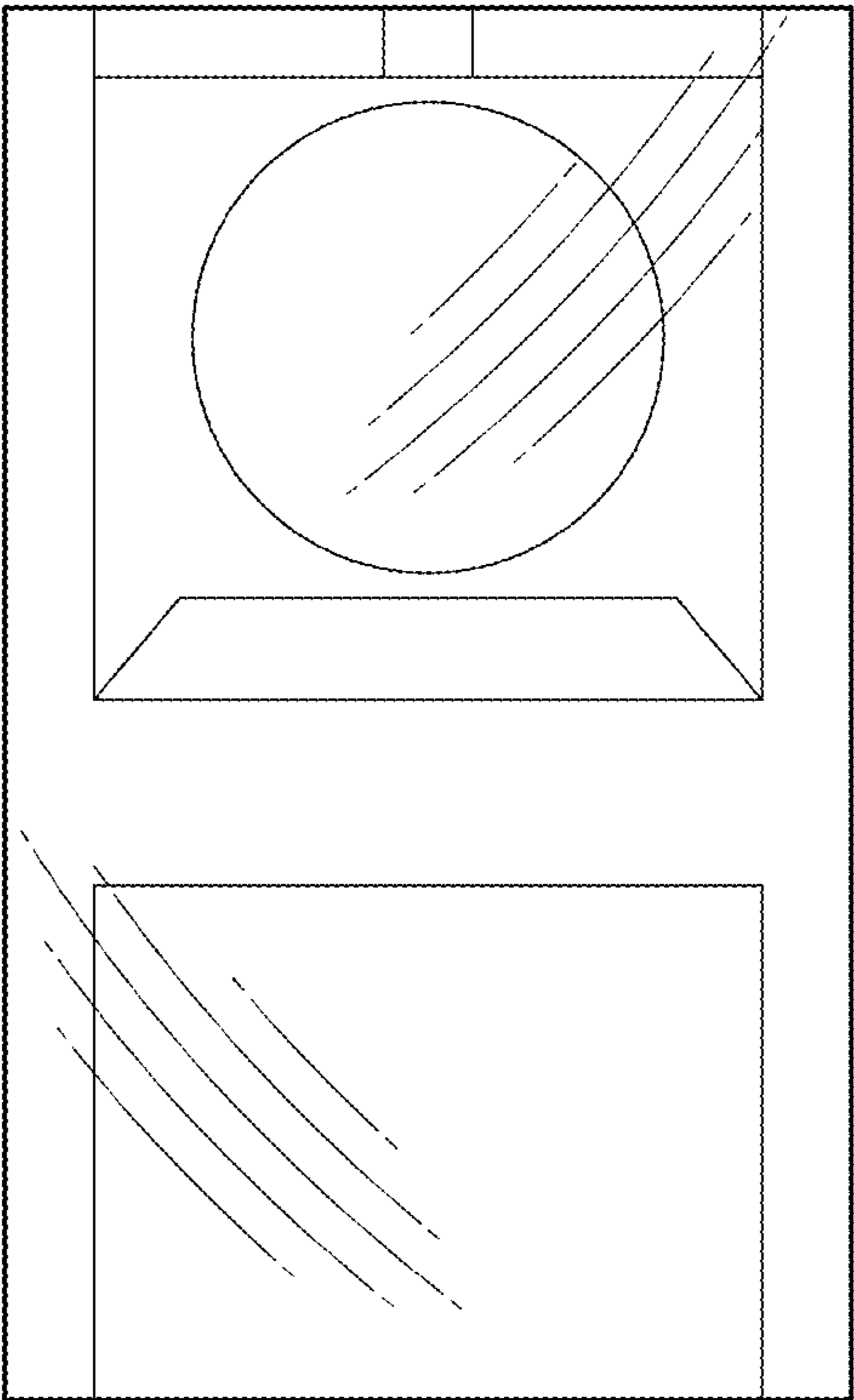


FIG. 5

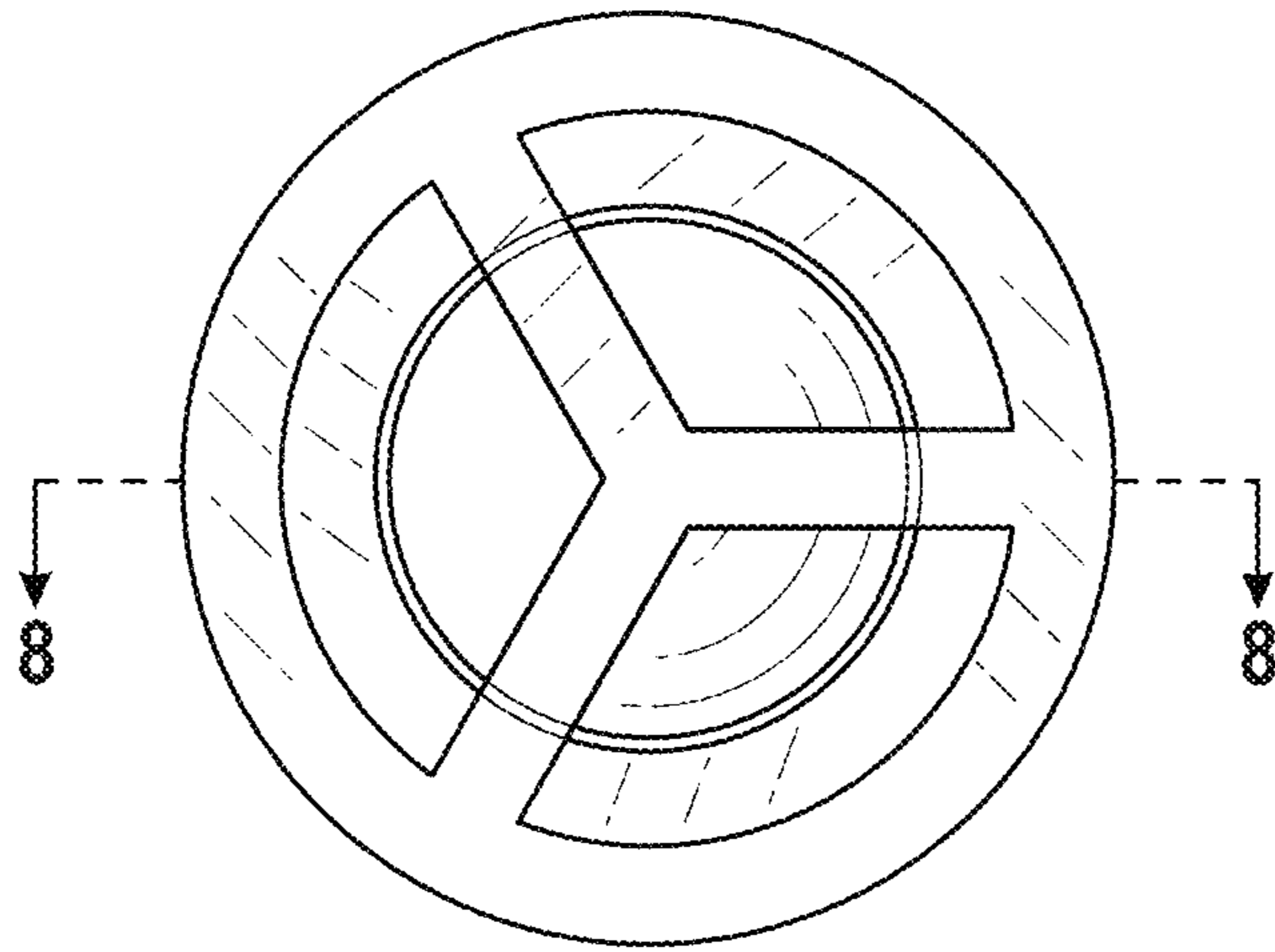


FIG. 6

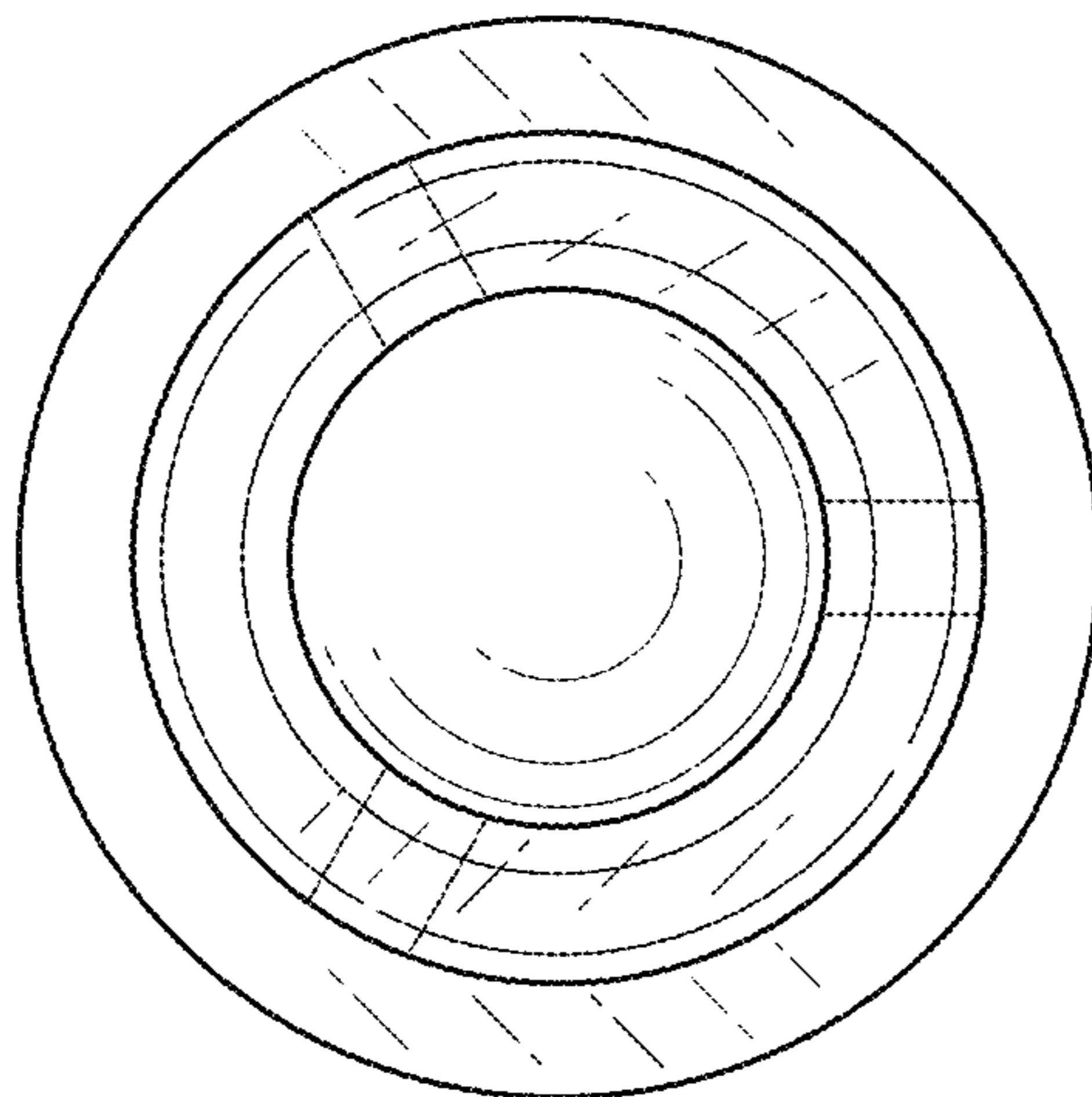


FIG. 7

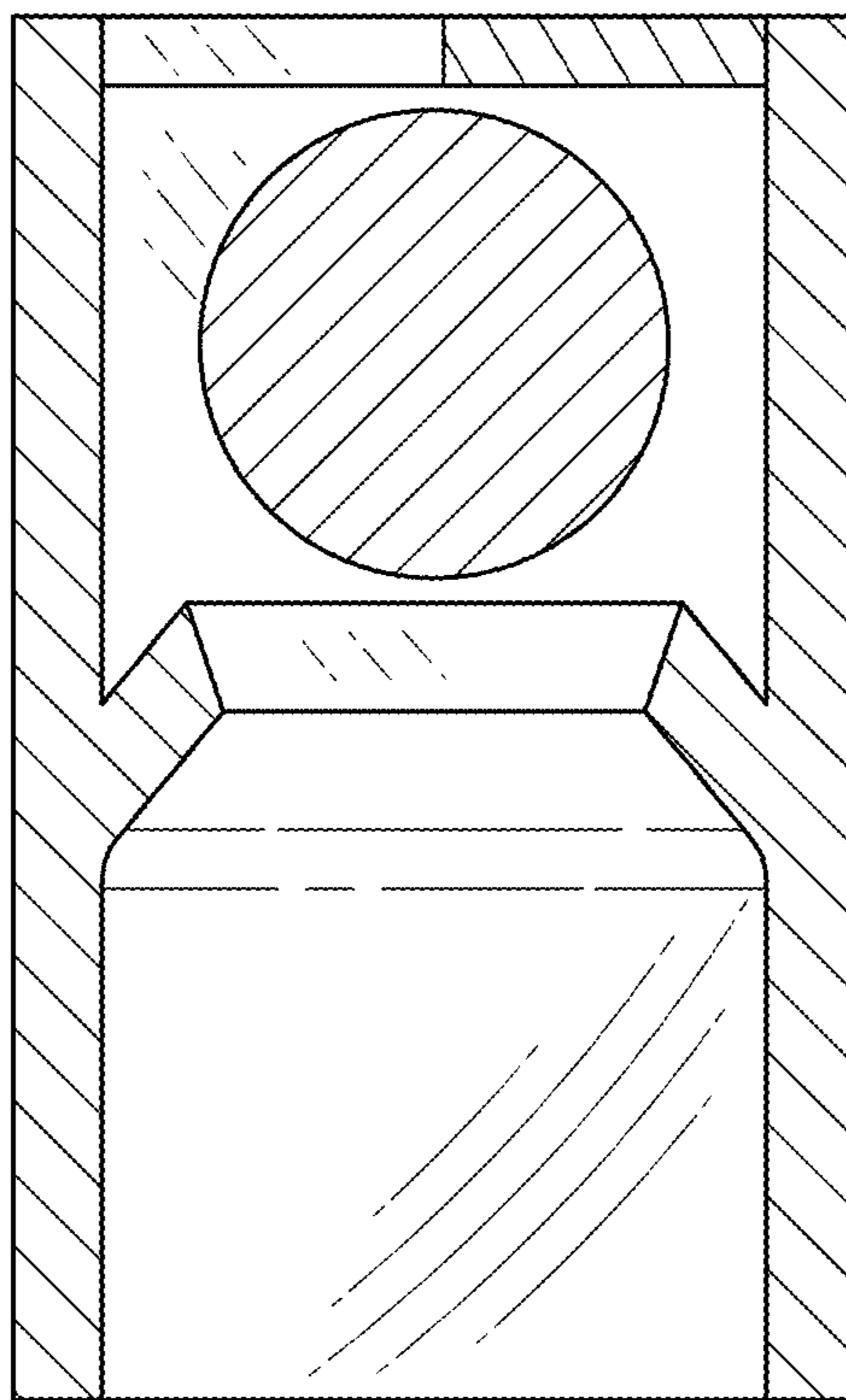


FIG. 8