



US00D919023S

(12) **United States Design Patent** (10) **Patent No.:** **US D919,023 S**  
**Larson** (45) **Date of Patent:** **\*\* May 11, 2021**

(54) **BALL**  
(71) Applicant: **Signature Lacrosse, LLC**, Jupiter, FL (US)  
(72) Inventor: **Mitch Larson**, Jupiter, FL (US)  
(73) Assignee: **Signature Lacrosse, LLC**, Jupiter, FL (US)  
(\*\*) Term: **15 Years**  
(21) Appl. No.: **29/707,191**  
(22) Filed: **Sep. 26, 2019**  
(51) **LOC (13) Cl.** ..... **21-02**  
(52) **U.S. Cl.**  
USPC ..... **D21/713**  
(58) **Field of Classification Search**  
USPC ..... D21/707-714, 662, 686; D30/160;  
D32/29.1; 40/327; 473/351-585,  
473/593-614  
CPC ..... A63B 37/00-14; A63B 39/00-08; A63B  
2039/003; A63B 2039/006; A63B  
2039/022; A63B 41/00-125; A63B  
2041/005; A63B 43/00-06; A63B  
2043/001; A63B 45/00; A63B 45/02  
See application file for complete search history.

D626,189 S \* 10/2010 Lin ..... D21/713  
D695,371 S \* 12/2013 Hedeem, Jr. .... D21/713  
D774,150 S \* 12/2016 Holland ..... D21/713  
D832,946 S \* 11/2018 Lernihan ..... D21/713  
D861,084 S \* 9/2019 Wu ..... D21/680  
D865,089 S \* 10/2019 Oakley ..... D21/713  
2015/0141170 A1\* 5/2015 Ishii ..... A63B 37/0087  
473/376  
2017/0079873 A1\* 3/2017 Jones ..... A63B 21/0004  
2021/0031085 A1\* 2/2021 Dolan ..... A63B 71/04

**FOREIGN PATENT DOCUMENTS**

CN 301162505 \* 3/2010  
CN 301805403 \* 1/2012  
CN 303641474 \* 4/2016  
CN 304567312 \* 4/2018  
CN 304934526 \* 12/2018  
CN 305054800 \* 3/2019

\* cited by examiner

*Primary Examiner* — Catherine A Tuttle  
(74) *Attorney, Agent, or Firm* — Larson & Larson, P.A.;  
Justin P. Miller; Frank Liebenow

(56) **References Cited**

**U.S. PATENT DOCUMENTS**

D27,441 S \* 7/1897 Dunn ..... D21/709  
713,168 A \* 11/1902 Stevens et al. .... A63B 37/0003  
473/371  
D45,082 S \* 12/1913 Worthington ..... D21/713  
1,265,036 A \* 5/1918 Bendelow ..... A63B 37/0003  
473/377  
D52,712 S \* 11/1918 Turner ..... D21/709  
D55,330 S \* 5/1920 Robertson ..... D21/708  
1,418,220 A \* 5/1922 White ..... A63B 37/0015  
473/384  
D549,889 S \* 8/2007 Winkler ..... D30/160

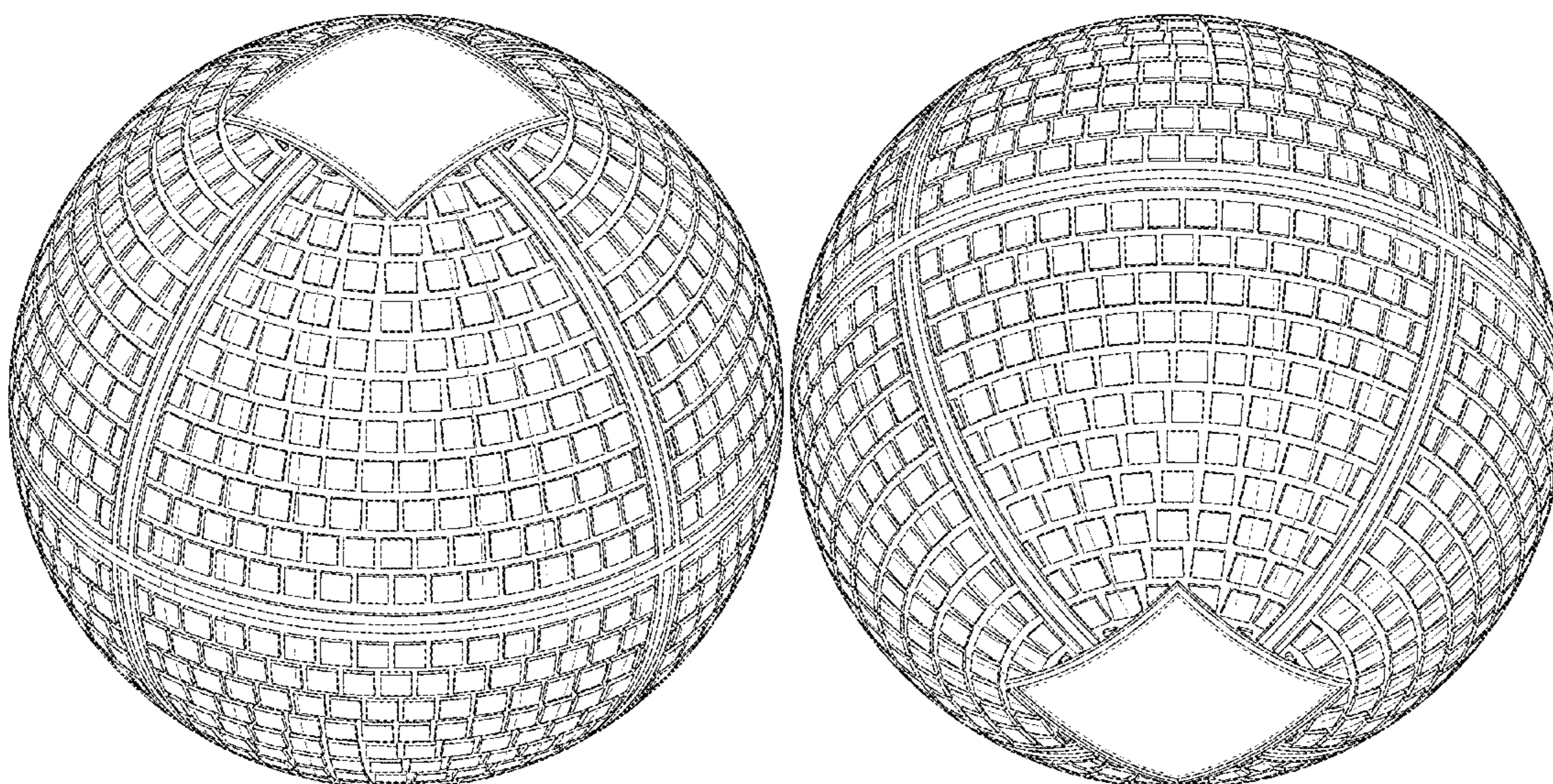
(57) **CLAIM**

I claim the ornamental design for a ball, as shown and described.

**DESCRIPTION**

FIG. 1 is a top perspective view of a ball showing my new design;  
FIG. 2 is a bottom perspective view thereof;  
FIG. 3 is a front elevation view thereof, the rear elevation view being identical; and,  
FIG. 4 is a right-side elevation view thereof, the left side being identical.  
The broken lines depict the portions of the ball that form no part of the claimed design.

**1 Claim, 4 Drawing Sheets**



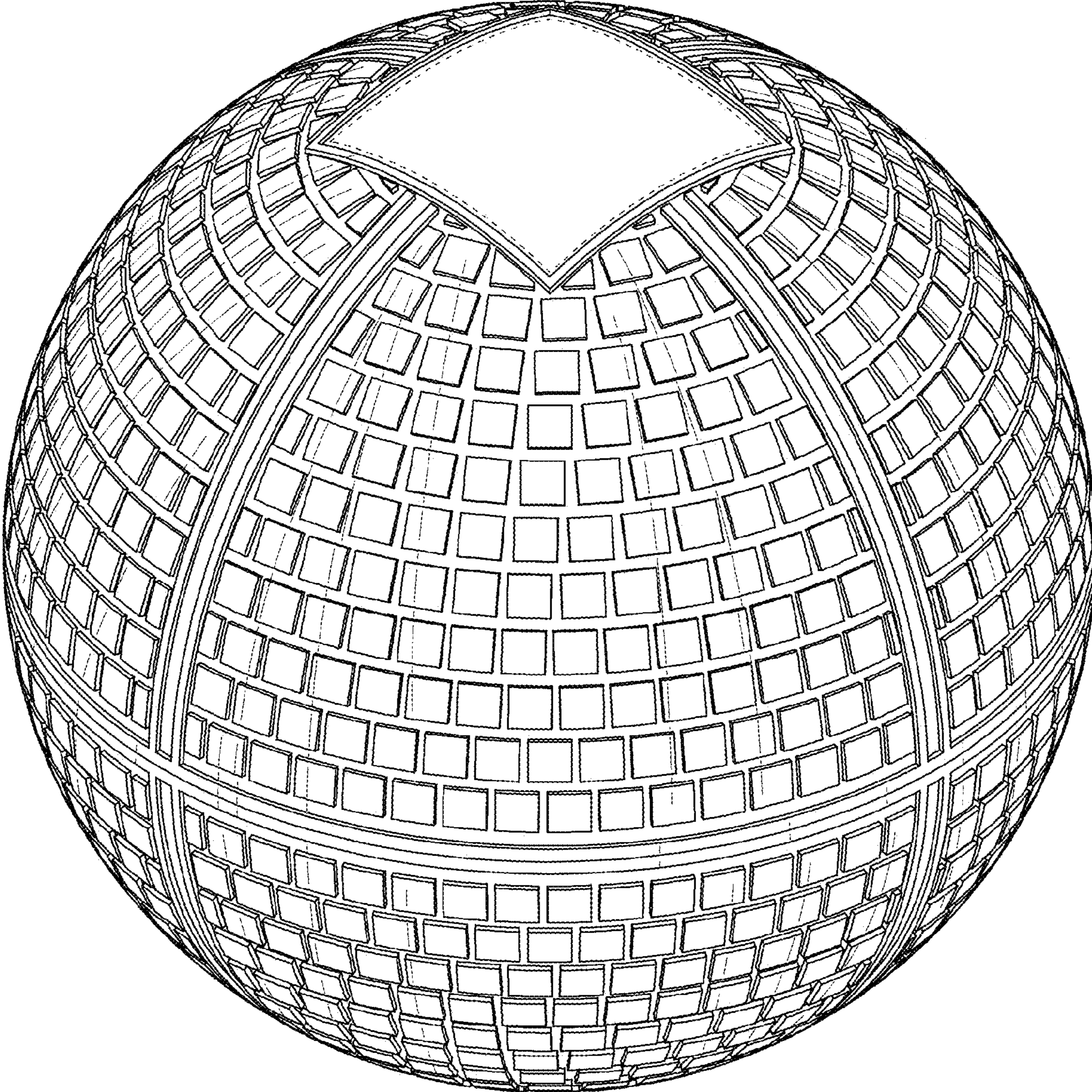


FIG. 1

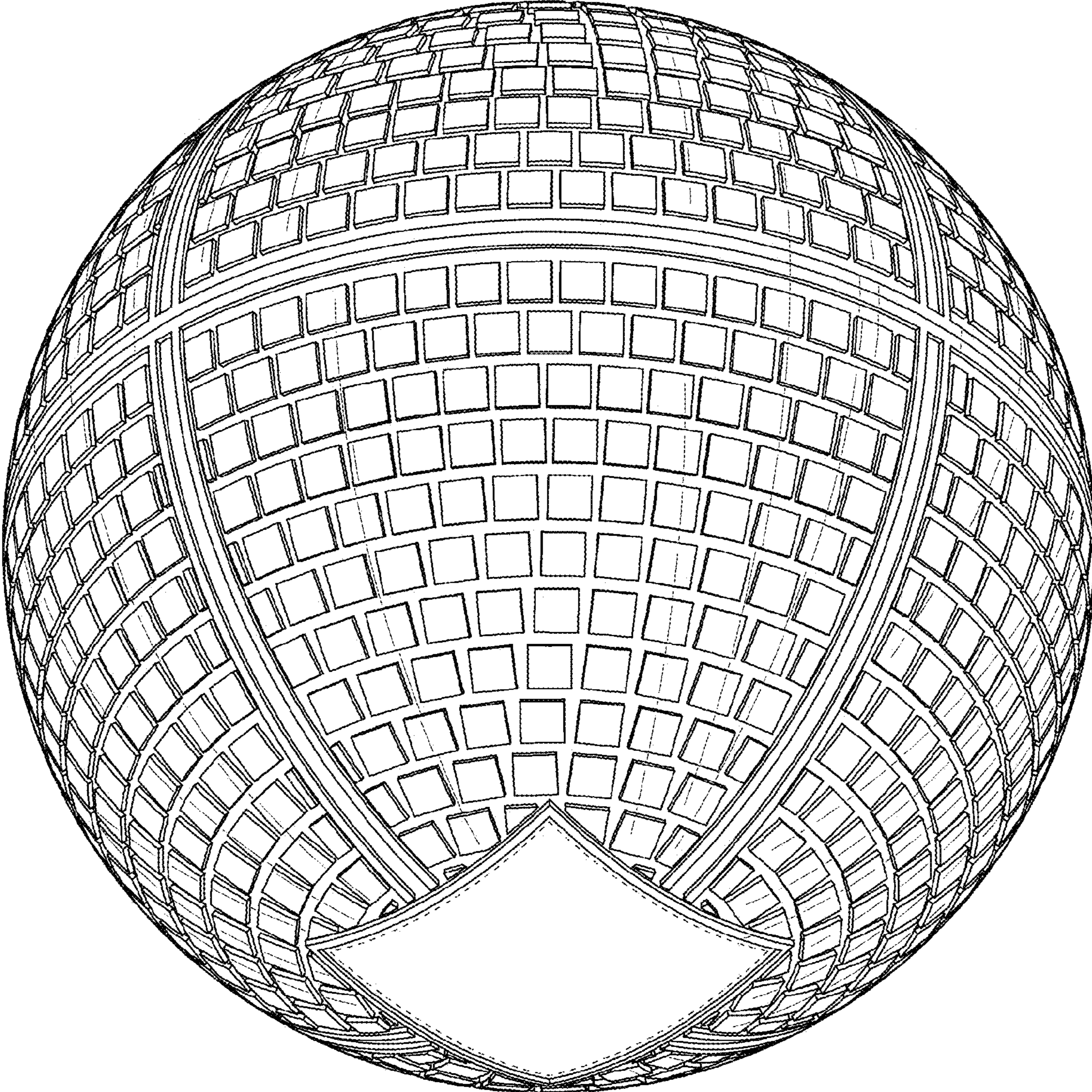


FIG. 2

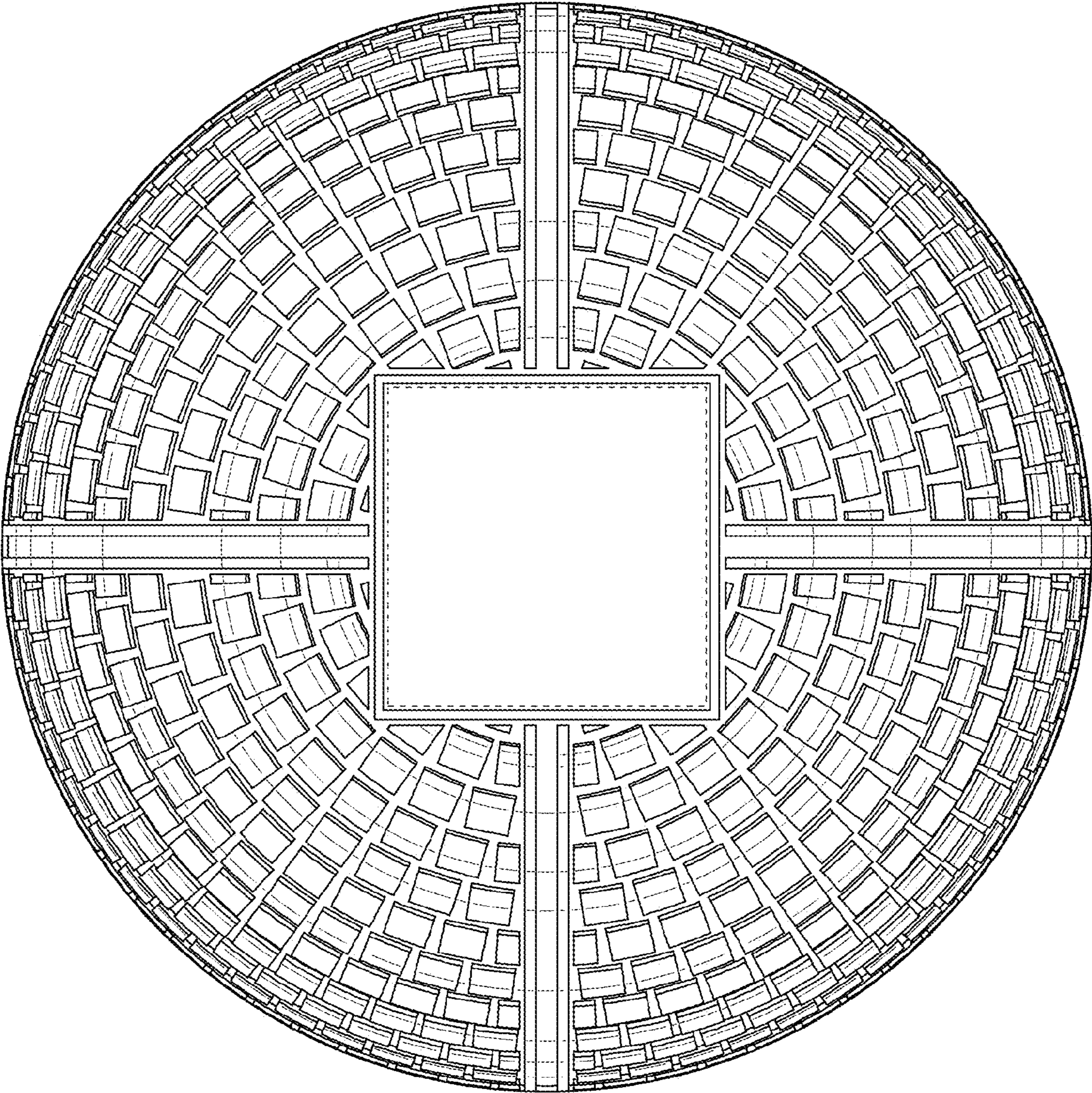


FIG. 3

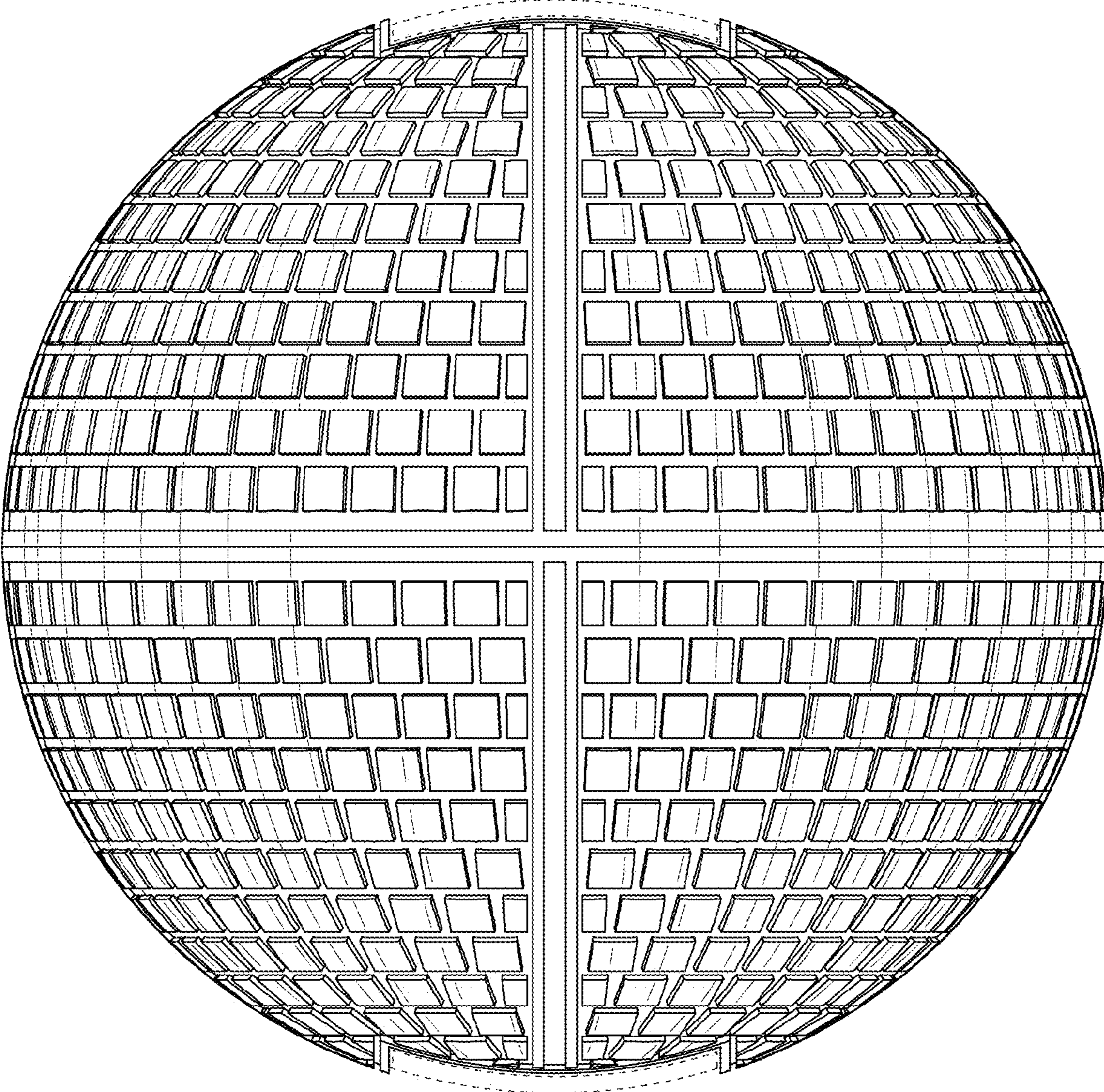


FIG. 4