



US00D919006S

(12) **United States Design Patent**  
**Epstein**

(10) **Patent No.:** **US D919,006 S**

(45) **Date of Patent:** **\*\* May 11, 2021**

- (54) **PEN**
- (71) Applicant: **Spec.MFG LLC**, Lakewood, NJ (US)
- (72) Inventor: **David A. Epstein**, Lakewood, NJ (US)
- (73) Assignee: **Spec.MFG LLC**, Lakewood, NJ (US)

6,572,299 B1 \* 6/2003 Brennan ..... B43K 5/005  
 132/75.3  
 D548,786 S \* 8/2007 O'Hern ..... D19/177  
 7,448,767 B2 \* 11/2008 Zhang ..... A45D 34/045  
 362/118  
 D602,525 S \* 10/2009 O'Hern ..... D19/123  
 D772,982 S \* 11/2016 Nuzzo ..... D19/174  
 D890,844 S \* 7/2020 Epstein ..... D19/201

(\*\*) Term: **15 Years**

**OTHER PUBLICATIONS**

- (21) Appl. No.: **29/704,137**
- (22) Filed: **Sep. 2, 2019**
- (51) **LOC (13) Cl.** ..... **19-06**
- (52) **U.S. Cl.**  
USPC ..... **D19/201; D19/926**
- (58) **Field of Classification Search**  
USPC ..... D19/115-204; D14/411  
CPC . B43K 5/005; B43K 8/00; B43K 8/02; B43K  
8/04; B43K 8/06; B43K 21/003; B43K  
21/006; B43K 23/004  
See application file for complete search history.

Positive Promotions Four-Sided Ad Pen Square with Stylus, Item # OSW7436, online on Google.com, review by Wateronthebrain dated Oct. 24, 2019.\*

\* cited by examiner

*Primary Examiner* — Elizabeth A. Albert

(74) *Attorney, Agent, or Firm* — Bochner IP; Andrew D. Bochner

(57) **CLAIM**

The ornamental design for a pen, as shown and described.

**DESCRIPTION**


(56) **References Cited**

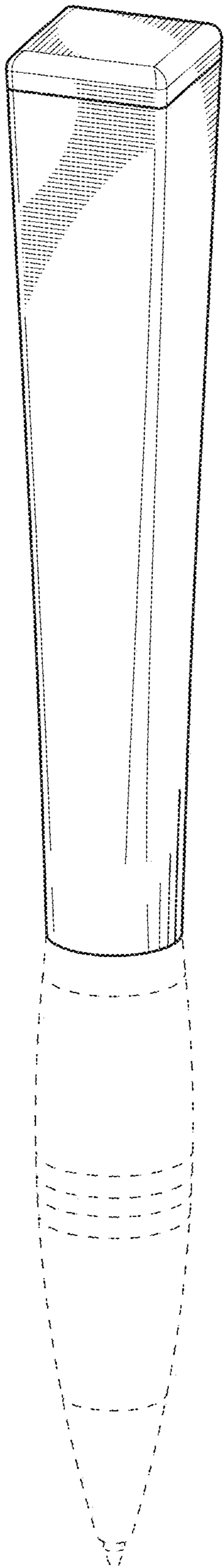
**U.S. PATENT DOCUMENTS**

- D81,435 S \* 6/1930 Coby ..... D19/183
- D94,375 S \* 1/1935 Back ..... D19/163
- 2,577,078 A \* 12/1951 Fried ..... B43K 23/126  
401/195
- D242,632 S \* 12/1976 McPherson ..... D14/431
- D257,541 S \* 11/1980 Fox ..... D28/59
- D258,911 S \* 4/1981 Sandel ..... D10/62
- D269,684 S \* 7/1983 Luntz ..... D19/169
- D272,750 S \* 2/1984 Luntz ..... D19/169
- D369,438 S \* 4/1996 Resler ..... D28/59
- D397,147 S \* 8/1998 Mackenzie ..... D19/123
- D459,548 S \* 6/2002 Torkiya ..... D28/59

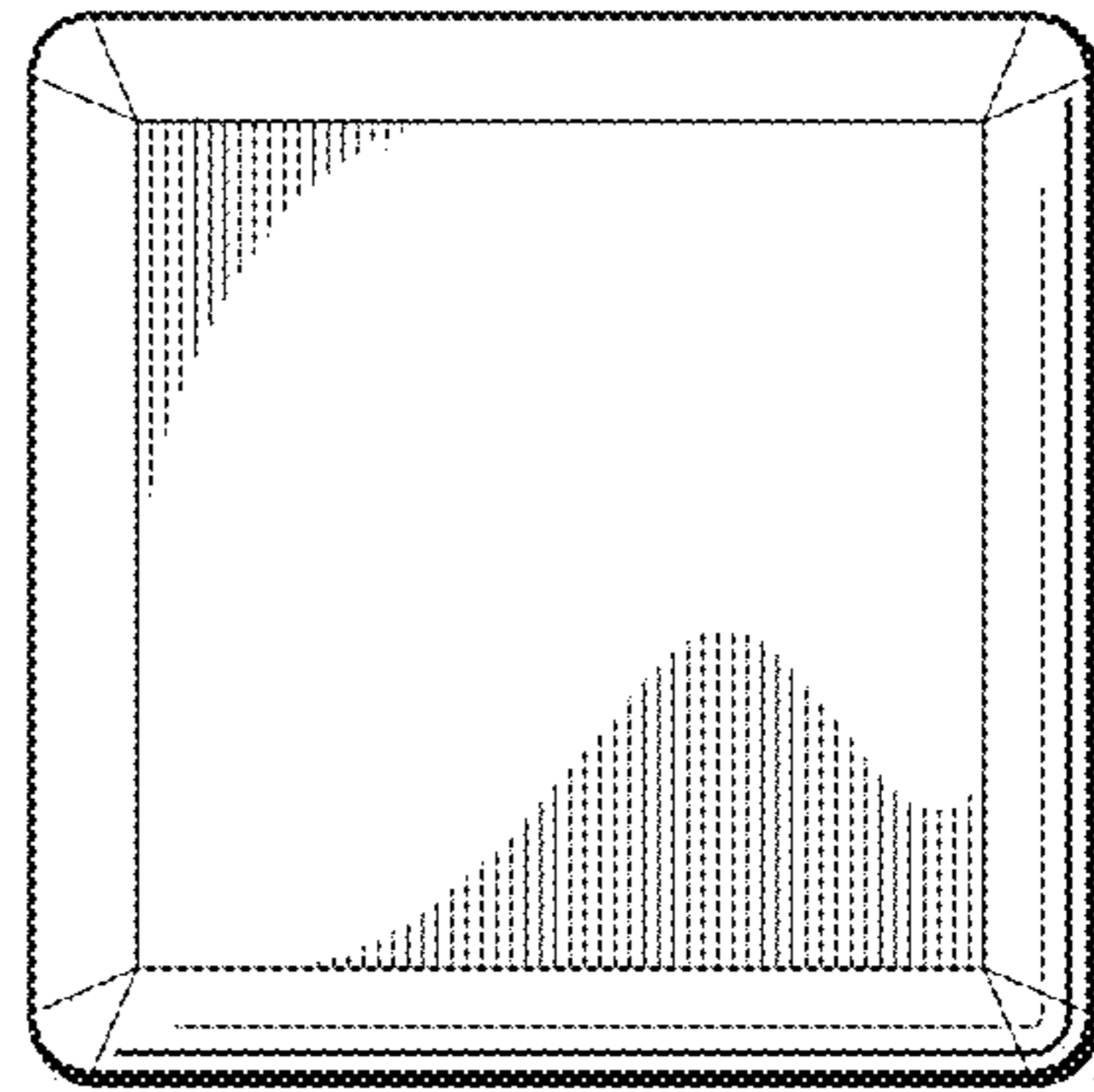
FIG. 1 is a top, front, left side perspective view of a pen showing my new design;  
 FIG. 2 is a top plan view thereof;  
 FIG. 3 is a bottom plan view thereof;  
 FIG. 4 is a front elevation view thereof, the rear elevation view being identical; and,  
 FIG. 5 is a left elevation view thereof, the right side elevation view being identical.  
 In the drawings, the broken lines are for the purpose of illustrating environment only, and form no part of the claimed design.

**1 Claim, 2 Drawing Sheets**

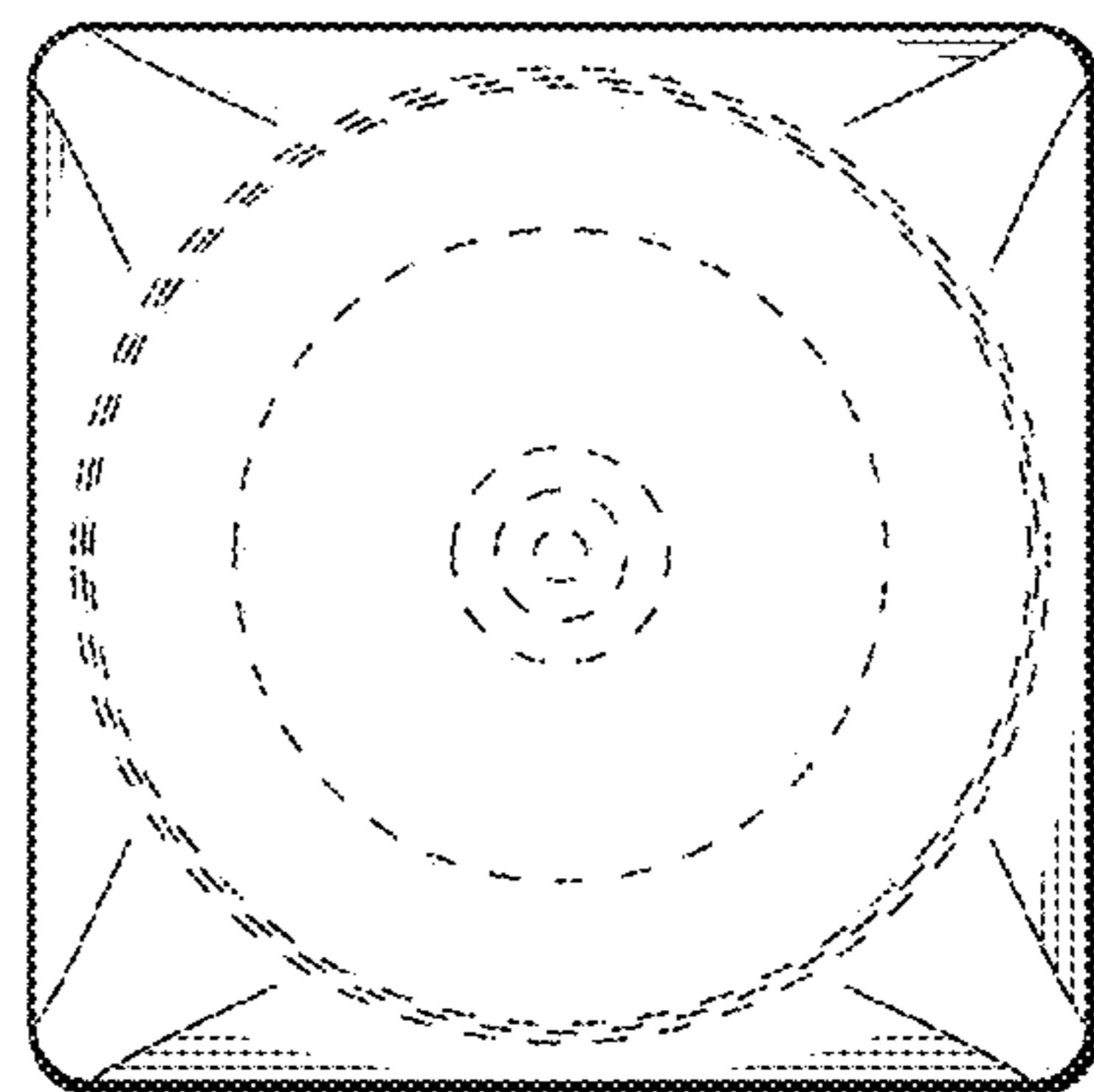





*FIG. 1*




*FIG. 2*



*FIG. 3*



*FIG. 4*



*FIG. 5*