



US00D918949S

(12) **United States Design Patent** (10) **Patent No.:** **US D918,949 S**  
**Takamura** (45) **Date of Patent:** **\*\* May 11, 2021**

(54) **PORTABLE INFORMATION TERMINAL  
HAVING A GRAPHICAL USER INTERFACE**

(71) Applicant: **Micware Co., Ltd.**, Kobe (JP)

(72) Inventor: **Kenichiro Takamura**, Kobe (JP)

(73) Assignee: **MICWARE CO., LTD.**, Kobe (JP)

(\*\*) Term: **15 Years**

(21) Appl. No.: **29/710,441**

(22) Filed: **Oct. 23, 2019**

(30) **Foreign Application Priority Data**

Apr. 26, 2019 (JP) ..... 2019-009611

(51) **LOC (13) Cl.** ..... **14-04**

(52) **U.S. Cl.**  
USPC ..... **D14/486**

(58) **Field of Classification Search**  
USPC ..... D14/485-495  
CPC ..... G06Q 50/01; H04L 51/32; H04L 12/587;  
H04N 21/488  
See application file for complete search history.

(56) **References Cited**

U.S. PATENT DOCUMENTS

D393,258 S \* 4/1998 Cappa ..... D14/494  
D396,035 S \* 7/1998 Cappa ..... D14/495  
D396,710 S \* 8/1998 Cappa ..... D14/494  
D414,477 S \* 9/1999 Cappa ..... D14/495  
D577,364 S \* 9/2008 Flynt ..... D14/486  
D624,407 S \* 9/2010 Straker ..... D9/434

D671,142 S \* 11/2012 Manlapaz ..... D14/489  
D682,313 S \* 5/2013 Voreis ..... D14/492  
D721,732 S \* 1/2015 Brinda ..... D14/492  
D762,730 S \* 8/2016 Lee ..... D14/492  
D763,920 S \* 8/2016 Gagnier ..... D14/492  
D772,940 S \* 11/2016 Marianek ..... G06F 3/04817  
D14/492  
D783,663 S \* 4/2017 Barajas ..... D14/486  
D805,556 S \* 12/2017 Soli ..... D14/495  
D829,736 S \* 10/2018 Jochetz ..... D14/486  
10,468,064 B1 \* 11/2019 Zhiwen ..... G06F 16/735  
D883,323 S \* 5/2020 Clarke ..... D14/489

\* cited by examiner

*Primary Examiner* — Katherine A Holbrow

(74) *Attorney, Agent, or Firm* — Morgan, Lewis & Bockius LLP

(57) **CLAIM**

I claim the ornamental design for a portable information terminal having a graphic user interface, as shown and described.

**DESCRIPTION**

FIG. 1 is a front view of a portable information terminal having a graphical user interface, showing my new design; FIG. 2 is a rear view thereof; FIG. 3 is a top plan view thereof; FIG. 4 is a bottom plan view thereof; FIG. 5 is a right side view thereof; and, FIG. 6 is a left side view thereof.

The broken lines in the drawings show portions of the portable information terminal having a graphical user interface that form no part of the claimed design.

**1 Claim, 3 Drawing Sheets**

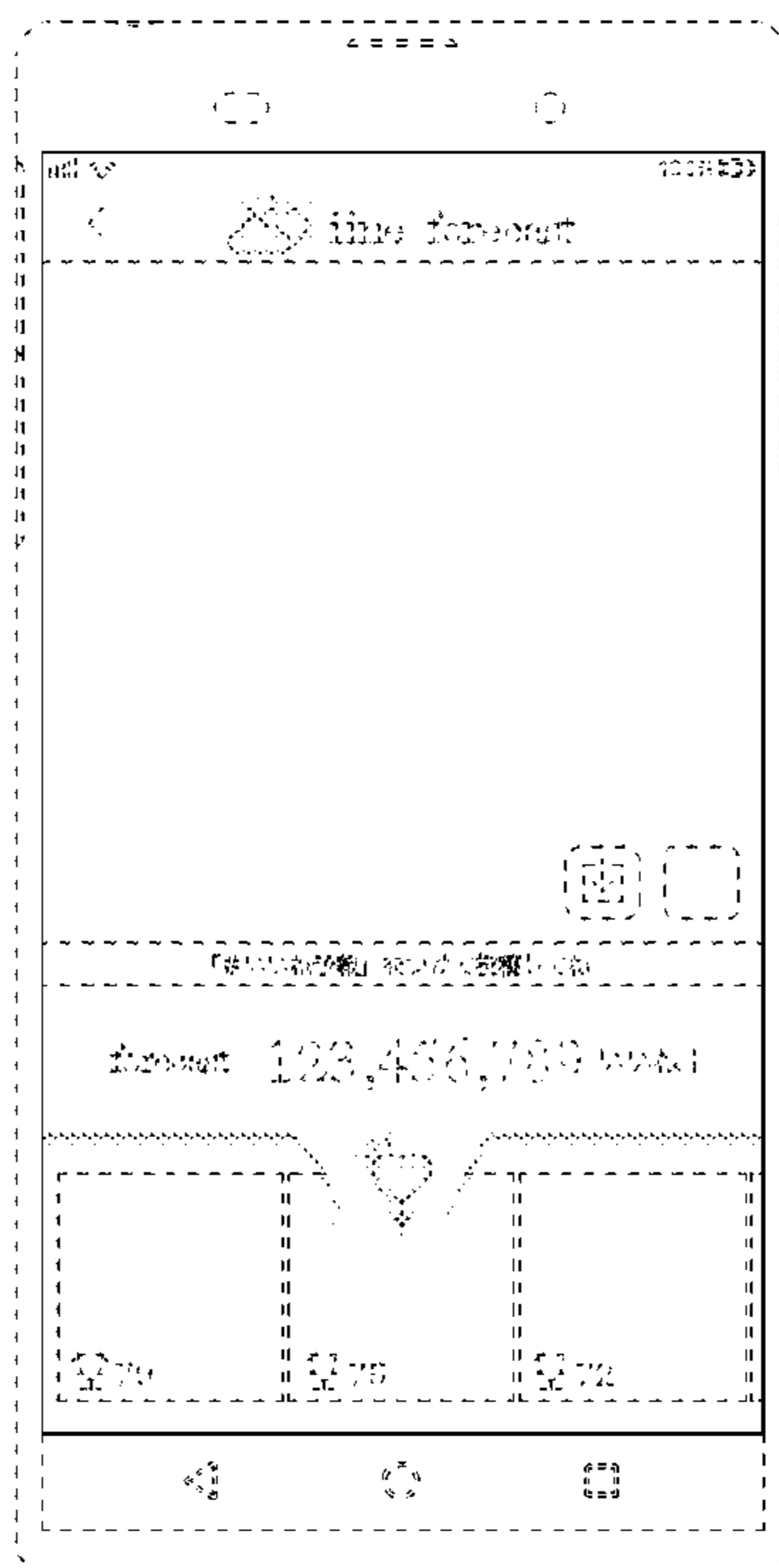


FIG. 1




FIG. 2




FIG. 3

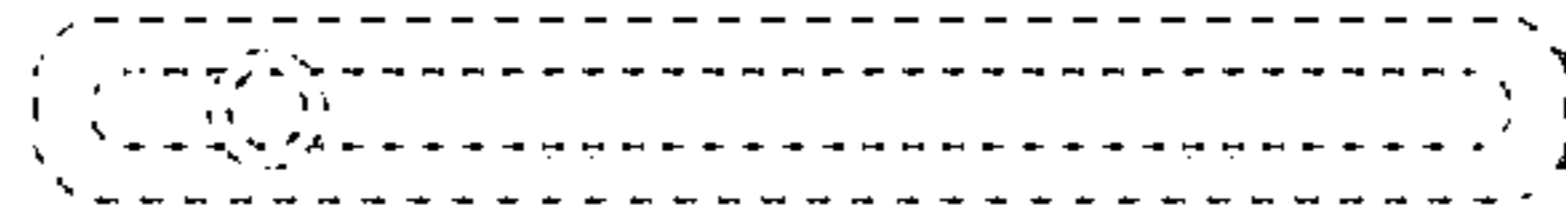


FIG. 4

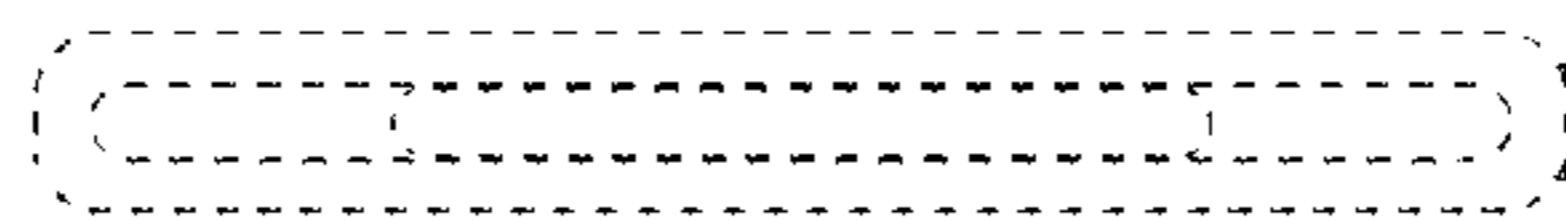


FIG. 5



FIG. 6

