



US00D918931S

(12) **United States Design Patent** (10) **Patent No.:** **US D918,931 S**
Van Oorde-Grainger et al. (45) **Date of Patent:** **** May 11, 2021**

(54) **DISPLAY SCREEN WITH ANIMATED GRAPHICAL USER INTERFACE**

(71) Applicant: **KONINKLIJKE PHILIPS N.V.**,
Eindhoven (NL)

(72) Inventors: **Shaun Van Oorde-Grainger**,
Eindhoven (NL); **Patrycja Missiuoro**,
Eindhoven (NL); **Nevenka Dimitrova**,
Eindhoven (NL)

(73) Assignee: **KONINKLIJKE PHILIPS N.V.**,
Eindhoven (NL)

(**) Term: **15 Years**

(21) Appl. No.: **29/661,614**

(22) Filed: **Aug. 29, 2018**

(51) **LOC (13) Cl.** **14-04**

(52) **U.S. Cl.**
USPC **D14/485; D14/486**

(58) **Field of Classification Search**
USPC D14/485-495
CPC G06F 3/048-04897
See application file for complete search history.

(56) **References Cited**

U.S. PATENT DOCUMENTS

D696,681	S	*	12/2013	Kim	D14/486
D730,389	S	*	5/2015	Izotov	D14/488
D752,092	S	*	3/2016	Steplyk	D14/488
D757,032	S	*	5/2016	Sabia	D14/485
D759,705	S	*	6/2016	Arroyo	D14/488
D763,293	S	*	8/2016	Lee	D14/486
D768,183	S	*	10/2016	Steplyk	D14/486
D769,259	S	*	10/2016	Hall	D14/485
D775,652	S	*	1/2017	Hoang	D14/486
D785,649	S	*	5/2017	van den Berg	D14/486
D797,764	S	*	9/2017	Bouroullec	D14/485
D817,969	S	*	5/2018	Potts	D14/485

D824,413	S	*	7/2018	Hurst	D14/486
D827,666	S	*	9/2018	Moroney	D14/488
D848,451	S	*	5/2019	Baber	D14/485
D890,802	S	*	7/2020	Lokhtin	D14/486
D894,931	S	*	9/2020	Zhang	D14/486
D894,932	S	*	9/2020	Cheng	D14/486
D894,933	S	*	9/2020	Zhang	D14/486
D894,934	S	*	9/2020	Wang	D14/486
D894,935	S	*	9/2020	Zhang	D14/486
D906,359	S	*	12/2020	Nagy	D14/486
2014/0324902	A1	*	10/2014	Morris	G06F 16/9535 707/766
2016/0179798	A1	*	6/2016	Franks	G06F 3/04883 715/739
2017/0063767	A1	*	3/2017	Lukas	G06F 3/0488

* cited by examiner

Primary Examiner — Andrew T Nemeth

(57) **CLAIM**

The ornamental design for a display screen with animated graphical user interface, as shown and described.

DESCRIPTION

FIG. 1 is a front view of a first image in a sequence of a display screen with animated graphical user interface, showing our new design;

FIG. 2 is a front view of a second image thereof;

FIG. 3 is a front view of a third image thereof; and,

FIG. 4 is a front view of a fourth image thereof.

The appearance of the animated graphical user interface sequentially transitions between the images shown in FIGS. 1-4. The process or period in which an image transitions to another forms no part of the claimed design.

The broken lines of uneven length show the display screen and form no part of the claimed design. The broken lines of even length illustrate portions of the display screen with animated graphical user interface that form no part of the claimed design.

1 Claim, 4 Drawing Sheets

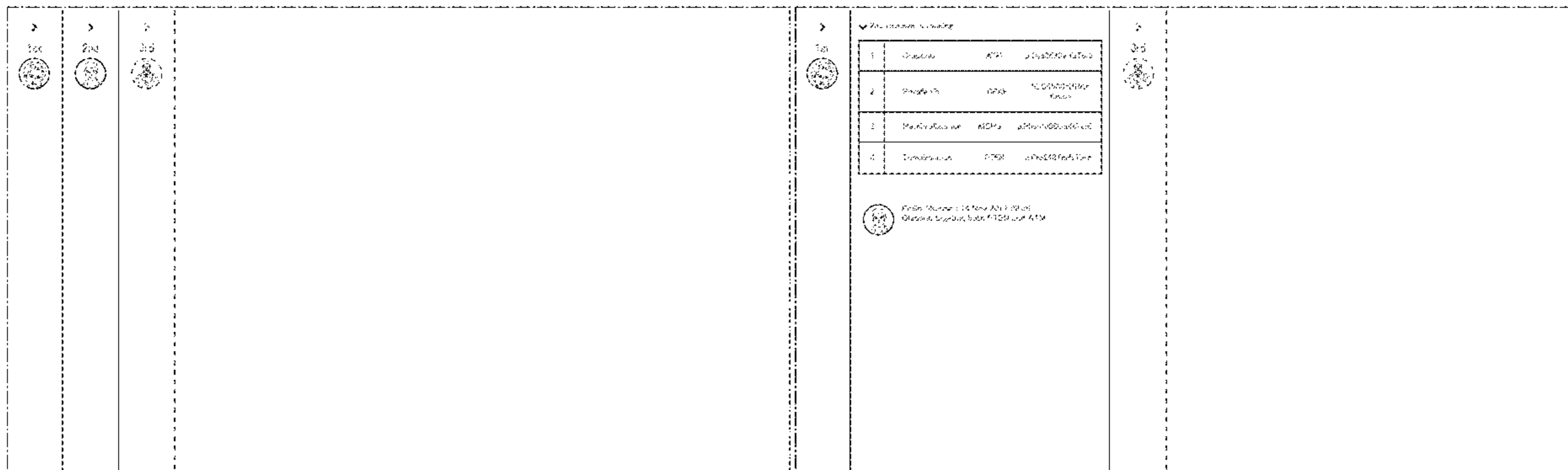




FIG. 1

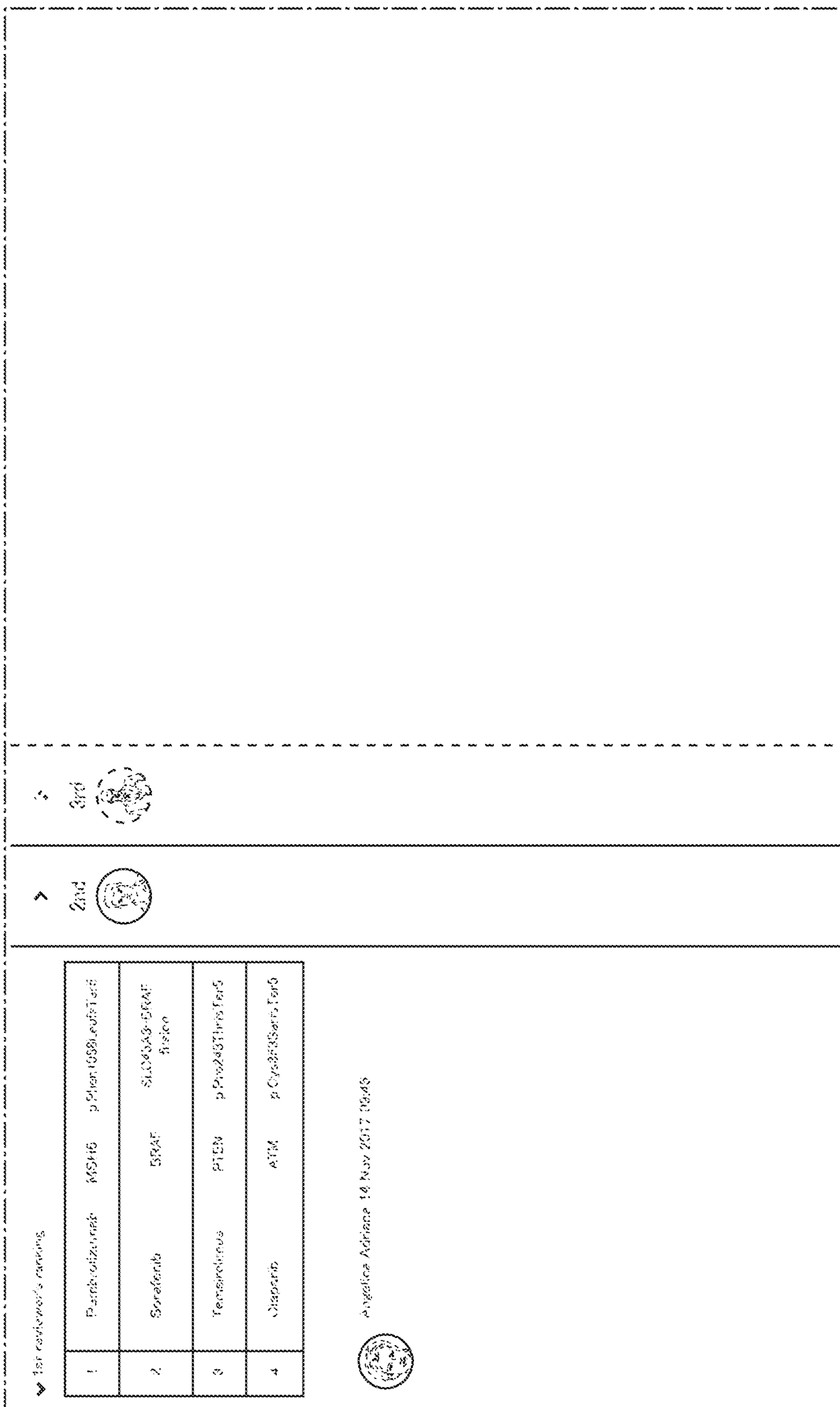


FIG. 2

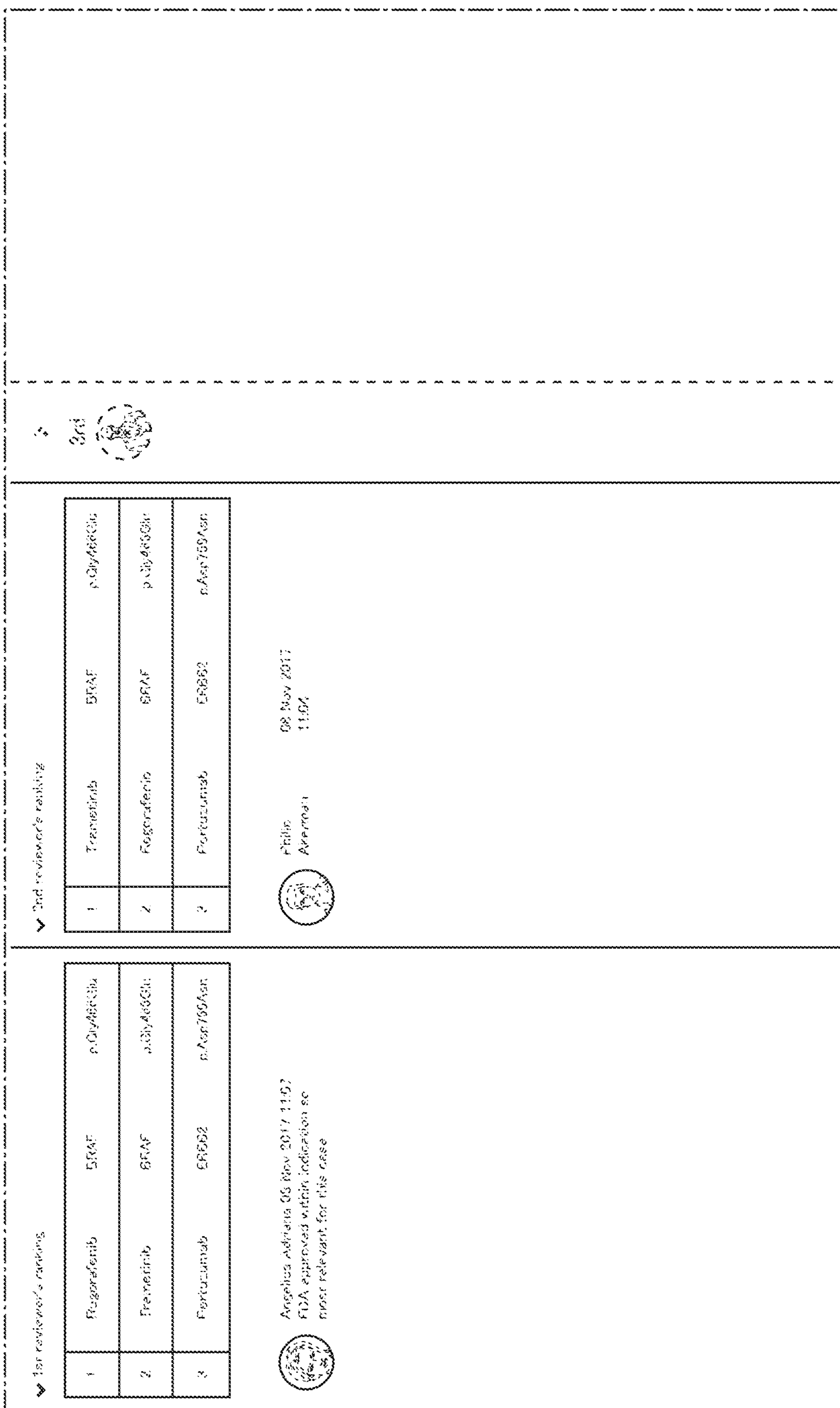


FIG. 3

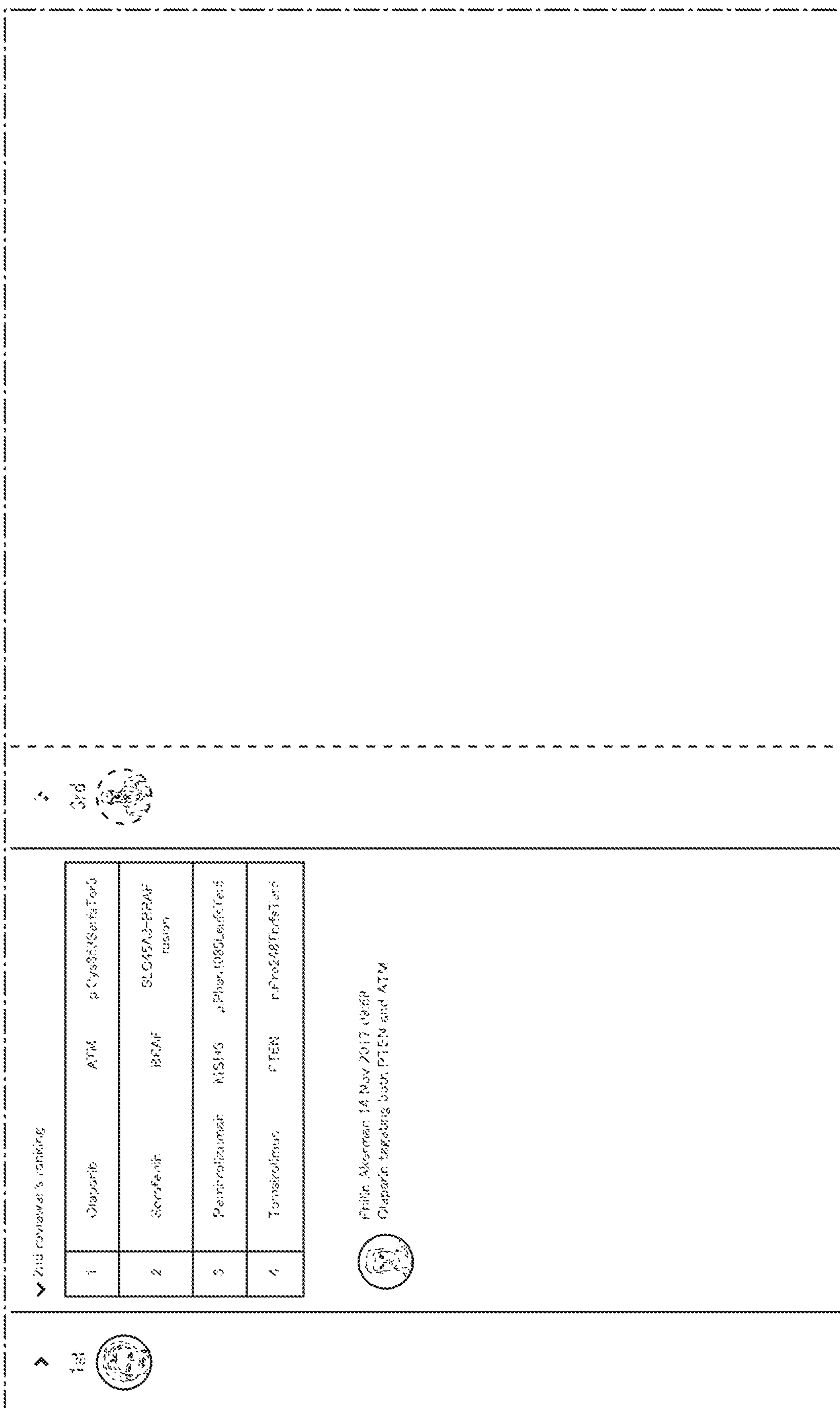


FIG. 4