



US00D918924S

(12) **United States Design Patent**
Xu

(10) **Patent No.:** **US D918,924 S**

(45) **Date of Patent:** **** May 11, 2021**

(54) **TABLET CASE**

(71) Applicant: **Ying Xu**, Tacheng (CN)

(72) Inventor: **Ying Xu**, Tacheng (CN)

(**) Term: **15 Years**

(21) Appl. No.: **29/738,059**

(22) Filed: **Jun. 15, 2020**

(51) **LOC (13) Cl.** **14-02**

(52) **U.S. Cl.**
USPC **D14/440**

(58) **Field of Classification Search**
USPC D14/440, 447, 250; 206/45.23, 320,
206/45.2; 294/25; 224/218; 361/679.55
CPC G06F 1/1628; G06F 1/1626; G06F 1/1679;
A47B 23/044; H04B 1/3888; A45C 11/00
See application file for complete search history.

(56) **References Cited**

U.S. PATENT DOCUMENTS

D689,056 S *	9/2013	Li	D14/440
D690,704 S *	10/2013	Padilla	D14/440
D724,091 S	3/2015	Gelsomini et al.		
D727,917 S *	4/2015	Yeo	D14/440
D733,154 S *	6/2015	Armstrong	D14/440
D752,052 S *	3/2016	Park	D14/440
D763,853 S *	8/2016	Pearce	D14/440
D784,350 S *	4/2017	Li	D14/440
D790,550 S *	6/2017	Chen	D14/440
D803,221 S *	11/2017	Guo	D14/440
D806,080 S *	12/2017	Chen	D14/440
D807,366 S *	1/2018	Chen	D14/440
D807,369 S *	1/2018	Chen	D14/440
D808,973 S *	1/2018	Chen	D14/440
D811,412 S *	2/2018	McCurdy	D14/440
D812,620 S *	3/2018	Cheng	D14/440
D821,405 S	6/2018	Chen		
D854,022 S *	7/2019	Chen	D14/440
D860,212 S *	9/2019	Ahn	D14/440

D862,478 S *	10/2019	Ahn	D14/440
D862,479 S *	10/2019	Ahn	D14/440
D862,480 S *	10/2019	Chan	D14/440
D863,313 S *	10/2019	Li	D14/440
D868,789 S	12/2019	Weng		
D879,104 S	3/2020	Li		
D879,105 S	3/2020	Li		
D881,196 S	4/2020	Zanxiang		
D881,197 S *	4/2020	Chen	D14/440
D881,894 S	4/2020	Zhang		
D883,988 S	5/2020	Li		
D884,709 S *	5/2020	Cheng	D14/440
D886,109 S	6/2020	Li		
D893,497 S *	8/2020	Li	D14/440

(Continued)

Primary Examiner — Cynthia R Underwood

(74) *Attorney, Agent, or Firm* — Law Offices of Steven W. Weinrieb

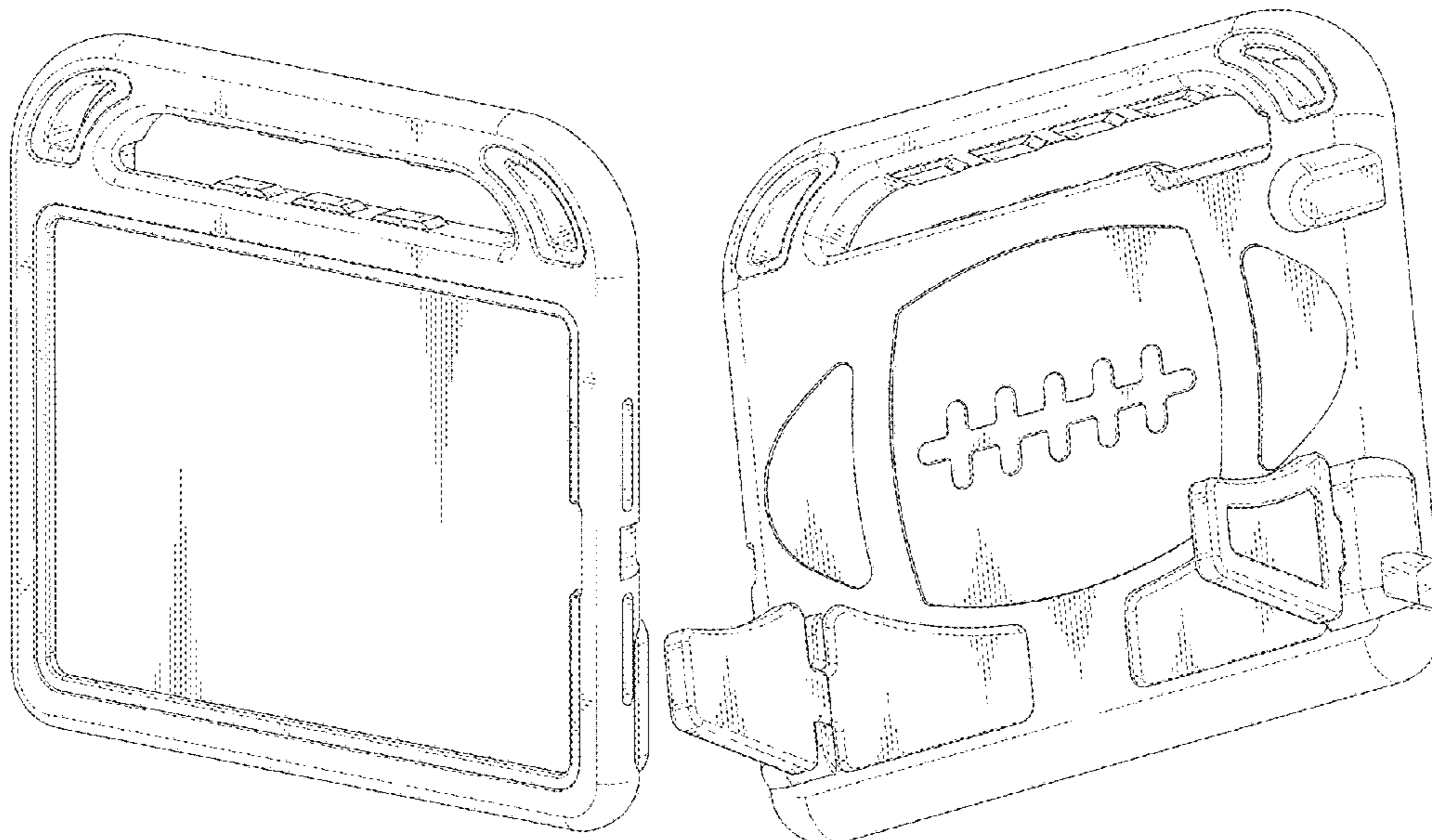
(57) **CLAIM**

The ornamental design for a tablet case, as shown and described.

DESCRIPTION

FIG. 1 is a front, right side, top perspective view of a tablet case showing my new design;
 FIG. 2 is a rear left side, bottom perspective view thereof;
 FIG. 3 is a front elevational view thereof;
 FIG. 4 is a rear elevational view thereof;
 FIG. 5 is a left side elevational view thereof;
 FIG. 6 is a right side elevational view thereof;
 FIG. 7 is a top plan view thereof;
 FIG. 8 is a bottom plan view thereof; and,
 FIG. 9 is rear, left side, bottom perspective view thereof showing support legs for the tablet case moved to their open positions so as to support the tablet case in an upright position upon a horizontal surface.
 The broken lines depict portions of the tablet case that form no part of the claimed design.

1 Claim, 9 Drawing Sheets



(56)

References Cited

U.S. PATENT DOCUMENTS

D897,349 S * 9/2020 Li D14/440
D898,035 S * 10/2020 Xu D14/440
D898,747 S * 10/2020 Deng D14/440
D900,113 S * 10/2020 Pan D14/440
2012/0075799 A1* 3/2012 Pollex G06F 1/1628
361/679.56
2017/0045920 A1* 2/2017 Armstrong G06F 1/1669
2017/0097698 A1* 4/2017 Maeshima G06F 3/03545

* cited by examiner

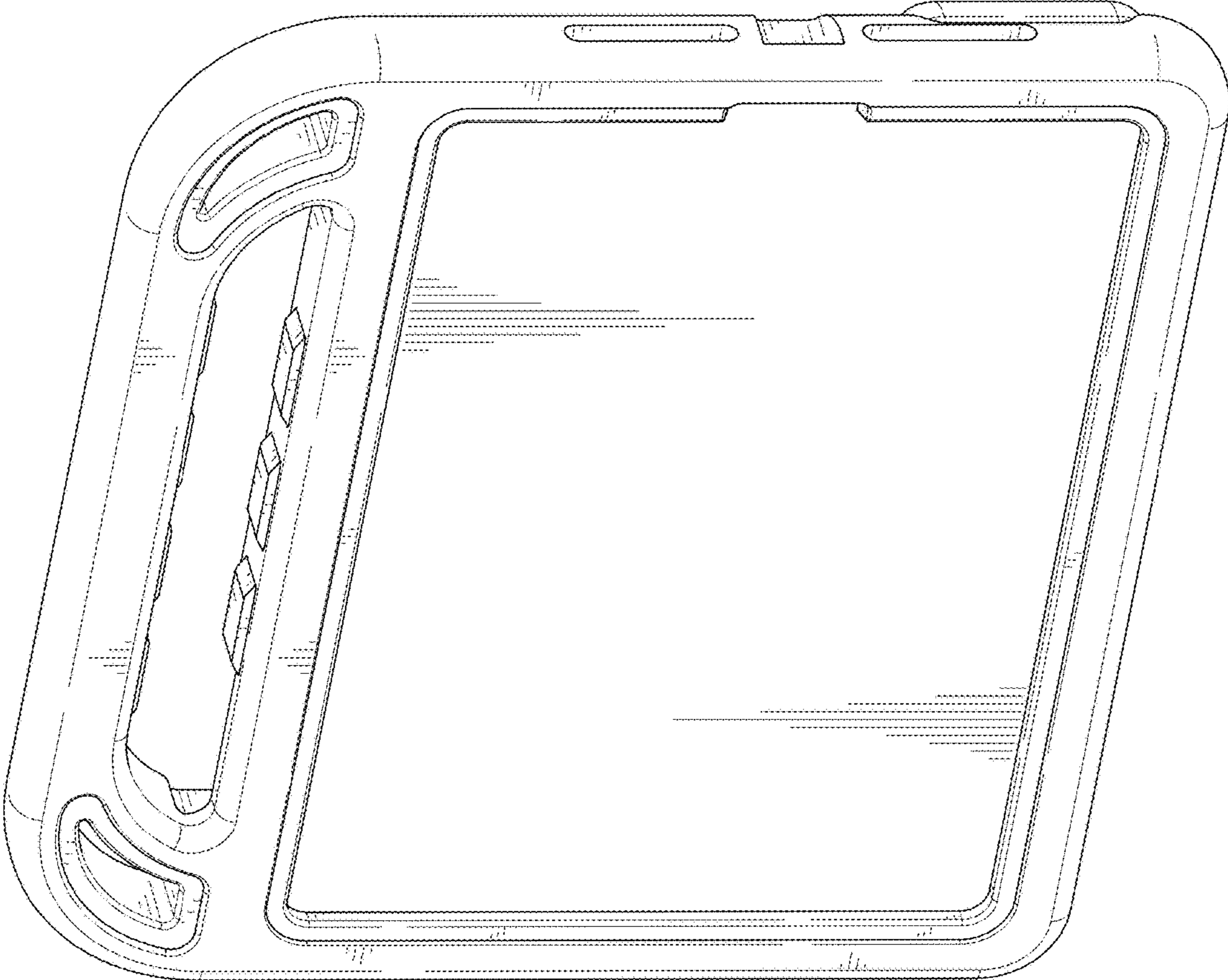


FIG. 1

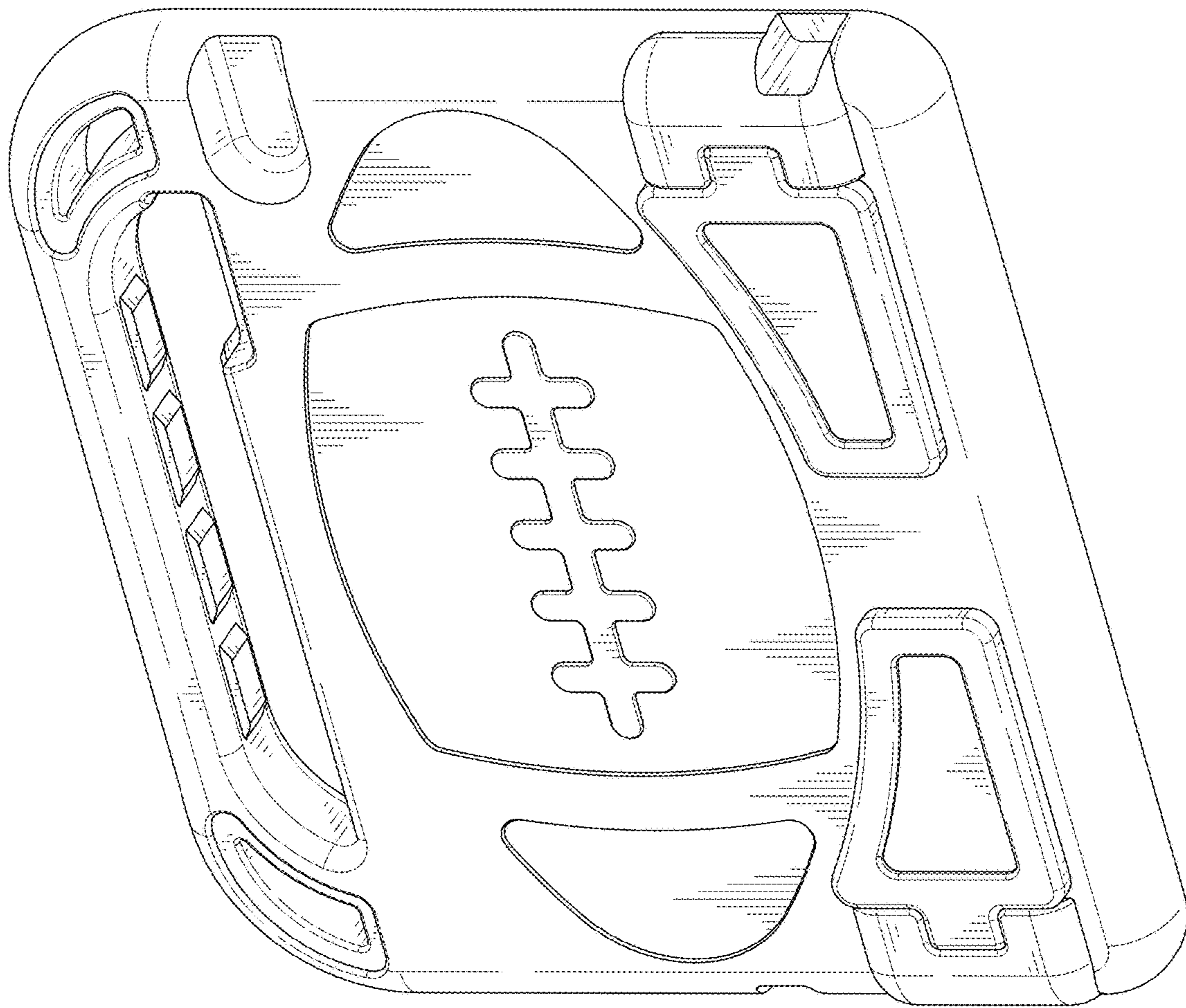


FIG. 2

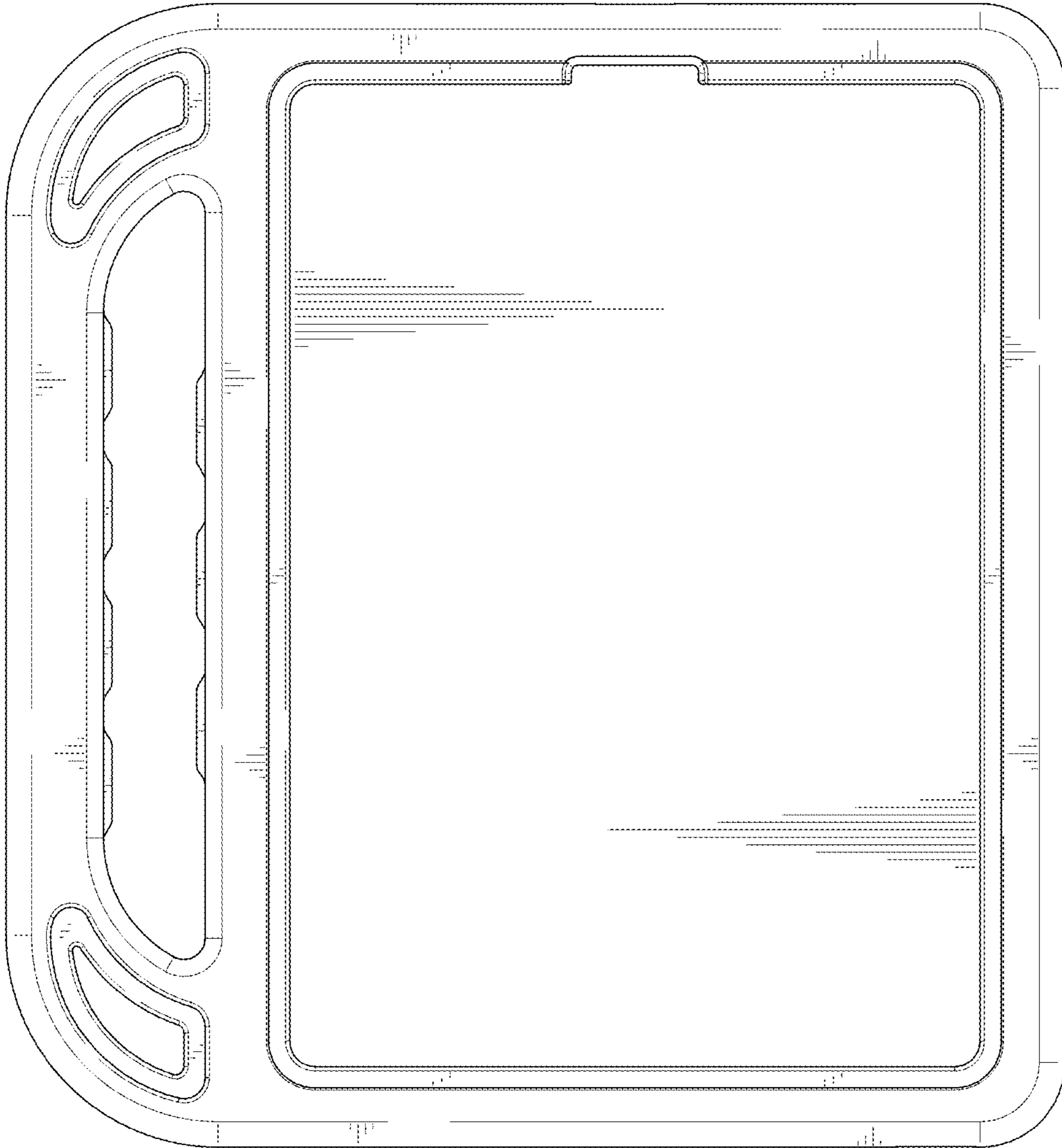


FIG. 3

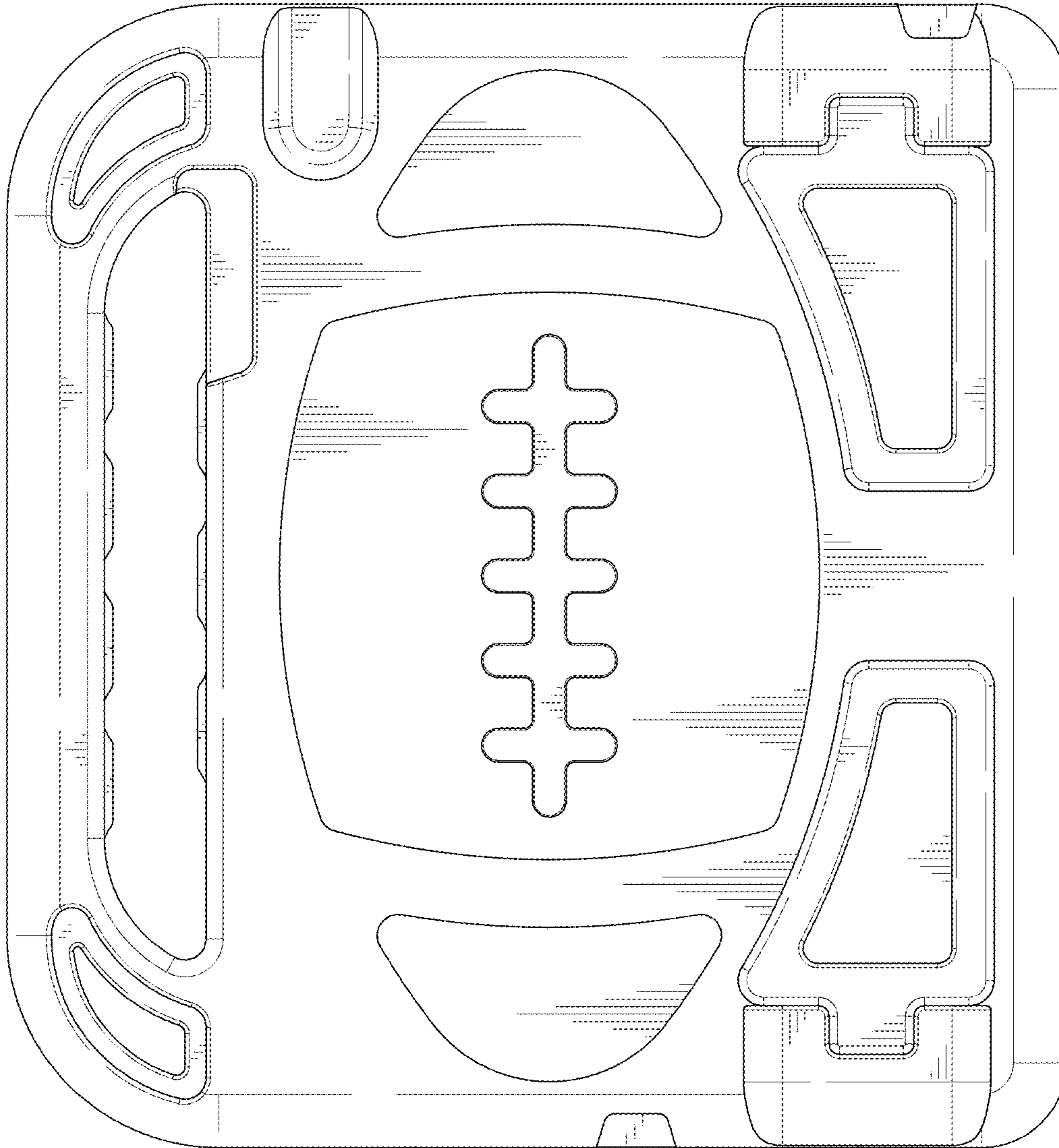


FIG. 4




FIG. 5

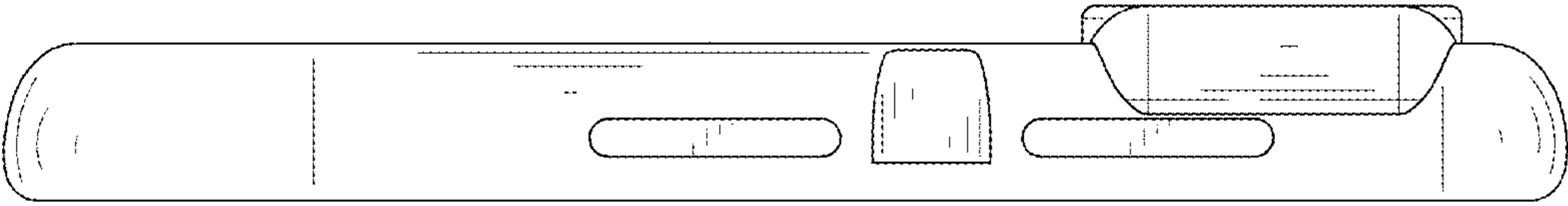


FIG. 6




FIG. 7




FIG. 8

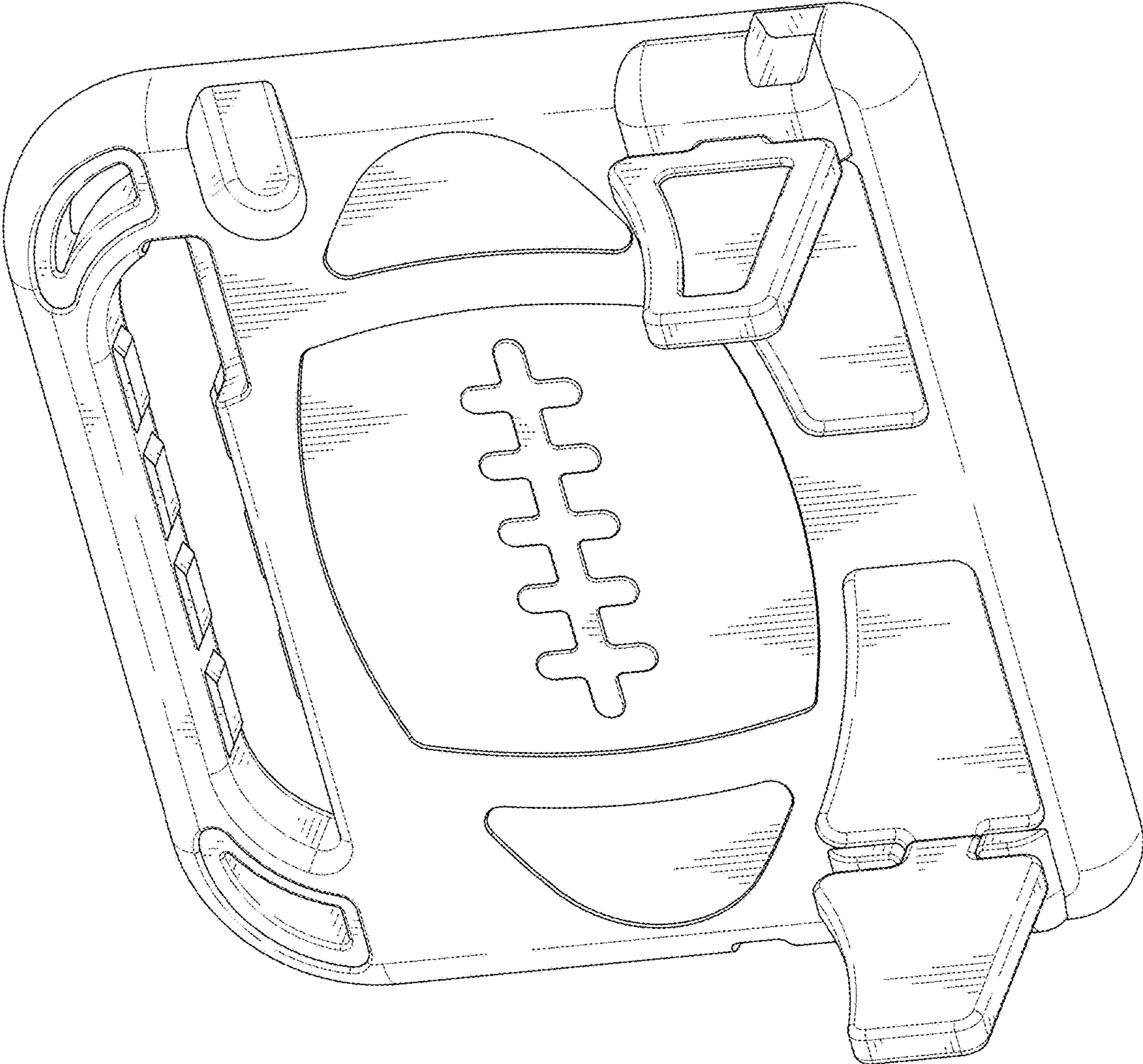


FIG. 9