



US00D91888S

(12) **United States Design Patent**
Feng

(10) **Patent No.:** **US D918,888 S**

(45) **Date of Patent:** **** May 11, 2021**

(54) **PHONE CASE**

(71) Applicant: **Yangjiang Yitao Trading Co., Ltd.**,
Yangjiang (CN)

(72) Inventor: **Zexiong Feng**, Yangjiang (CN)

(73) Assignee: **Yangjiang Yitao Trading Co., Ltd.**,
Yangjiang (CN)

(**) Term: **15 Years**

(21) Appl. No.: **29/766,144**

(22) Filed: **Jan. 13, 2021**

(51) **LOC (13) Cl.** **14-03**

(52) **U.S. Cl.**
USPC **D14/250**

(58) **Field of Classification Search**
USPC D14/217, 238.1, 240, 248, 250, 251–253,
D14/439, 440, 447; D13/107–108, 103,
D13/119; D3/201, 218, 247, 269, 273,
D3/301, 303

CPC H04B 1/3888; H04M 1/0283; H04M
1/0202; A45C 1/06; A45C 11/00; A45C
13/02; A45C 2011/002; A45F 2005/026;
A45F 2200/0525; A45F 2200/0516

See application file for complete search history.

(56) **References Cited**

U.S. PATENT DOCUMENTS

D816,074 S	4/2018	Deng	
D845,292 S *	4/2019	Fitzgerald	D14/250
D878,348 S *	3/2020	Weng	D14/250
D891,414 S	7/2020	Kim	
D894,886 S *	9/2020	Kim	D14/250

D898,015 S *	10/2020	Kwak	D14/250
D899,415 S *	10/2020	Kwak	D14/250
D901,479 S *	11/2020	Altschul	D14/250
D901,480 S *	11/2020	Altschul	H04B 1/3888 D14/250
D902,193 S *	11/2020	Altschul	D14/250
D905,671 S	12/2020	Kim	
D905,680 S *	12/2020	Kim	D14/250
D909,359 S *	2/2021	Kim	D14/250
D912,035 S *	3/2021	Lee	D14/250
D913,270 S *	3/2021	Lee	D14/250
D914,007 S *	3/2021	Yoon	D14/250
2015/0189963 A1 *	7/2015	Lai	A45C 13/008 224/191
2019/0380461 A1 *	12/2019	Fathollahi	A45C 11/00

* cited by examiner

Primary Examiner — Mojtaba Tehrani

(74) *Attorney, Agent, or Firm* — True Shepherd LLC;
Andrew C. Cheng

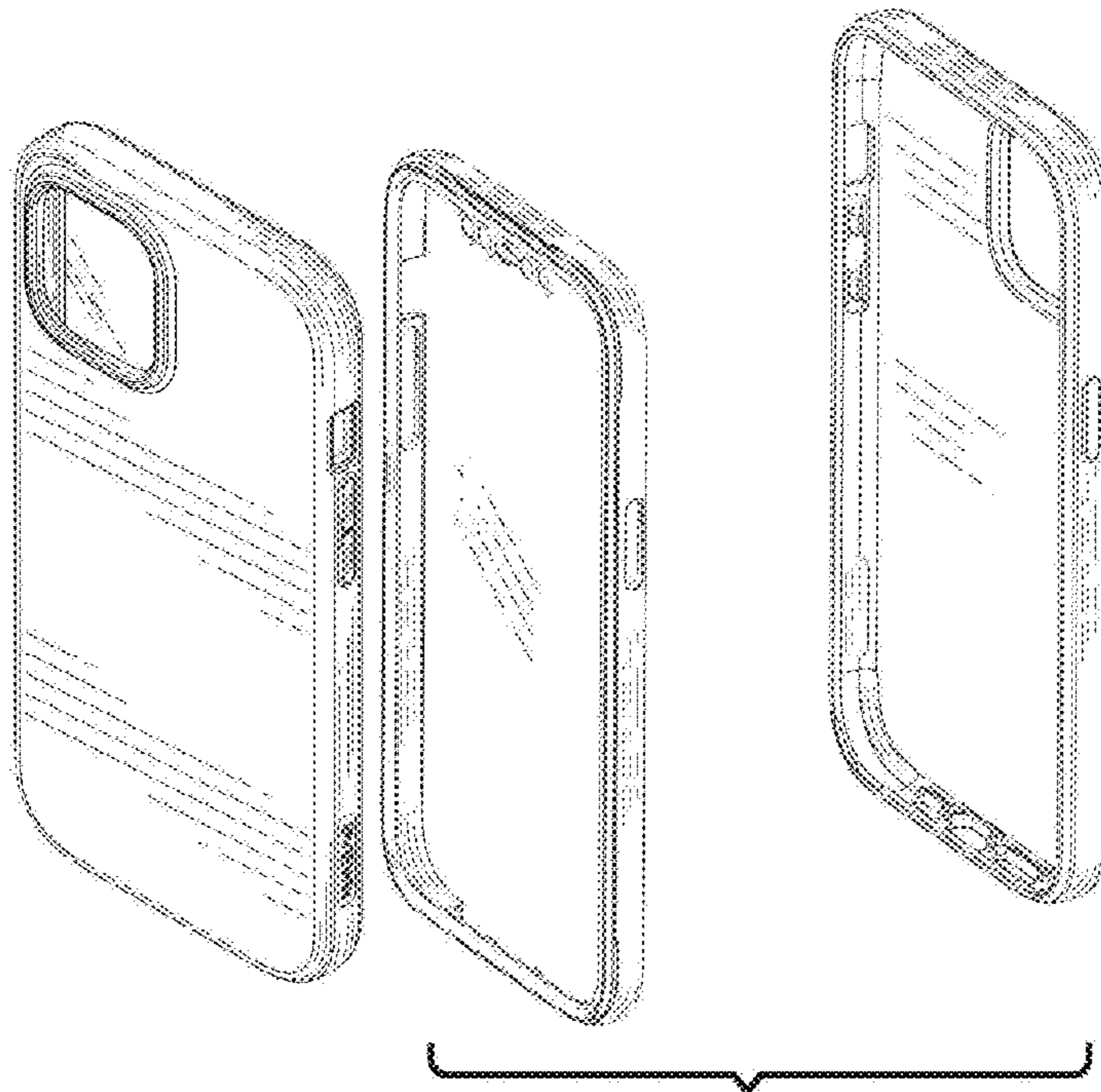
(57) **CLAIM**

The ornamental design for a phone case, as shown and described.

DESCRIPTION

FIG. 1 is a perspective view of a phone case showing my new design;
FIG. 2 is a front view thereof;
FIG. 3 is a rear view thereof;
FIG. 4 is a left side view thereof;
FIG. 5 is a right side view thereof;
FIG. 6 is a top plan view thereof;
FIG. 7 is a bottom plan view thereof; and,
FIG. 8 is a perspective view thereof in an open state.

1 Claim, 8 Drawing Sheets






FIG. 1




FIG. 2

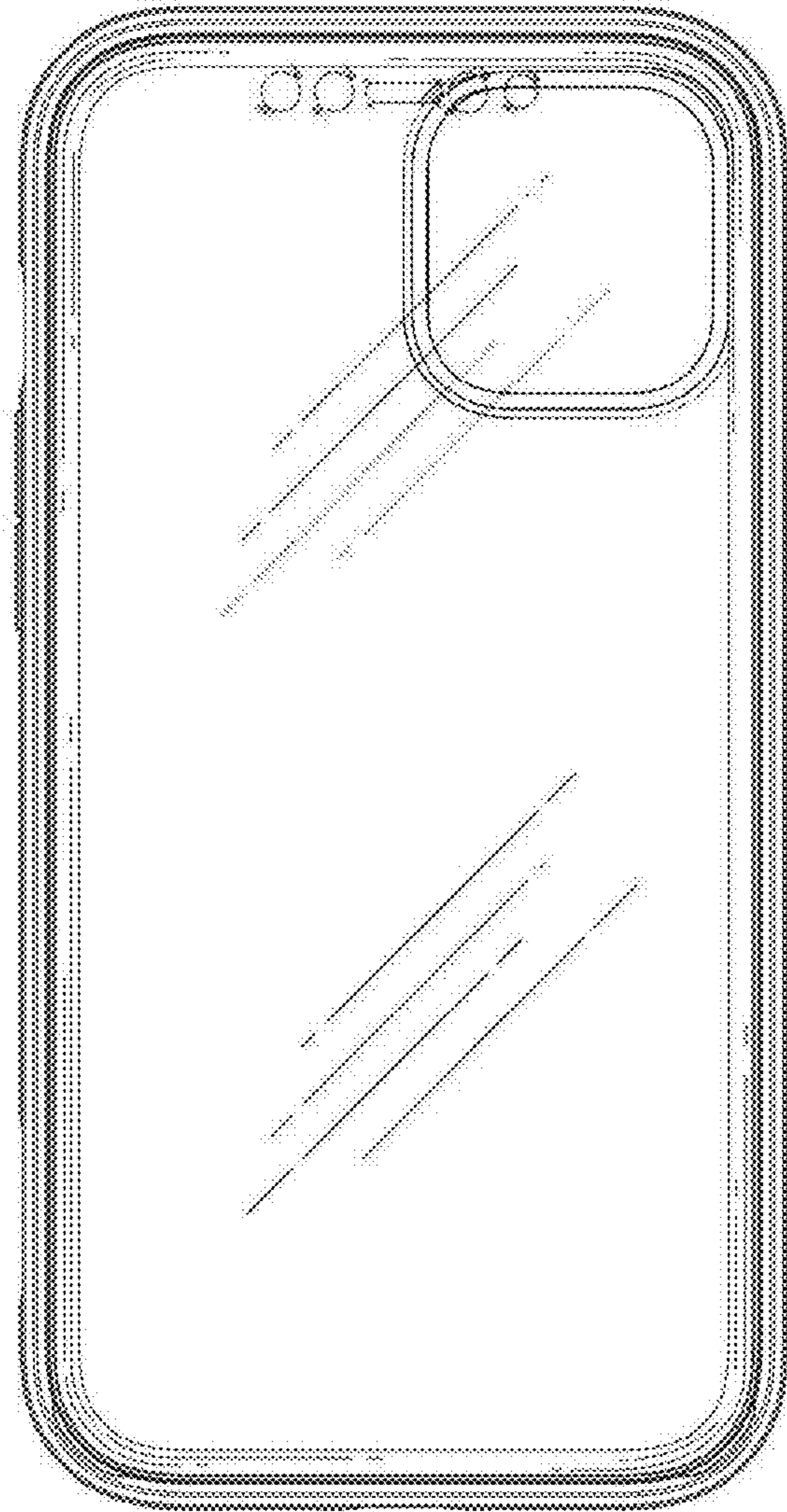


FIG. 3




FIG. 4



FIG. 5



FIG.6




FIG.7




FIG. 8