



US00D918856S

(12) **United States Design Patent**
Seo et al.

(10) **Patent No.:** **US D918,856 S**

(45) **Date of Patent:** **** May 11, 2021**

(54) **MOBILE PHONE**

(71) Applicant: **LG Electronics Inc.**, Seoul (KR)

(72) Inventors: **Hyunseung Seo**, Seoul (KR); **Seala Park**, Seoul (KR)

(73) Assignee: **LG Electronics Inc.**, Seoul (KR)

(**) Term: **15 Years**

(21) Appl. No.: **35/508,423**

(22) Filed: **Mar. 26, 2019**

(80) **Hague Agreement Data**

Int. Filing Date: **Mar. 26, 2019**

Int. Reg. No.: **DM/205405**

Int. Reg. Date: **Mar. 26, 2019**

Int. Reg. Pub. Date: **Jan. 31, 2020**

(51) **LOC (13) Cl.** **14-03**

(52) **U.S. Cl.**
USPC **D14/138 G**

(58) **Field of Classification Search**

USPC D14/125–134, 159, 239, 341, 342, 346,
D14/347, 336, 371, 374–377, 420, 426,
D14/440, 448, 450, 496, 138 R, 138 AA,
D14/138 G, 147, 203.1–203.7, 247, 388,
D14/389

CPC ... G06F 1/1626; H04M 1/027; H04M 1/0202;
H04M 1/0279; H04M 1/0235; H04M
1/0237; H04M 1/0239; H04M 1/0266;
H04M 1/0268; H04M 1/0295; H04M
1/0264

See application file for complete search history.

(56) **References Cited**

U.S. PATENT DOCUMENTS

D856,296 S * 8/2019 McPhail D14/138 G
D863,245 S * 10/2019 Yuan D14/138 G
10,462,272 B2 * 10/2019 Jung H04M 1/035

D868,059 S * 11/2019 Akana D14/341
D877,710 S * 3/2020 Wu D14/138 G
D899,393 S * 10/2020 Tian D14/138 G
D900,777 S * 11/2020 Kim D14/138 G
D900,778 S * 11/2020 Cheng D14/138 G
D900,779 S * 11/2020 Gu D14/138 G
D900,780 S * 11/2020 Zhu D14/138 G
D901,421 S * 11/2020 Hu D14/138 G
D901,423 S * 11/2020 Qin D14/138 G
D901,424 S * 11/2020 Zhu D14/138 G
D901,425 S * 11/2020 Zhang D14/138 C
D904,993 S * 12/2020 Xu D14/138 G
D904,994 S * 12/2020 Lee D14/138 G
D904,995 S * 12/2020 Baek D14/138 G

(Continued)

Primary Examiner — Bao-Yen T Nguyen

(74) *Attorney, Agent, or Firm* — Birch, Stewart, Kolasch & Birch, LLP

(57) **CLAIM**

The ornamental design for a mobile phone, as shown and described.

DESCRIPTION

1. Mobile phone

1.1 : Perspective

1.2 : Front

1.3 : Back

1.4 : Left

1.5 : Right

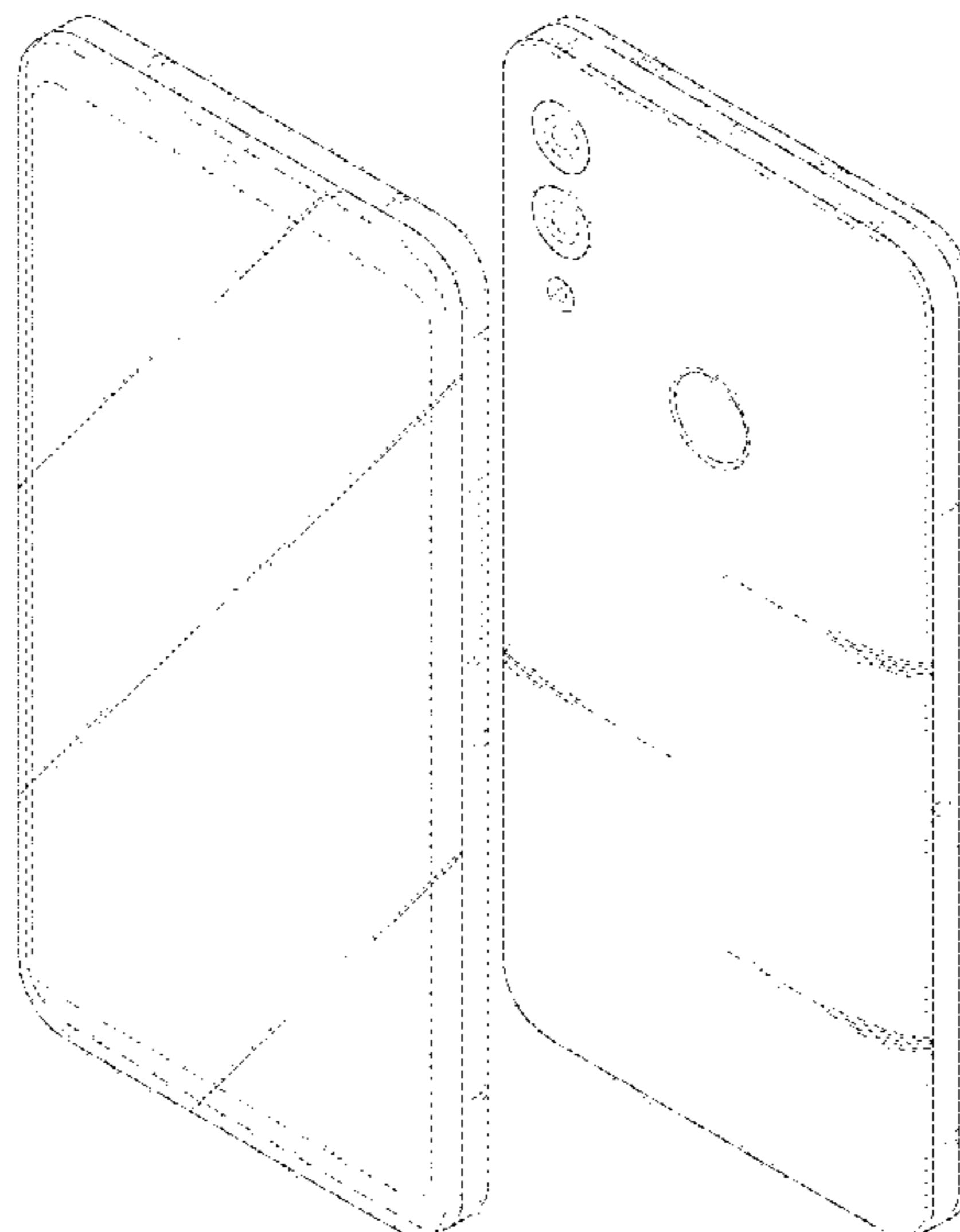
1.6 : Top

1.7 : Bottom

1.8 : Back perspective view

The broken lines depict portions of the mobile phone that form no part of the claimed design; reproduction **1.1** is a front perspective view of the mobile phone; reproduction **1.2** is a front view thereof; reproduction **1.3** is a back view thereof; reproduction **1.4** is a left view thereof; reproduction **1.5** is a right view thereof; reproduction **1.6** is a top view thereof; reproduction **1.7** is a bottom view thereof; reproduction **1.8** is a back perspective view thereof.

1 Claim, 8 Drawing Sheets



(56)


References Cited

U.S. PATENT DOCUMENTS


2017/0289324 A1* 10/2017 Yeo G03B 29/00
2020/0404815 A1* 12/2020 Lee H05K 9/0028

* cited by examiner

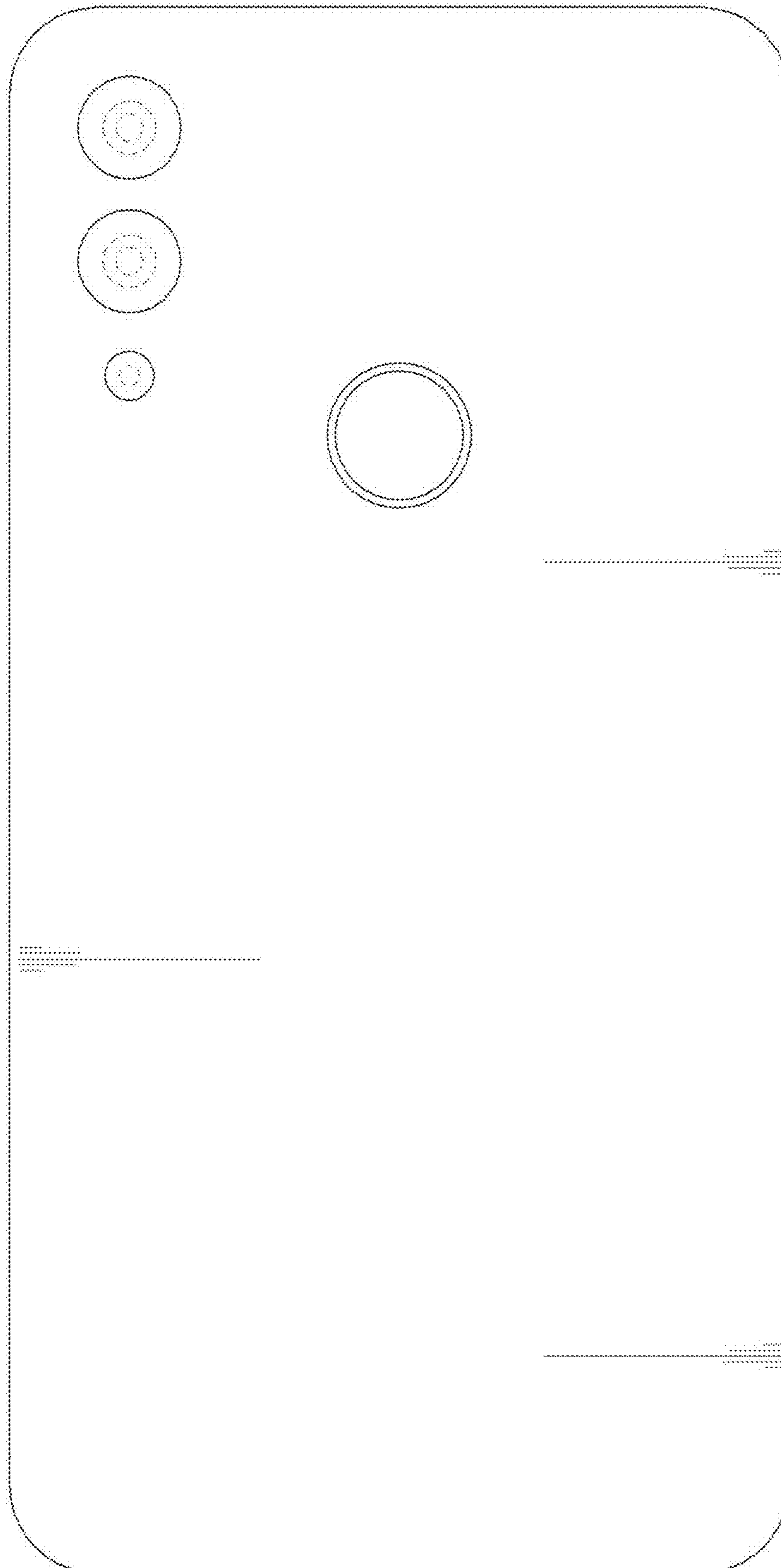
1.1




1.2



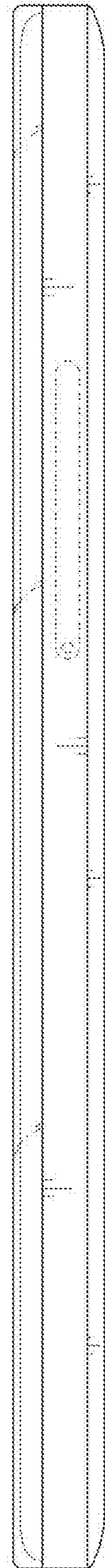
1.3




1.4




1.5



1.6



1.7



1.8

