



US00D918816S

(12) **United States Design Patent**
VanRyn

(10) **Patent No.:** **US D918,816 S**

(45) **Date of Patent:** **** May 11, 2021**

(54) **WHEEL**

(71) Applicant: **Wheel Pros, LLC**, Greenwood Village, CO (US)

(72) Inventor: **Tom VanRyn**, Buena Park, CA (US)

(**) Term: **15 Years**

(21) Appl. No.: **29/728,143**

(22) Filed: **Mar. 16, 2020**

(51) **LOC (13) Cl.** **12-16**

(52) **U.S. Cl.**
USPC **D12/209**

(58) **Field of Classification Search**
USPC D12/204–213; D21/563
CPC B60B 7/00; B60B 7/02; B60B 7/04; B60B 7/01; B60B 7/06; B60B 3/02; B60B 3/04; B60B 3/06; B60B 3/10; B60B 1/00; B60B 1/08; B60B 1/10; B60B 1/12
See application file for complete search history.

(56) **References Cited**

U.S. PATENT DOCUMENTS

D273,102 S	3/1984	Woodward	
D453,724 S	2/2002	Hodges	
D464,010 S	10/2002	Chung	
D519,433 S	4/2006	Finn	
D549,148 S *	8/2007	Buschmann D12/209
D550,600 S	9/2007	Celik	
D576,093 S	9/2008	Chung	
D582,827 S	12/2008	Musser	

D612,316 S	3/2010	Sanschagrin	
D623,573 S *	9/2010	Thurner D12/209
D680,938 S	4/2013	Hale	
D698,298 S *	1/2014	Cortes D12/210
D711,304 S	8/2014	Chung	
D758,276 S *	6/2016	Lickliter D12/209
D768,554 S *	10/2016	Rueckheim D12/211
D792,308 S *	7/2017	Guo D12/209
D822,575 S *	7/2018	Chung D12/209
D824,316 S *	7/2018	Tran D12/209
D859,273 S *	9/2019	Anton D12/211
D876,314 S *	2/2020	Han D12/211
D887,943 S *	6/2020	Han D12/209
D887,944 S *	6/2020	Han D12/209
D894,088 S *	8/2020	Tran D12/210
D901,361 S *	11/2020	Liu D12/211
D902,820 S *	11/2020	Han D12/209
D912,595 S *	3/2021	VanRyn D12/209

* cited by examiner

Primary Examiner — Stacia A Cadmus

(74) *Attorney, Agent, or Firm* — Eric Hanscom

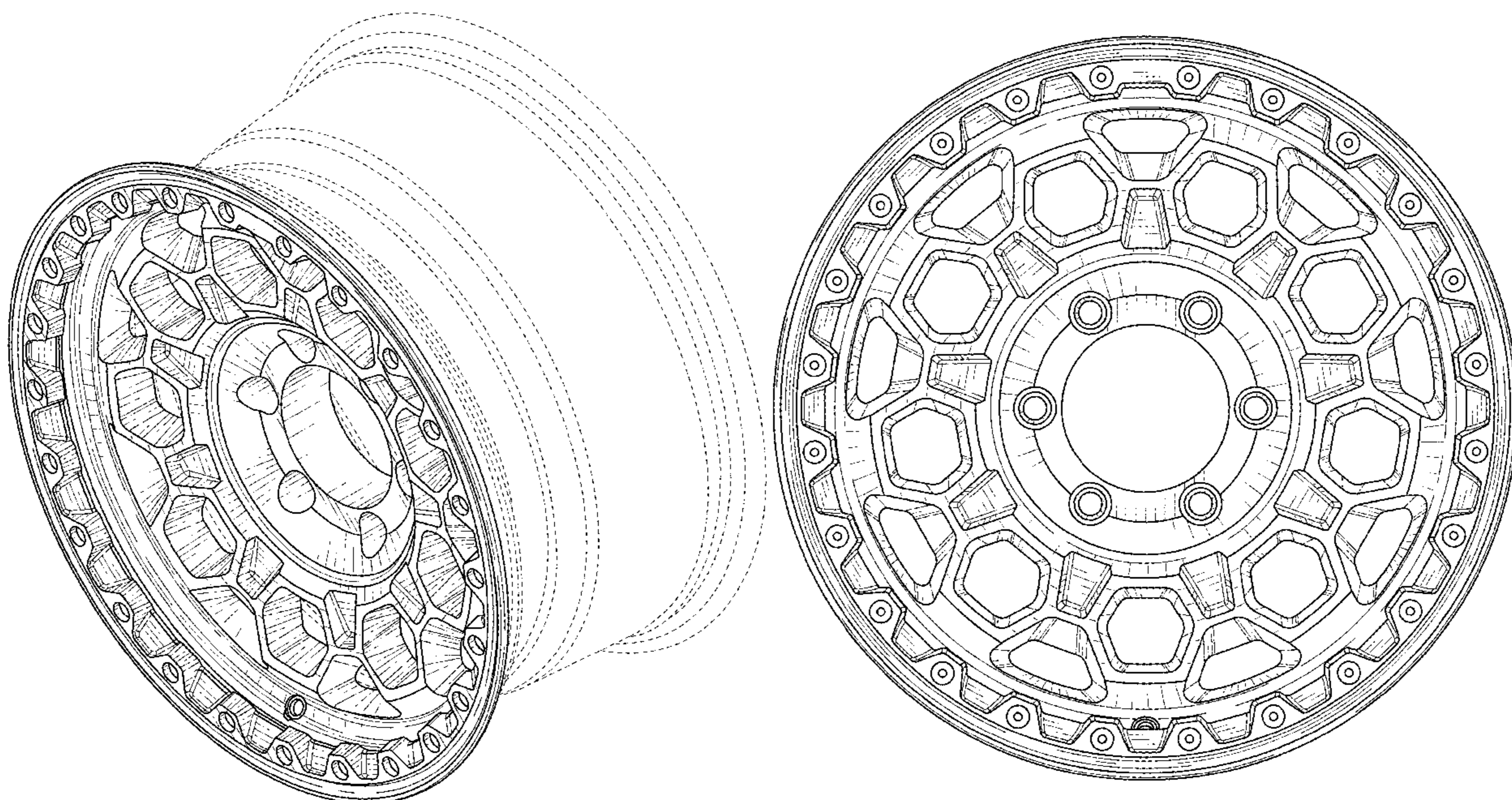
(57) **CLAIM**

The ornamental design for a wheel, as shown and described.

DESCRIPTION

FIG. 1 is a perspective view of a wheel showing my new design; and, FIG. 2 is a front view thereof. In the drawings the broken lines depict portions of the wheel that form no part of the claimed design.

1 Claim, 2 Drawing Sheets



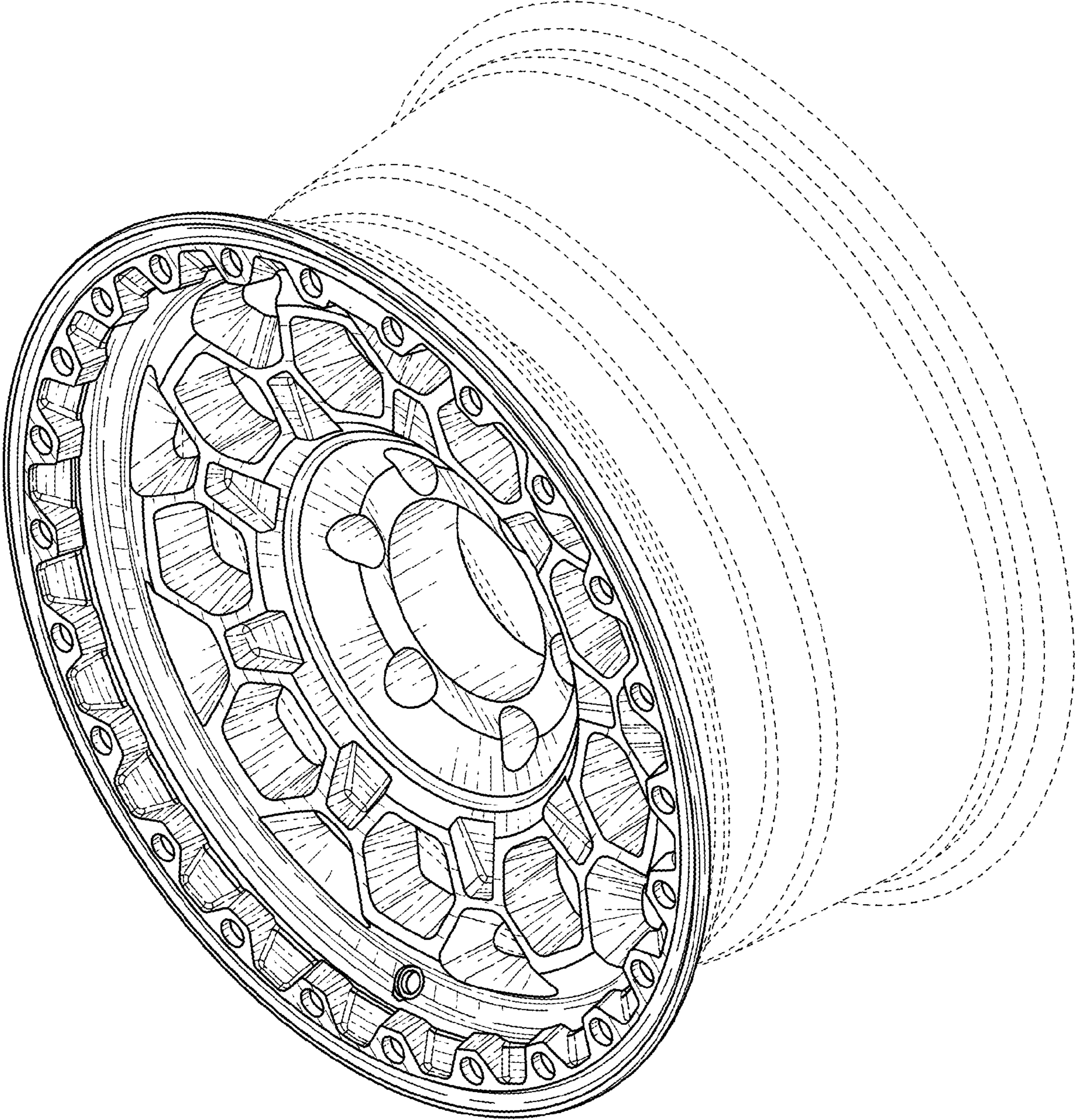


FIG. 1

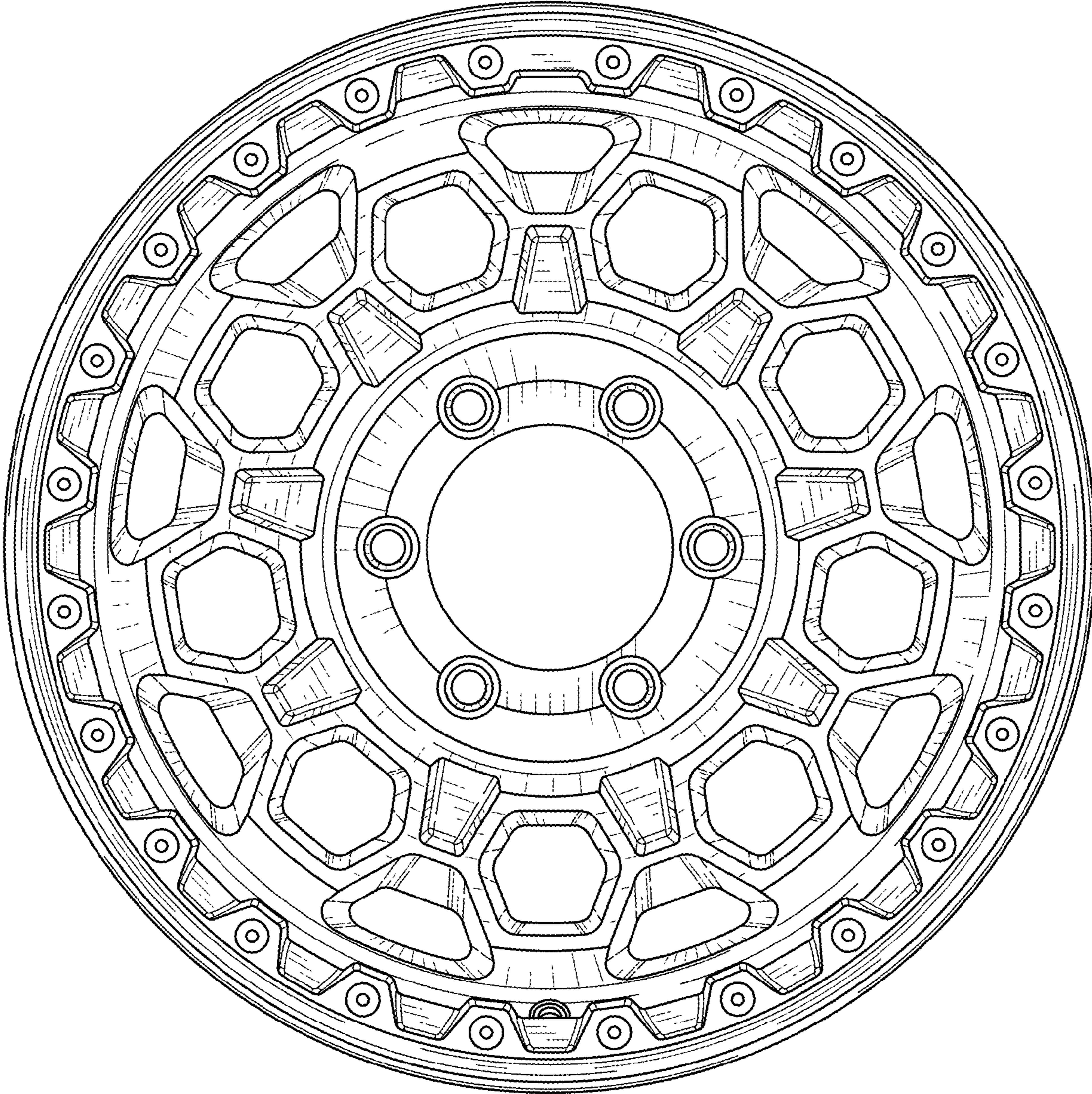


FIG. 2