



US00D918815S

(12) **United States Design Patent**
Andoh

(10) **Patent No.:** **US D918,815 S**

(45) **Date of Patent:** **** May 11, 2021**

(54) **WHEEL FOR AN AUTOMOBILE**
(71) Applicant: **Subaru Corporation**, Tokyo (JP)
(72) Inventor: **Takahiro Andoh**, Tokyo (JP)
(73) Assignee: **Subaru Corporation**, Tokyo (JP)
(**) Term: **15 Years**

(21) Appl. No.: **29/727,806**

(22) Filed: **Mar. 13, 2020**

(30) **Foreign Application Priority Data**

Sep. 13, 2019 (JP) 2019-020565

(51) **LOC (13) Cl.** **12-16**

(52) **U.S. Cl.**
USPC **D12/209**

(58) **Field of Classification Search**
USPC D12/204–213; D21/563
CPC B60B 7/00; B60B 7/02; B60B 7/04; B60B
7/01; B60B 7/06; B60B 3/02; B60B 3/04;
B60B 3/06; B60B 3/10; B60B 1/00;
B60B 1/08; B60B 1/10; B60B 1/12
See application file for complete search history.

(56) **References Cited**

U.S. PATENT DOCUMENTS

D513,728 S * 1/2006 Yazawa D12/211
D634,692 S * 3/2011 Stefanov D12/211
D635,077 S * 3/2011 Nordmann D12/209
D673,494 S * 1/2013 Lemke D12/209
D707,165 S * 6/2014 Wheel D12/209
D734,233 S * 7/2015 Wheel D12/209
D740,734 S * 10/2015 Wheel D12/209
D741,772 S * 10/2015 Lesnik D12/211

D745,842 S * 12/2015 Wheel D12/209
D759,565 S * 6/2016 Cybulski D12/209
D776,596 S * 1/2017 Wolff D12/211
D786,767 S * 5/2017 Bjerke D12/209
D792,309 S * 7/2017 Wolff D12/211
D795,777 S * 8/2017 Valencia Pollex D12/211
D826,821 S * 8/2018 Woodhouse D12/209
D833,951 S * 11/2018 Wheel D12/211
D840,319 S * 2/2019 Wheel D12/209
D850,351 S * 6/2019 Wheel D12/211
D860,093 S * 9/2019 Milani D12/209
D876,312 S * 2/2020 Chan D12/209
D877,035 S * 3/2020 Park D12/211
D883,173 S * 5/2020 Woodhouse D12/209
D884,570 S * 5/2020 Liu D12/209
D894,073 S * 8/2020 Woodhouse D12/209
D895,513 S * 9/2020 Patel D12/209
D896,719 S * 9/2020 Metros D12/209
D899,996 S * 10/2020 O'Neill D12/209

* cited by examiner

Primary Examiner — Stacia A Cadmus

(74) *Attorney, Agent, or Firm* — Schiff Hardin LLP

(57) **CLAIM**

I claim the ornamental design for a wheel for an automobile, as shown and described.

DESCRIPTION

FIG. 1 is a front perspective view for a “wheel for an automobile” showing our new design, FIG. 2 is a rear perspective view thereof, FIG. 3 is a front view thereof, FIG. 4 is a rear view thereof, FIG. 5 is a top view thereof, FIG. 6 is a bottom view thereof, FIG. 7 is a left-side view thereof; and, FIG. 8 is a right-side view thereof.

1 Claim, 6 Drawing Sheets

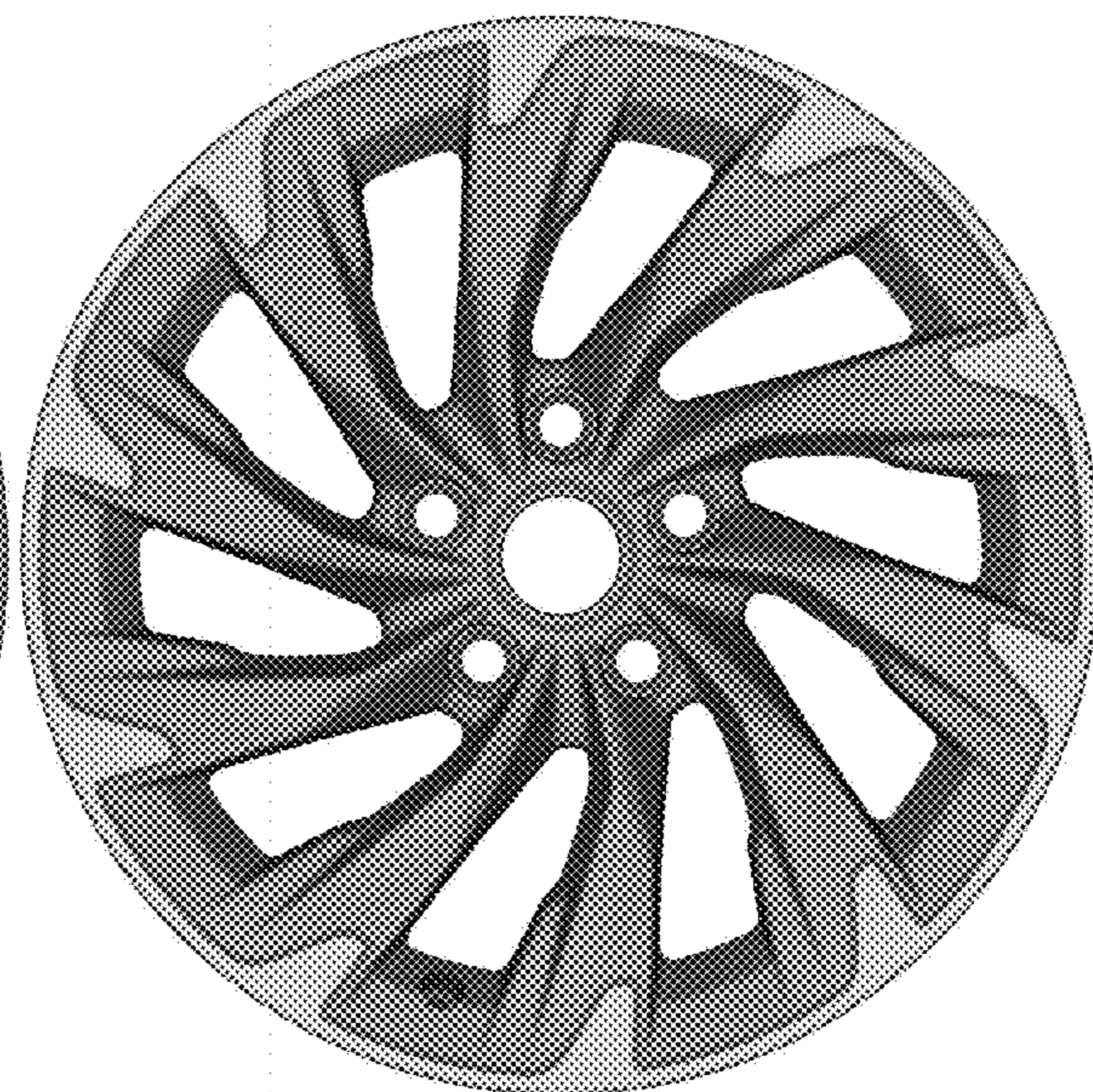


Fig. 1



Fig. 2



Fig. 3

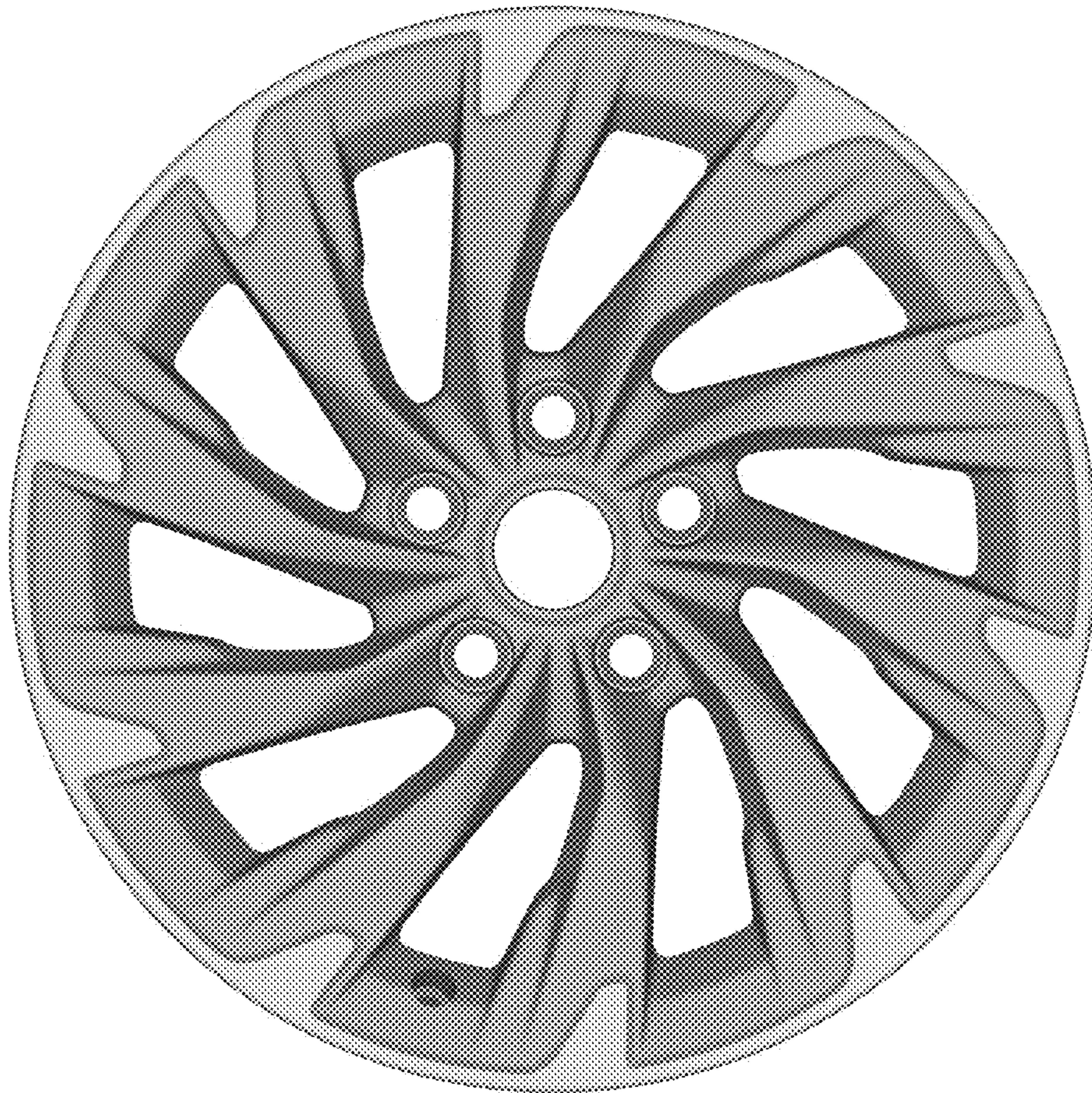


Fig. 4




Fig. 5




Fig. 6




Fig. 7




Fig. 8

