



US00D918812S

(12) **United States Design Patent** (10) **Patent No.:** **US D918,812 S**
Mueller et al. (45) **Date of Patent:** **** May 11, 2021**

(54) **VEHICLE WHEEL, TOY VEHICLE WHEEL,
AND/OR REPLICAS THEREOF**

(71) Applicant: **Bayerische Motoren Werke
Aktiengesellschaft, Munich (DE)**

(72) Inventors: **Rainer Mueller, Munich (DE); Dirk
Juergens, Munich (DE)**

(73) Assignee: **Bayerische Motoren Werke
Aktiengesellschaft, Munich (DE)**

(**) Term: **15 Years**

(21) Appl. No.: **29/727,429**

(22) Filed: **Mar. 11, 2020**

(30) **Foreign Application Priority Data**

Sep. 18, 2019 (DE) 402019101017.3

(51) **LOC (13) Cl.** **12-16**

(52) **U.S. Cl.**
USPC **D12/209; D21/563**

(58) **Field of Classification Search**
USPC D12/204-213; D21/563
CPC B60B 7/00; B60B 7/02; B60B 7/04; B60B
7/01; B60B 7/06; B60B 3/02; B60B 3/04;
B60B 3/06; B60B 3/10; B60B 1/00;
B60B 1/08; B60B 1/10; B60B 1/12
See application file for complete search history.

(56) **References Cited**

U.S. PATENT DOCUMENTS

D402,952 S 12/1998 Sycha
D496,623 S 9/2004 Elmitt
D504,100 S 4/2005 Pollmann
D517,969 S * 3/2006 Brouillette D12/209
D531,102 S * 10/2006 Loohe D12/209
D586,280 S * 2/2009 Blasi D12/209
D614,106 S 4/2010 Junker

D627,700 S * 11/2010 Ectors D12/209
D629,732 S * 12/2010 Tirado D12/209
D630,147 S * 1/2011 Sands D12/211
D643,356 S * 8/2011 Gotschke D12/209
D644,587 S * 9/2011 Gotschke D12/209
D683,684 S * 6/2013 Campbell D12/209
D708,112 S * 7/2014 Mays D12/211
D761,178 S * 7/2016 Johnson D12/209
D800,044 S * 10/2017 Ghobrial D12/209
D817,246 S * 5/2018 Andoh D12/209
D856,253 S 8/2019 Kraljevic
D864,073 S * 10/2019 Mielke D12/209
D899,998 S * 10/2020 Carbis D12/209
D904,960 S * 12/2020 Carbis D12/209

FOREIGN PATENT DOCUMENTS

EM 000106513-0003 12/2004
EM 000106513-0005 12/2004
EM 001598277-0007 1/2010
WO WO DM/042080 1/1998

* cited by examiner

Primary Examiner — Stacia A Cadmus

(74) *Attorney, Agent, or Firm* — Crowell & Moring LLP

(57) **CLAIM**

The ornamental design for a vehicle wheel, toy vehicle wheel, and/or replicas thereof, as shown and described.

DESCRIPTION

FIG. 1 is a perspective view of a vehicle wheel, toy vehicle wheel, and/or replicas thereof according to the design; FIG. 2 is an additional perspective view thereof; FIG. 3 is an additional perspective view thereof; FIG. 4 is a front view thereof; FIG. 5 is a rear view thereof in a lighter gray scale, representing environmental features that form no part of the claimed design; and, FIG. 6 is a side view thereof.

1 Claim, 6 Drawing Sheets







Fig. 1



Fig. 2



Fig. 3



Fig. 4




Fig. 5




Fig. 6