



US00D918811S

(12) **United States Design Patent**  
**VanRyn**

(10) **Patent No.:** **US D918,811 S**

(45) **Date of Patent:** **\*\* May 11, 2021**

(54) **WHEEL**

(71) Applicant: **Wheel Pros, LLC**, Greenwood Village, CO (US)

(72) Inventor: **Tom VanRyn**, Buena Park, CA (US)

(\*\*) Term: **15 Years**

(21) Appl. No.: **29/723,234**

(22) Filed: **Feb. 5, 2020**

(51) **LOC (13) Cl.** ..... **12-16**

(52) **U.S. Cl.**  
USPC ..... **D12/209**

(58) **Field of Classification Search**

USPC ..... D12/204–213; D21/563  
CPC .... B60B 7/00; B60B 7/02; B60B 7/04; B60B 7/01; B60B 7/06; B60B 3/02; B60B 3/04; B60B 3/06; B60B 3/10; B60B 1/00; B60B 1/08; B60B 1/10; B60B 1/12

See application file for complete search history.

D505,374 S	5/2005	Aleman	
D510,307 S	10/2005	Howes	
D523,797 S	6/2006	Gallert	
D524,212 S	7/2006	Phillips	
D524,220 S	7/2006	Scheu	
D526,265 S	* 8/2006	Muzzarelli .....	D12/209
D528,495 S	9/2006	Truebsbach	
D542,209 S	5/2007	Pfeiffer	
D549,148 S	8/2007	Buschmann	
D569,777 S	5/2008	Chung	
D577,650 S	9/2008	Chung	
D579,845 S	11/2008	Chung	
D582,831 S	12/2008	Musser	
D598,357 S	8/2009	Chung	
D617,723 S	6/2010	Zhao	
D623,109 S	9/2010	Markefka	
D625,238 S	* 10/2010	Zhao .....	D12/209
D635,903 S	4/2011	Zhang	
D654,007 S	2/2012	Nissl	
D654,420 S	2/2012	Guay	
D660,771 S	5/2012	Mueller-Stolz	
D669,009 S	10/2012	Chung	
D686,961 S	7/2013	Chung	
D695,193 S	12/2013	Kong	
D698,298 S	1/2014	Cortes	
D698,300 S	1/2014	Chung	
D702,172 S	4/2014	Chung	

(Continued)

(56) **References Cited**

**U.S. PATENT DOCUMENTS**

D291,796 S	9/1987	Reid
D361,975 S	9/1995	Weld
D391,216 S	2/1998	Ballmann
D408,775 S	4/1999	Shikado
D453,492 S	2/2002	Laengerer
D455,698 S	4/2002	Chung
D467,212 S	12/2002	Noriega
D470,094 S	2/2003	van Hooydonk
D480,036 S	9/2003	Laengerer
D482,996 S	12/2003	Sulahian
D492,925 S	7/2004	Fitzgerald
D496,317 S	9/2004	Kataoka
D499,684 S	12/2004	Cheng
D502,438 S	3/2005	Weld
D504,859 S	5/2005	Sulahian

*Primary Examiner* — Stacia A Cadmus

(74) *Attorney, Agent, or Firm* — Eric Hanscom

(57) **CLAIM**

The ornamental design for a wheel, as shown and described.

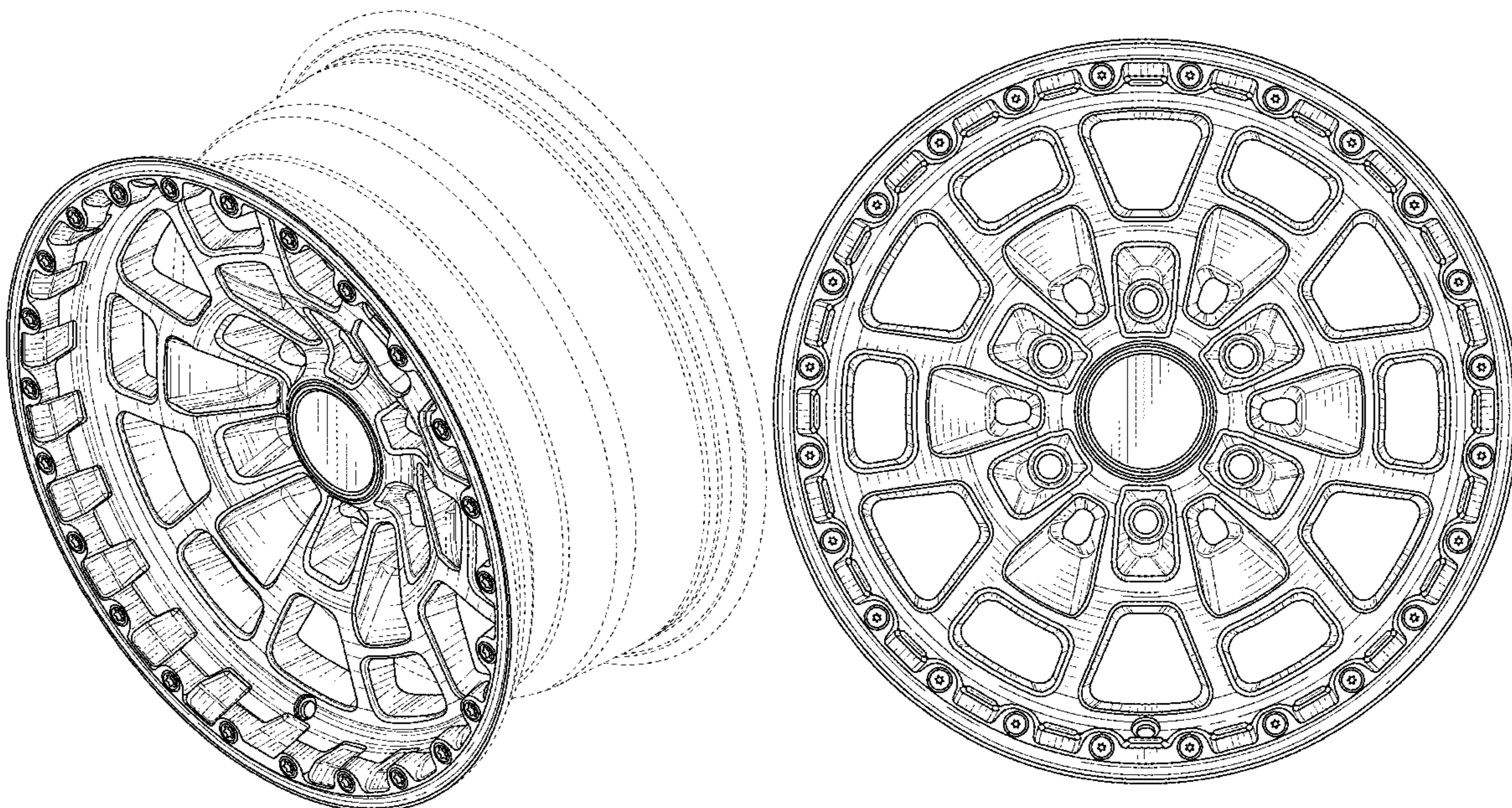
**DESCRIPTION**

FIG. 1 is a perspective view of a wheel showing my new design; and,

FIG. 2 is a front view thereof.

In the drawings the broken lines depict portions of the wheel that form no part of the claimed design.

**1 Claim, 2 Drawing Sheets**



(56)

References Cited

U.S. PATENT DOCUMENTS

D704,117 S 5/2014 Chung  
 D704,617 S 5/2014 Chung  
 D706,197 S 6/2014 Chung  
 D707,167 S 6/2014 Chung  
 D709,020 S 7/2014 Chung  
 D711,304 S \* 8/2014 Chung ..... D12/209  
 D713,316 S 9/2014 Song  
 D714,207 S 9/2014 Kim  
 D717,709 S 11/2014 Valencia Pollex  
 D719,893 S 12/2014 Kim  
 D728,439 S \* 5/2015 Hashimoto ..... D12/204  
 D731,946 S 6/2015 Chung  
 D742,293 S 11/2015 Chung  
 D753,046 S 4/2016 Liffick  
 D756,882 S 5/2016 Tirado  
 D761,178 S \* 7/2016 Johnson ..... D12/209  
 D763,160 S \* 8/2016 Hashimoto ..... D12/209

D766,805 S 9/2016 Chung  
 D769,785 S 10/2016 Wells  
 D780,655 S 3/2017 Trim  
 D792,304 S \* 7/2017 Pugh ..... D12/209  
 D792,312 S \* 7/2017 Wilson ..... D12/211  
 D793,320 S \* 8/2017 Factor ..... D12/209  
 D803,748 S \* 11/2017 English ..... D12/209  
 D820,760 S \* 6/2018 Thornburg ..... D12/209  
 D833,950 S \* 11/2018 Sempek ..... D12/211  
 D835,024 S \* 12/2018 Han ..... D12/209  
 D857,583 S \* 8/2019 Harriton ..... D12/209  
 D871,997 S \* 1/2020 Itaya ..... D12/209  
 D876,309 S \* 2/2020 Echazabal ..... D12/209  
 D884,576 S \* 5/2020 Hale ..... D12/209  
 D887,938 S \* 6/2020 Stone ..... D12/209  
 D893,380 S \* 8/2020 Vincent ..... D12/209  
 D894,075 S \* 8/2020 Ninov ..... D12/209  
 D911,906 S \* 3/2021 Ma ..... D12/209  
 D912,595 S \* 3/2021 VanRyn ..... D12/209

\* cited by examiner



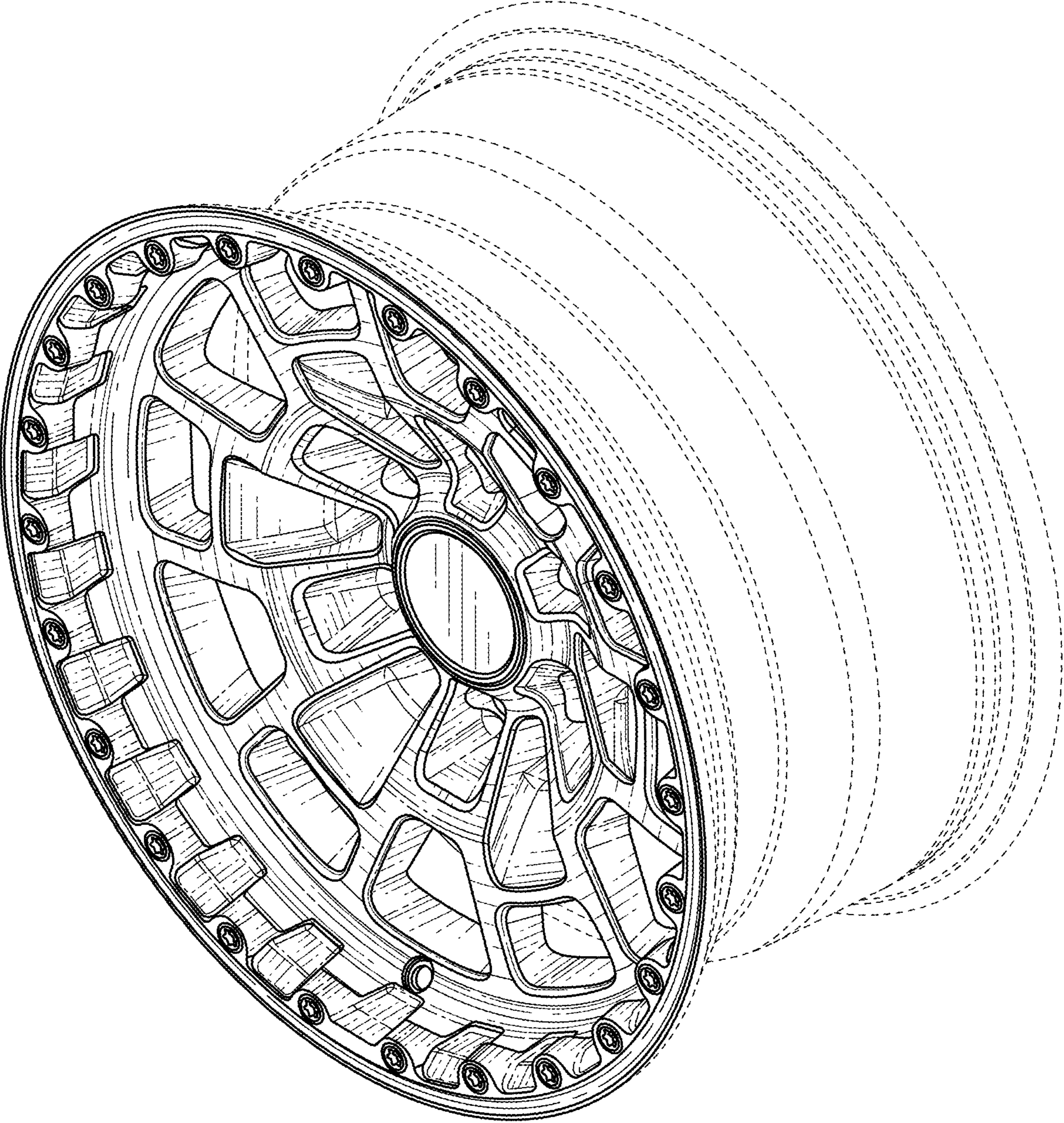


FIG. 1






FIG. 2