



US00D918800S

(12) **United States Design Patent** (10) **Patent No.:** **US D918,800 S**
Nagasaka et al. (45) **Date of Patent:** **** May 11, 2021**

(54) **FRONT BUMPER FOR AN AUTOMOBILE**

(71) Applicant: **TOYOTA JIDOSHA KABUSHIKI KAISHA**, Toyota (JP)

(72) Inventors: **Ken Nagasaka**, Nagoya (JP); **Junya Furuta**, Nagoya (JP); **Miaojie Ni**, Tianjin (CN)

(73) Assignee: **TOYOTA JIDOSHA KABUSHIKI KAISHA**

(**) Term: **15 Years**

(21) Appl. No.: **29/719,677**

(22) Filed: **Jan. 7, 2020**

(30) **Foreign Application Priority Data**

Aug. 20, 2019 (EM) 006736906-0001

(51) **LOC (13) Cl.** **12-16**

(52) **U.S. Cl.**
USPC **D12/169**

(58) **Field of Classification Search**
USPC D12/169, 164, 196, 171, 163, 86, 90-92;
293/102, 113, 115, 117, 120; 296/180.1,
296/180.2

CPC B60R 19/02; B60R 19/04; B62D 25/08
See application file for complete search history.

(56) **References Cited**

U.S. PATENT DOCUMENTS

D824,820 S * 8/2018 Nakamura D12/169
D825,410 S * 8/2018 Nakamura D12/169
D829,616 S * 10/2018 Fuchino D12/169
D829,617 S * 10/2018 Takamatsu D12/169
D829,618 S * 10/2018 Kamahara D12/169

D830,250 S * 10/2018 Tomita D12/169
D835,014 S * 12/2018 Ea D12/169
D839,150 S * 1/2019 Roller D12/169
D839,151 S * 1/2019 Cartabiano D12/169
D856,220 S * 8/2019 Koyama et al. D12/169
D856,221 S * 8/2019 Sakaue D12/169
D874,997 S * 2/2020 Campbell D12/169
D906,907 S * 1/2021 Yagi D12/169

OTHER PUBLICATIONS

netcarshow.com, Toyota RAV4 (2019), <<https://netcarshow.com/toyota/2019-rav4/>>, available as early as May 27, 2019.

netcarshow.com, Volkswagen Passat Alltrack (2020), <https://netcarshow.com/volkswagen/2020-passat_alltrack/>, available as early as May 27, 2019.

netcarshow.com, Audi Q8 (2019), https://netcarshow.com/audi/2019-q8_uk-version/, available as early as May 27, 2019.

* cited by examiner

Primary Examiner — Melody N Brown

(74) *Attorney, Agent, or Firm* — Saidman DesignLaw Group, LLC

(57) **CLAIM**

The ornamental design for a front bumper for an automobile, as shown and described.

DESCRIPTION

FIG. 1 is a perspective view of a front bumper for an automobile showing our new design;

FIG. 2 is a front view thereof;

FIG. 3 is a rear view thereof;

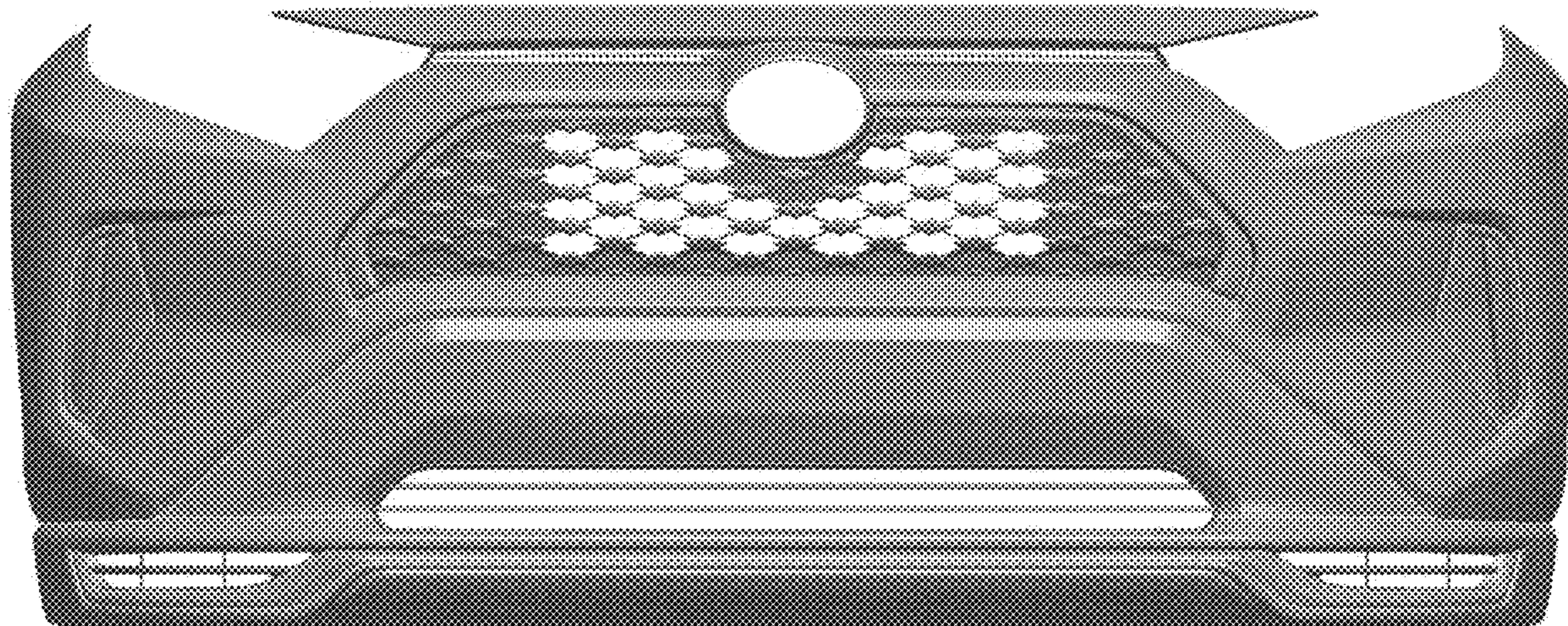
FIG. 4 is a right side view thereof;

FIG. 5 is a left side view thereof;

FIG. 6 is a top view thereof; and,

FIG. 7 is a bottom view thereof.

1 Claim, 7 Drawing Sheets






FIG. 1




FIG. 2




FIG. 3

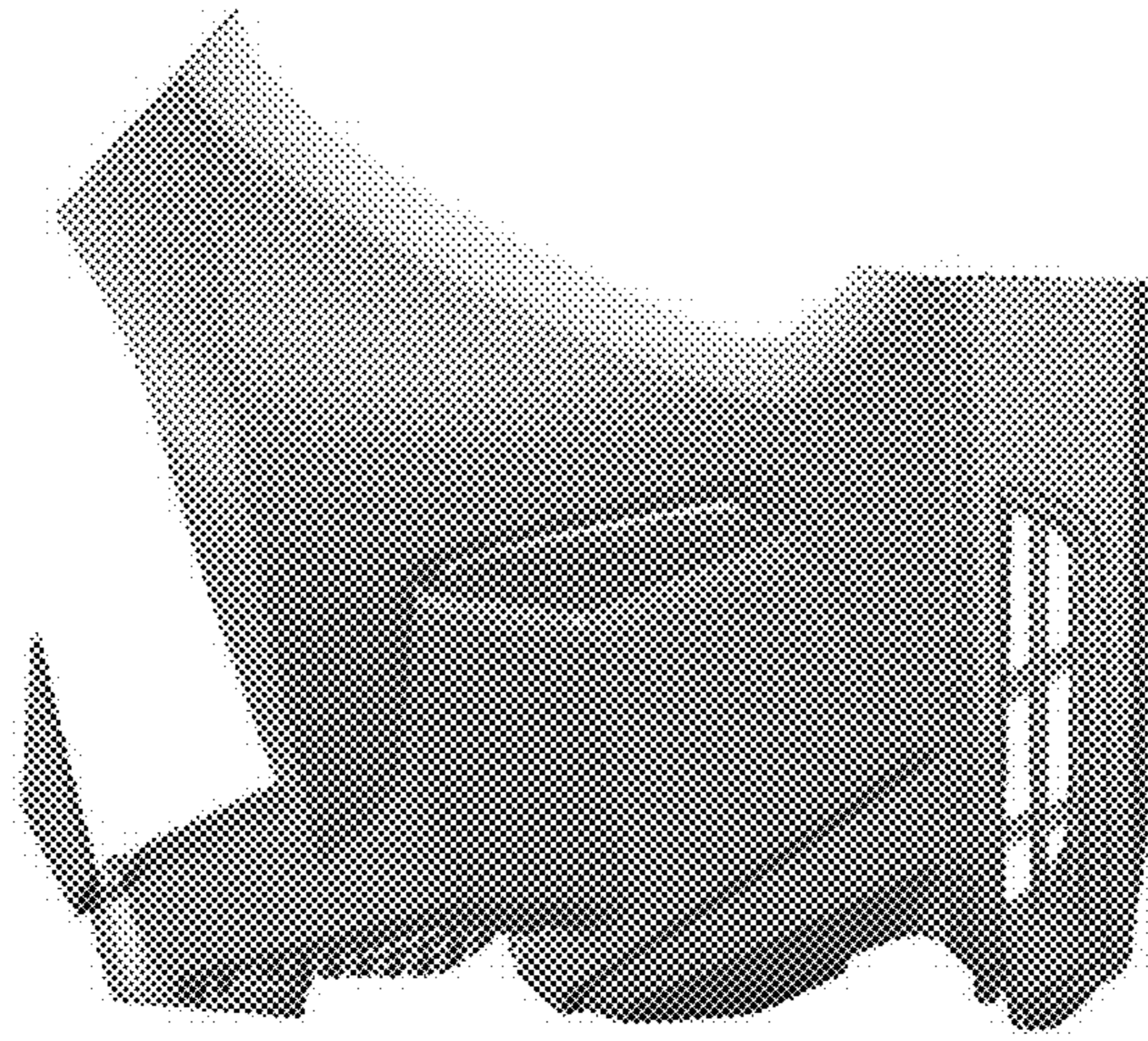


FIG. 4




FIG. 5




FIG. 6




FIG. 7