



US00D918776S

(12) **United States Design Patent** (10) **Patent No.:** **US D918,776 S**
Angel et al. (45) **Date of Patent:** **** May 11, 2021**

(54) **WEDGE LEVELER**

5/08; A47F 5/0807; A47F 5/0815; A47F 5/0838; A47F 5/0846; A47F 5/0853; A47F 5/105

(71) Applicant: **CAMCO MANUFACTURING, INC.**, Greensboro, NC (US)

See application file for complete search history.

(72) Inventors: **Bruce Andrew Angel**, Stokesdale, NC (US); **Brandon Wayne Blakely**, Burlington, NC (US); **Blake Martin**, Greensboro, NC (US); **Austin Hugh McGugan**, Greensboro, NC (US)

(56) **References Cited**

U.S. PATENT DOCUMENTS

7,040,461 B2 * 5/2006 Chrisco B60T 3/00 188/32
D594,398 S * 6/2009 Tai D12/217

(Continued)

(73) Assignee: **Camco Manufacturing, Inc.**, Greensboro, NC (US)

OTHER PUBLICATIONS

Camco 44580 Wedge RV Leveler, posted May 28, 2020, [retrieved Oct. 10, 2020]. Retrieved from Internet, <URL: <https://www.amazon.com/Camco-44580-Wedge-Leveler-Set/dp/B089C6D8D3> >.*

(Continued)

(**) Term: **15 Years**

Primary Examiner — Sheryl Lane

(21) Appl. No.: **29/704,166**

Assistant Examiner — Calvin E Vansant

(22) Filed: **Sep. 3, 2019**

(74) *Attorney, Agent, or Firm* — Tuggle Duggins P.A.; Blake P. Hurt

(51) **LOC (13) Cl.** **12-10**

(52) **U.S. Cl.**

USPC **D12/106**; D12/217

(58) **Field of Classification Search**

USPC D8/316, 358, 359, 363, 366, 370, 371, D8/372, 373, 382, 374, 375, 376, 377; D7/600.4; D12/106, 217

CPC A47G 7/047; A47G 7/045; A47G 7/042; A47G 7/044; A01G 9/024; A01G 25/14; A01G 27/001; A01G 9/042; A01G 27/005; A01G 31/001; A01G 9/02; A01G 9/083; A01G 9/12; B60G 2400/05146; B62B 1/10; B62B 1/264; B62B 1/14; B25G 1/08; B25G 1/10; B65H 75/40; B65H 75/4407; B65H 75/4471; B65H 2701/34; B65H 2701/32; B65H 2511/142; B65H 29/008; B65H 75/22; B65D 85/66; B65D 85/67; E04F 11/1804; E04F 11/1808; E04F 11/1812; E06B 11/00; E06B 11/021; E06B 11/022; E06B 11/023; G12B 3/00; G12B 3/06; F02D 9/04; F02D 9/101; F02D 9/10; A47F 7/14; A47F 7/16; A47F 7/143; A47F

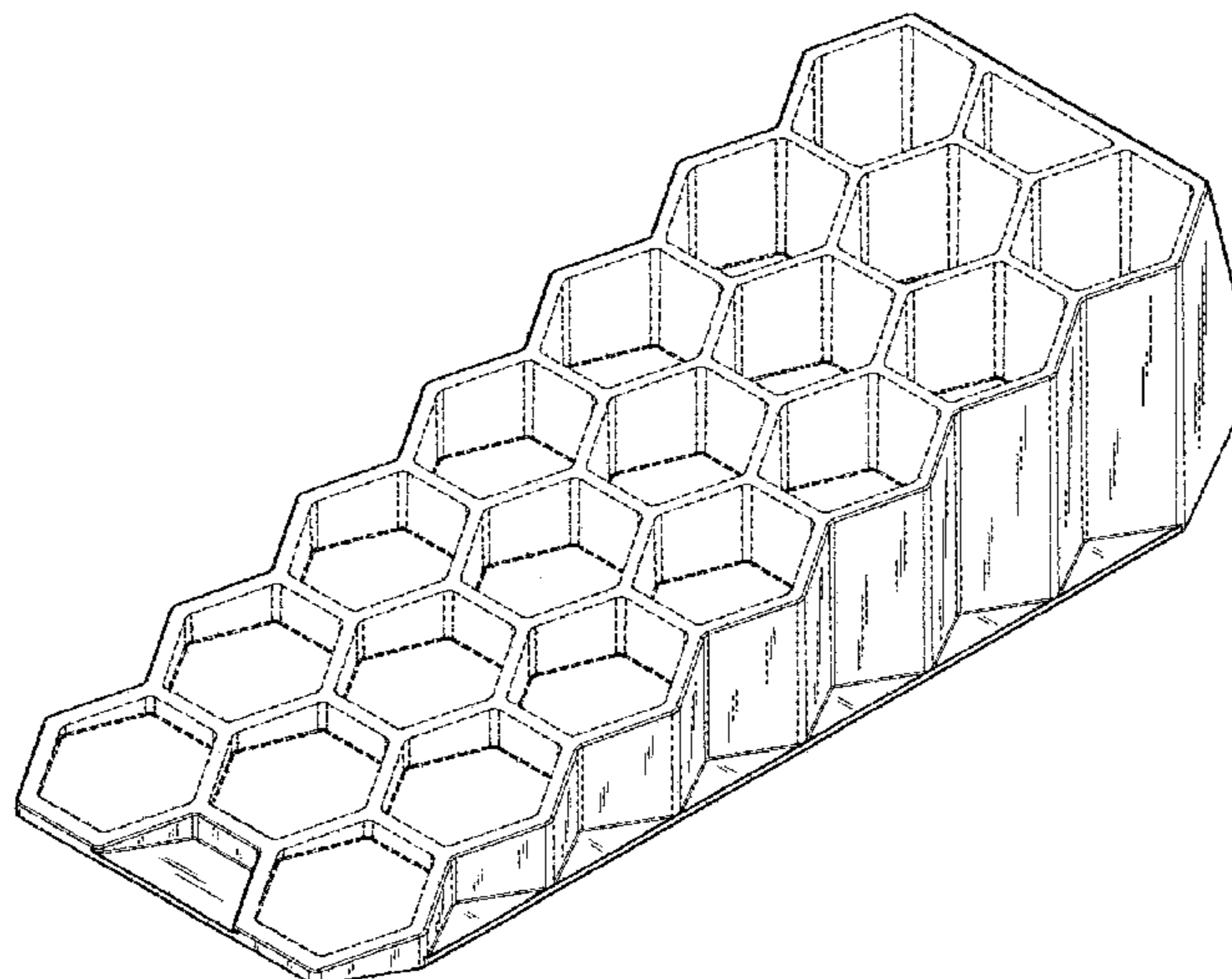
(57) **CLAIM**

The ornamental design for a wedge leveler, as shown and described.

DESCRIPTION

FIG. 1 is a top, front, right side perspective view of a wedge leveler showing our new design; FIG. 2 is a bottom, rear, left side perspective view thereof; FIG. 3 is a front elevational view thereof; FIG. 4 is a rear elevational view thereof; FIG. 5 is a top plan view thereof; FIG. 6 is a bottom plan view thereof; and, FIG. 7 is a left side elevational view thereof, the right side elevational view being a mirror image thereof. The broken lines illustrate portions of the wedge leveler that form no part of the claimed design.

1 Claim, 7 Drawing Sheets



(56)

References Cited

U.S. PATENT DOCUMENTS

D601,479 S * 10/2009 Shaw D12/217
D656,882 S * 4/2012 Beranek D12/217
D683,924 S * 6/2013 Wolfenbarger D34/32
D756,937 S * 5/2016 Landqvist D13/155
9,717,336 B1 * 8/2017 Apple A47B 91/12
D821,838 S * 7/2018 Castellanos D8/47
D855,005 S * 7/2019 Delancey D12/217
D860,107 S * 9/2019 Bilgin D12/217
D868,635 S * 12/2019 Angel D12/106
D887,256 S * 6/2020 Perrin D8/374
2017/0295932 A1 * 10/2017 Gajowskyj A47B 91/12

OTHER PUBLICATIONS

Camco 44423 RV Curved Leveler with Chock, posted Mar. 17, 2017, [retrieved Oct. 10, 2020]. Retrieved from Internet, <URL: <https://www.amazon.com/Camco-44423-Curved-Leveler-Drive/dp/B06XPDKJN7> >.*

* cited by examiner

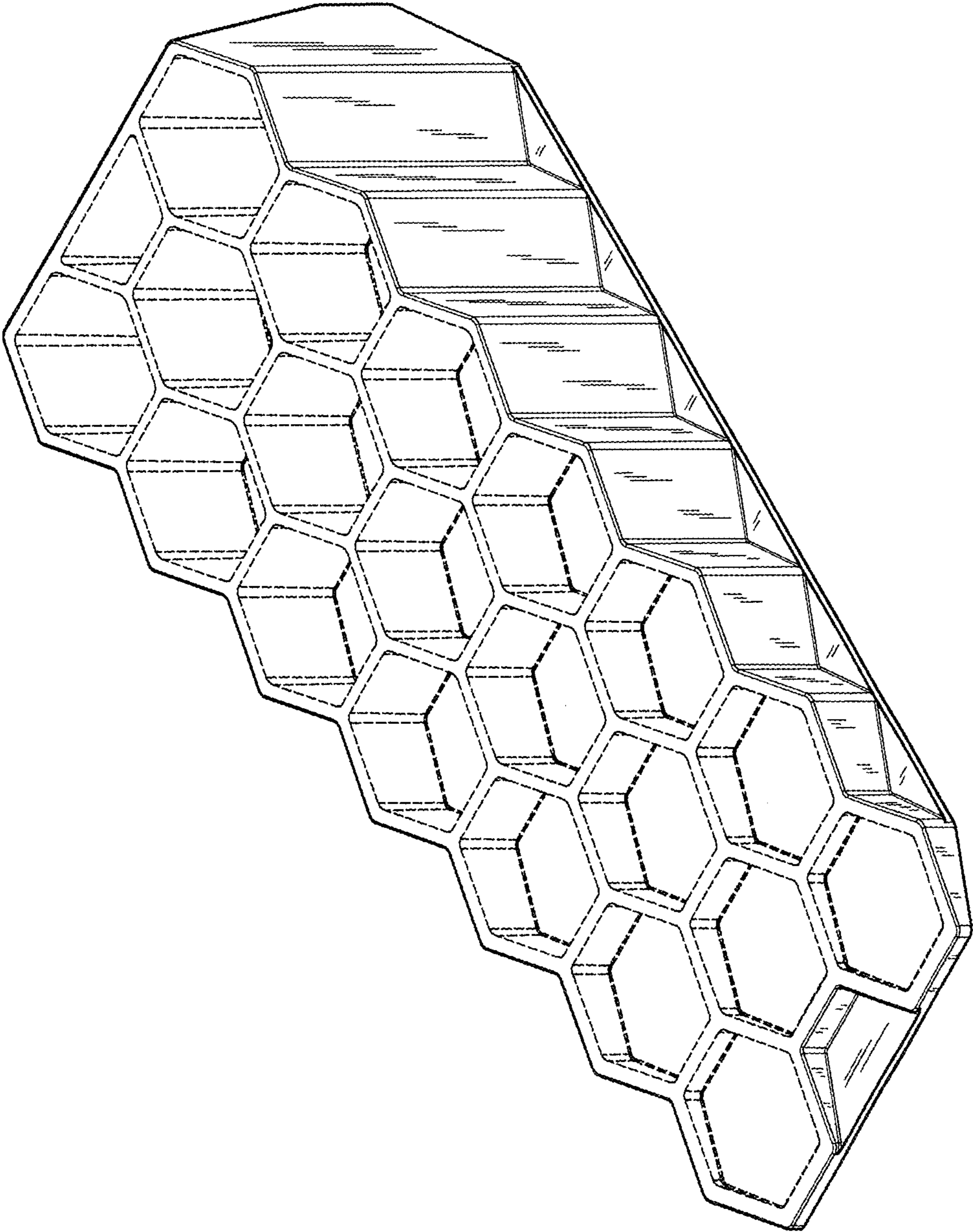


FIG. 1

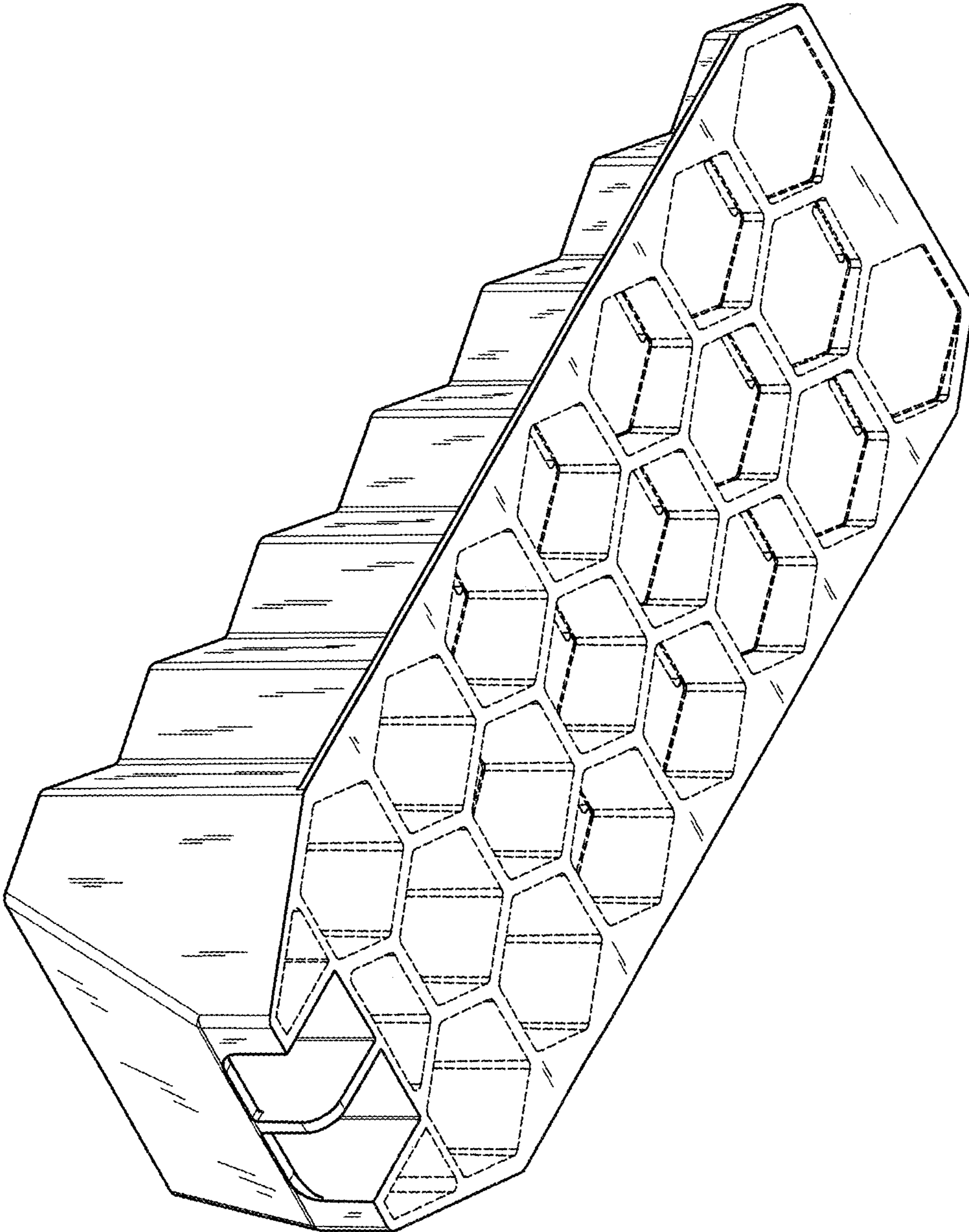


FIG. 2

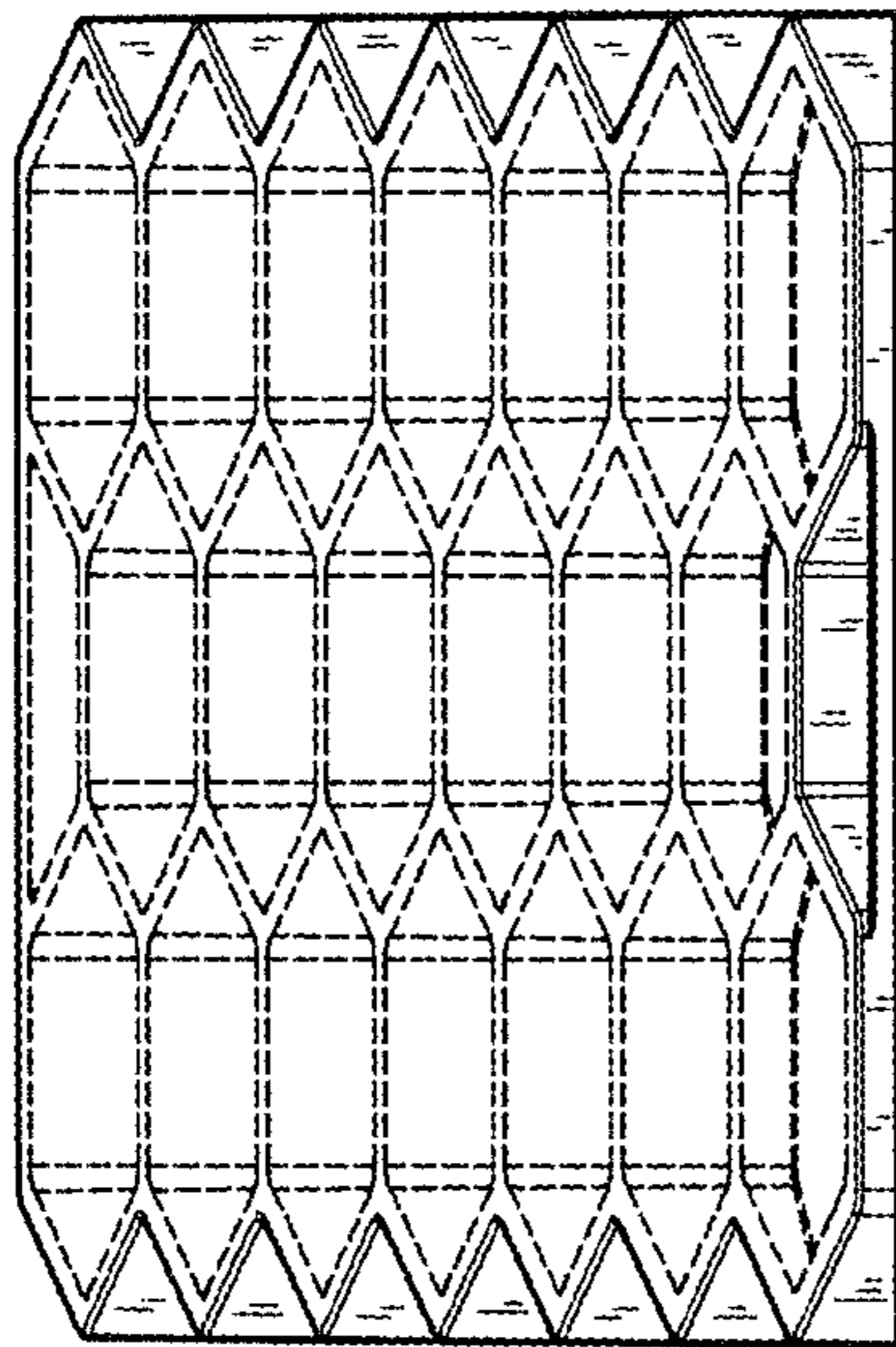


FIG. 3

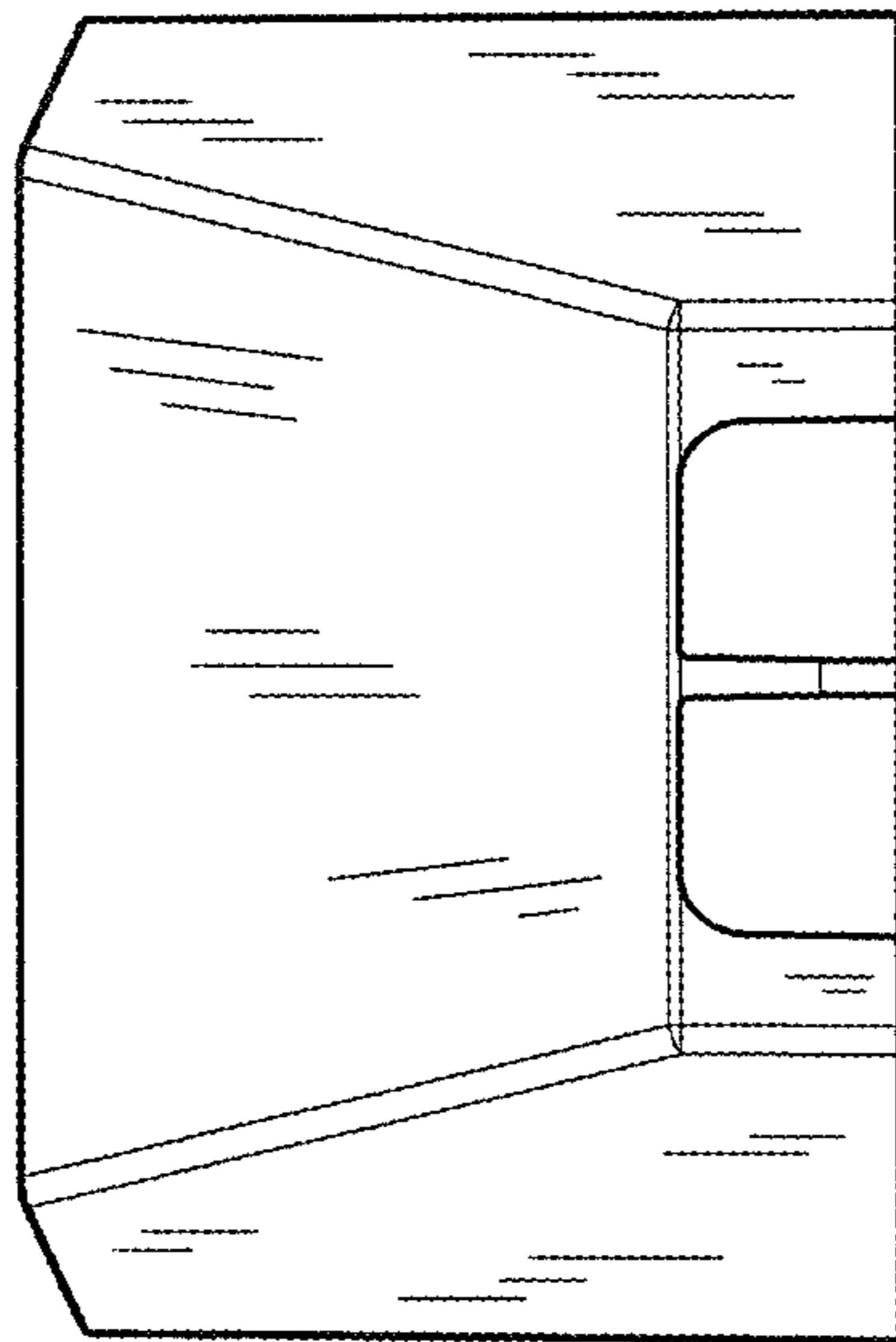


FIG. 4




FIG. 5

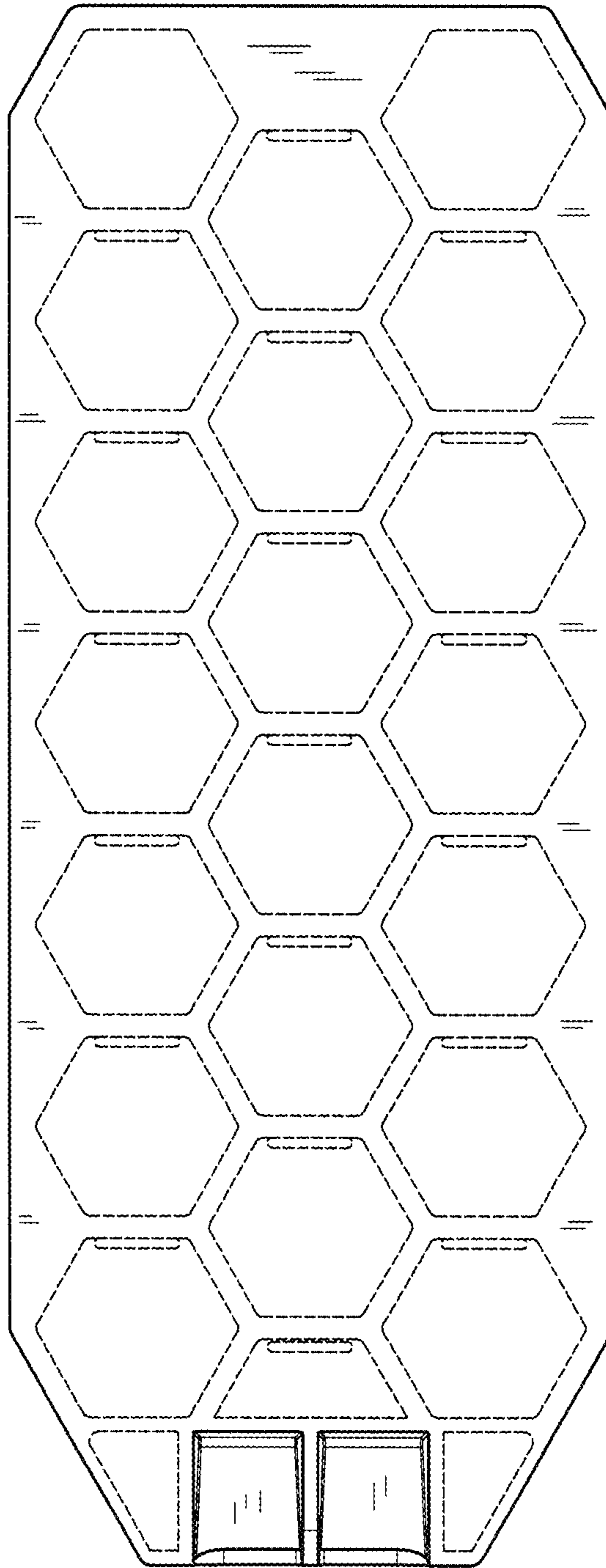


FIG. 6

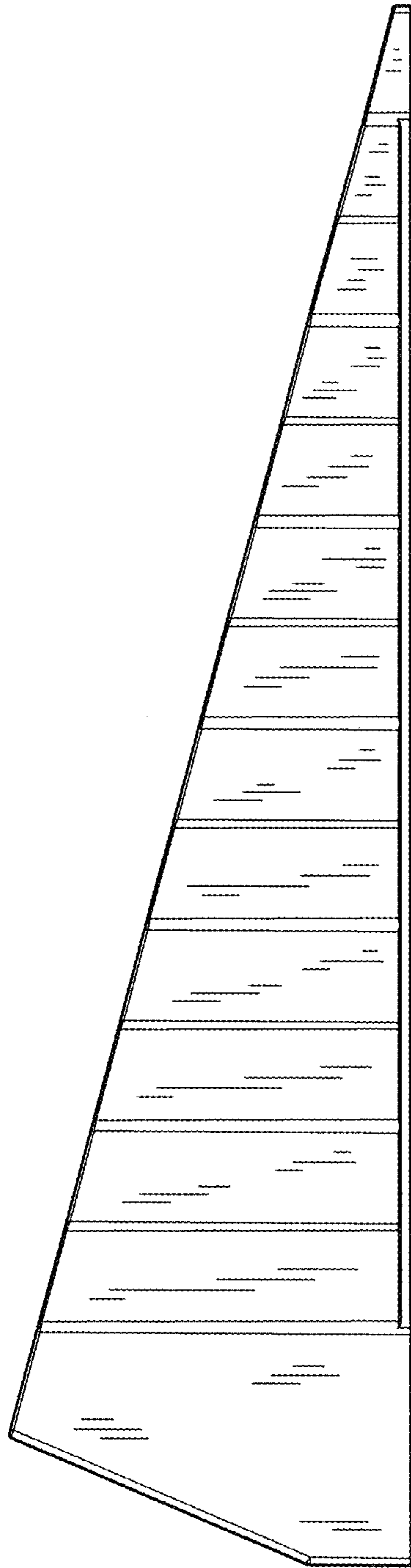


FIG. 7