



US00D918774S

(12) **United States Design Patent** (10) **Patent No.:** **US D918,774 S**  
**Frascella et al.** (45) **Date of Patent:** **\*\* May 11, 2021**

(54) **VEHICLE**  
(71) Applicant: **Jaguar Land Rover Limited**, Coventry (GB)  
(72) Inventors: **Massimo Frascella**, Coventry (GB); **Andrew Wheel**, Coventry (GB)  
(73) Assignee: **Jaguar Land Rover Limited**, Whitley Coventry (GB)  
(\*\*) Term: **15 Years**  
(21) Appl. No.: **29/728,210**  
(22) Filed: **Mar. 17, 2020**

D750,531 S \* 3/2016 Watkins ..... D12/91  
D750,532 S \* 3/2016 Frascella ..... D12/91  
D774,417 S \* 12/2016 Watkins ..... D12/91  
D805,959 S \* 12/2017 Wheel ..... D12/91  
D805,960 S \* 12/2017 Wheel ..... D12/91  
D807,228 S \* 1/2018 Woolley ..... D12/91  
D817,817 S \* 5/2018 Frascella ..... D12/91  
D818,399 S \* 5/2018 Frascella ..... D12/91  
D834,450 S \* 11/2018 Hill ..... D12/91  
D840,269 S \* 2/2019 Frascella ..... D12/91  
D840,274 S \* 2/2019 Grewer ..... D12/91  
D849,600 S \* 5/2019 Egan ..... D12/91  
D862,312 S \* 10/2019 Frascella ..... D12/164  
D881,072 S \* 4/2020 Frascella ..... D12/91  
D889,317 S \* 7/2020 Frascella ..... D12/91

(Continued)

*Primary Examiner* — Melody N Brown  
(74) *Attorney, Agent, or Firm* — Wood Herron & Evans LLP

**Related U.S. Application Data**

(62) Division of application No. 29/679,975, filed on Feb. 12, 2019, now Pat. No. Des. 881,072, which is a division of application No. 29/602,961, filed on May 5, 2017, now Pat. No. Des. 840,269.

**Foreign Application Priority Data**

Nov. 11, 2016 (EM) ..... 003459551-0001  
Nov. 11, 2016 (EM) ..... 003459551-0002  
Feb. 20, 2017 (EM) ..... 003759778-0002

(51) **LOC (13) Cl.** ..... **12-08**

(52) **U.S. Cl.**  
USPC ..... **D12/91**

(58) **Field of Classification Search**  
USPC .... D12/86, 90–92, 164; D21/424, 433, 434, D21/533; 296/181.1–181.5  
CPC ..... B62D 25/00; B62D 25/06; B62D 33/00; B62D 35/00  
See application file for complete search history.

**References Cited**

**U.S. PATENT DOCUMENTS**

D718,188 S \* 11/2014 Wheel ..... D12/91  
D735,610 S \* 8/2015 Wheel ..... D12/91


(57) **CLAIM**

The ornamental design for a vehicle, as shown and described.

**DESCRIPTION**

FIG. 1 is a right, front perspective view of a vehicle showing our new design;  
FIG. 2 is a left, front perspective view thereof;  
FIG. 3 is a left, rear perspective view thereof;  
FIG. 4 is a right, rear perspective view thereof;  
FIG. 5 is a front elevational view thereof;  
FIG. 6 is a rear elevational view thereof;  
FIG. 7 is a left side elevational view thereof;  
FIG. 8 is a right side elevational view thereof; and,  
FIG. 9 is a top plan view thereof.  
The portions of the vehicle shown throughout the drawing views in broken lines are for environmental and illustrative purposes and form no part of the claimed design.

**1 Claim, 9 Drawing Sheets**



(56)

**References Cited**

U.S. PATENT DOCUMENTS

D889,318 S \* 7/2020 Egan ..... D12/91  
D902,081 S \* 11/2020 Grewer ..... D12/91

\* cited by examiner




FIG. 1




FIG. 2



FIG. 3




FIG. 4



FIG. 5



FIG. 6





FIG. 7




FIG. 8

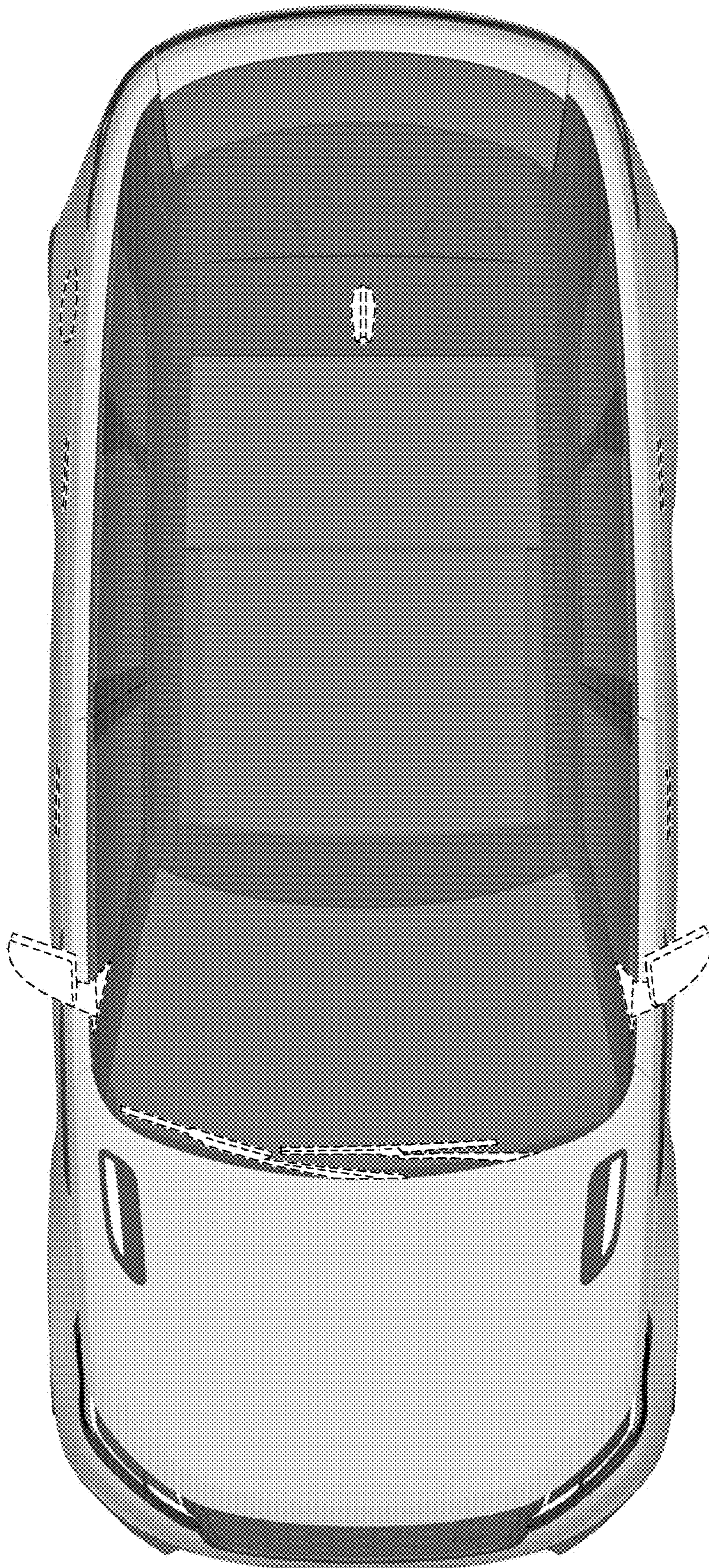


FIG. 9