



US00D918760S

(12) **United States Design Patent** (10) **Patent No.:** **US D918,760 S**
Renzelmann (45) **Date of Patent:** **** May 11, 2021**

(54) **BRACELET**

(71) Applicant: **Swarovski Aktiengesellschaft**, Triesen (LI)

(72) Inventor: **James Renzelmann**, Paris (FR)

(73) Assignee: **SWAROVSKI AKTIENGESELLSCHAFT**, Triesen (LI)

(**) Term: **15 Years**

(21) Appl. No.: **29/703,629**

(22) Filed: **Aug. 28, 2019**

(30) **Foreign Application Priority Data**

May 29, 2019 (LI) 2019-426

(51) **LOC (13) Cl.** **11-01**

(52) **U.S. Cl.**
USPC **D11/5; D11/211**

(58) **Field of Classification Search**

USPC D11/1-23, 26, 27, 29, 30, 34, 37, 38, 39,
D11/43, 44, 50, 57, 58, 79, 81, 86, 87,
D11/93, 200, 211, 238

CPC A44C 5/00; A44C 5/02; A44C 5/08; A44C
5/084; A44C 5/0092; A44C 5/12; A44C
5/0061; A44C 5/0076; A44C 5/022; A44C
5/025; A44C 5/027; A44C 5/102; A44C
5/105; A44C 17/02; A44C 9/00; A44C
9/02; A44C 15/001; G09F 3/005

See application file for complete search history.

(56) **References Cited**

U.S. PATENT DOCUMENTS

D19,578 S * 1/1890 Herrick D11/211
D19,580 S * 1/1890 Herrick D11/211
D97,049 S * 10/1935 Freysinger D11/211
D127,468 S * 5/1941 Steiner D11/2
D286,757 S * 11/1986 Klier D11/18
D572,422 S * 7/2008 Renn D11/81

D572,626 S * 7/2008 Merriam-Smith D11/200
D616,325 S * 5/2010 Shaforost D11/4
D652,710 S * 1/2012 Yokota D8/356
D669,764 S * 10/2012 Kelleghan D8/356
9,441,665 B2 * 9/2016 Liang F16B 45/02

(Continued)

OTHER PUBLICATIONS

Yellow Gold Swan Pearl Strand Shortener Opera Clasp (availalbe online) Retrieved from the internet Oct. 14, 2020 from URL: https://www.tradesy.com/t/yellow-gold-swan-pearl-strand-shortener-opera-clasp-14k-findings/27814283/?utm_source=gpl&utm_medium=cpc&utm_campaign=Smart.*

(Continued)

Primary Examiner — Kevin K Rudzinski

Assistant Examiner — Richard Kearney

(74) *Attorney, Agent, or Firm* — Baker & McKenzie

(57) **CLAIM**

The ornamental design for a bracelet, as shown and described.

DESCRIPTION

FIG. 1 is a perspective view of a bracelet in accordance with my design;

FIG. 2 is a bottom view of a bracelet in accordance with my design;

FIG. 3 is a top view of a bracelet in accordance with my design;

FIG. 4 is a left view of a bracelet in accordance with my design;

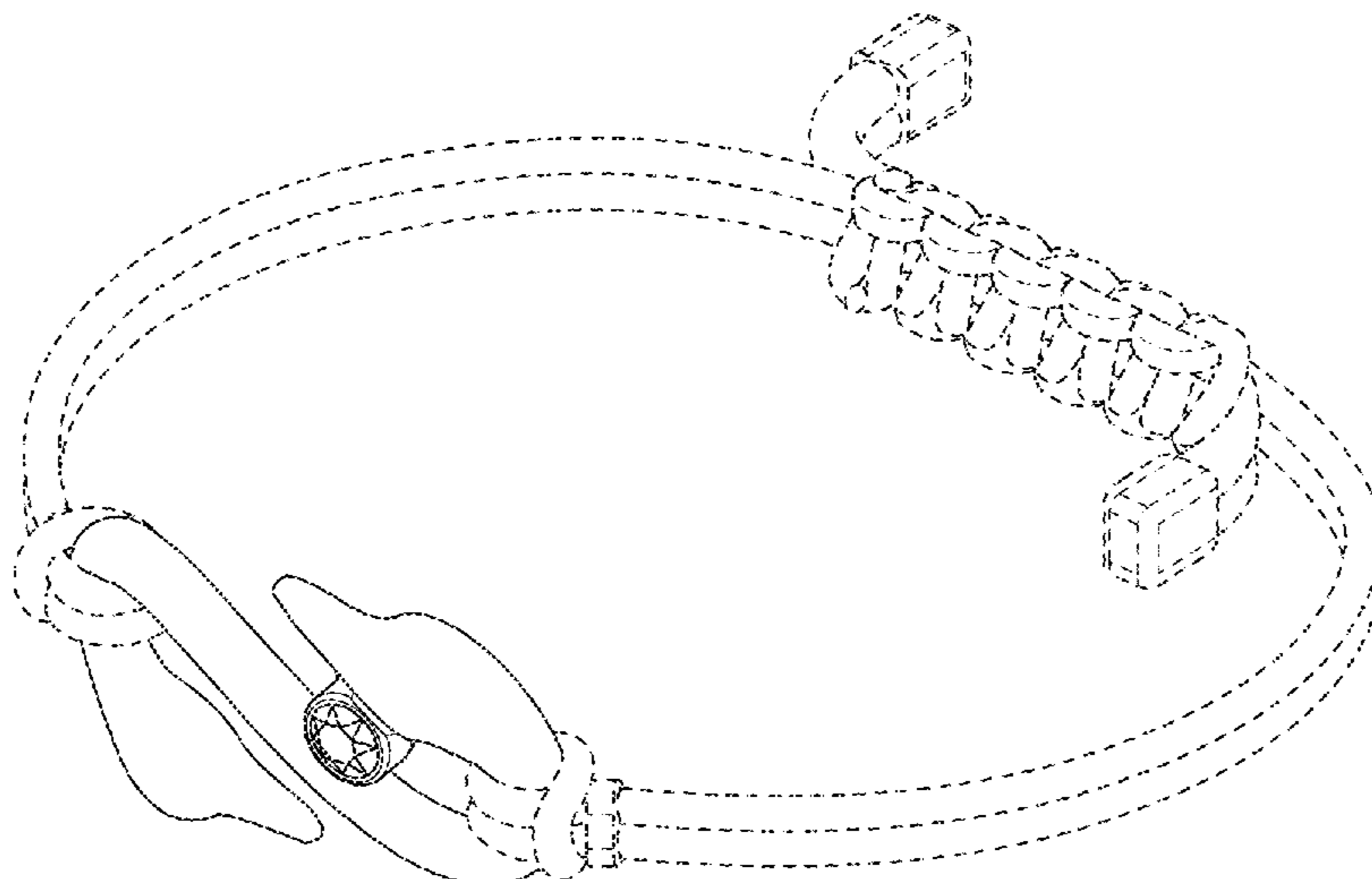
FIG. 5 is a right view of a bracelet in accordance with my design;

FIG. 6 is a front view of a bracelet in accordance with my design; and,

FIG. 7 is a back view of a bracelet in accordance with my design.

The broken lines in the drawings illustrate portions of the bracelet and form no part of the claimed design.

1 Claim, 5 Drawing Sheets



(56)

References Cited

U.S. PATENT DOCUMENTS

D817,748 S * 5/2018 Wang D8/367
D837,084 S * 1/2019 Zhang D11/12

OTHER PUBLICATIONS

Swarovski Women's Power Collection S Hook Swan Cord Band
Crystal Bracelet (available online) Retrieved from the internet Oct.
14, 2020 from URL: [https://www.amazon.com/SWAROVSKI-
Womens-Collection-Crystal-Bracelet/dp/B08BJ9J2SH](https://www.amazon.com/SWAROVSKI-Womens-Collection-Crystal-Bracelet/dp/B08BJ9J2SH).*

* cited by examiner

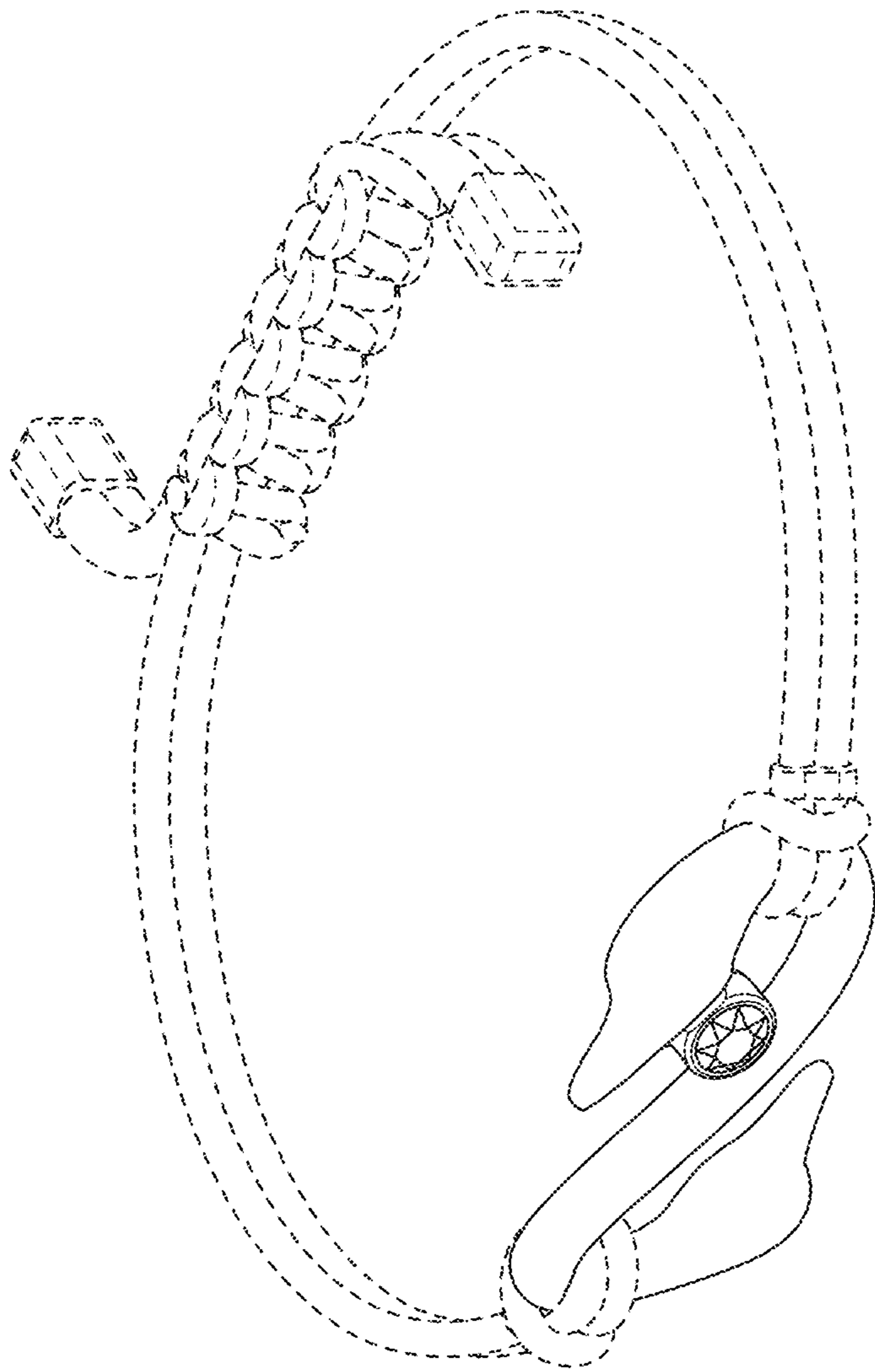


FIG. 1

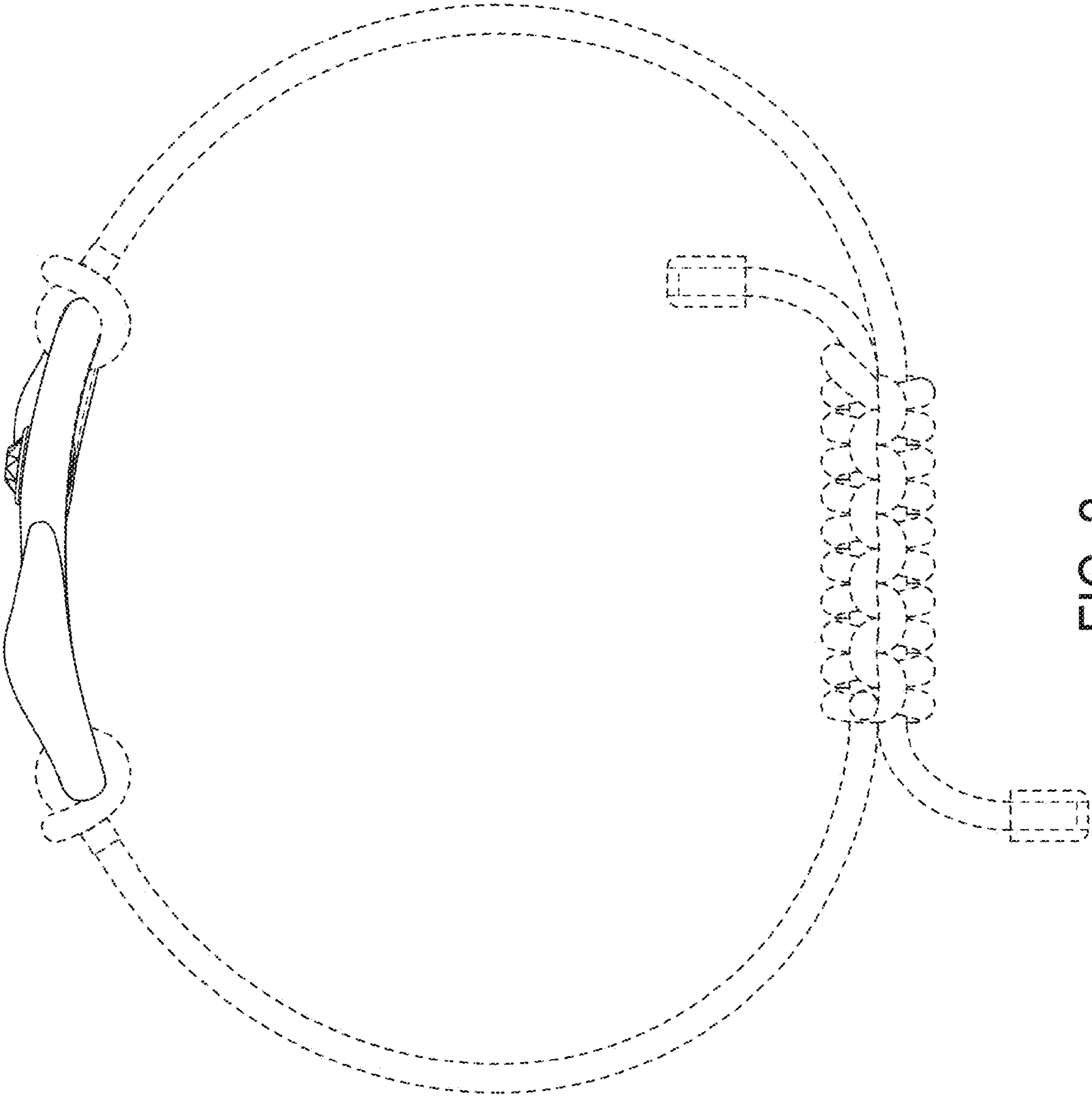


FIG. 2

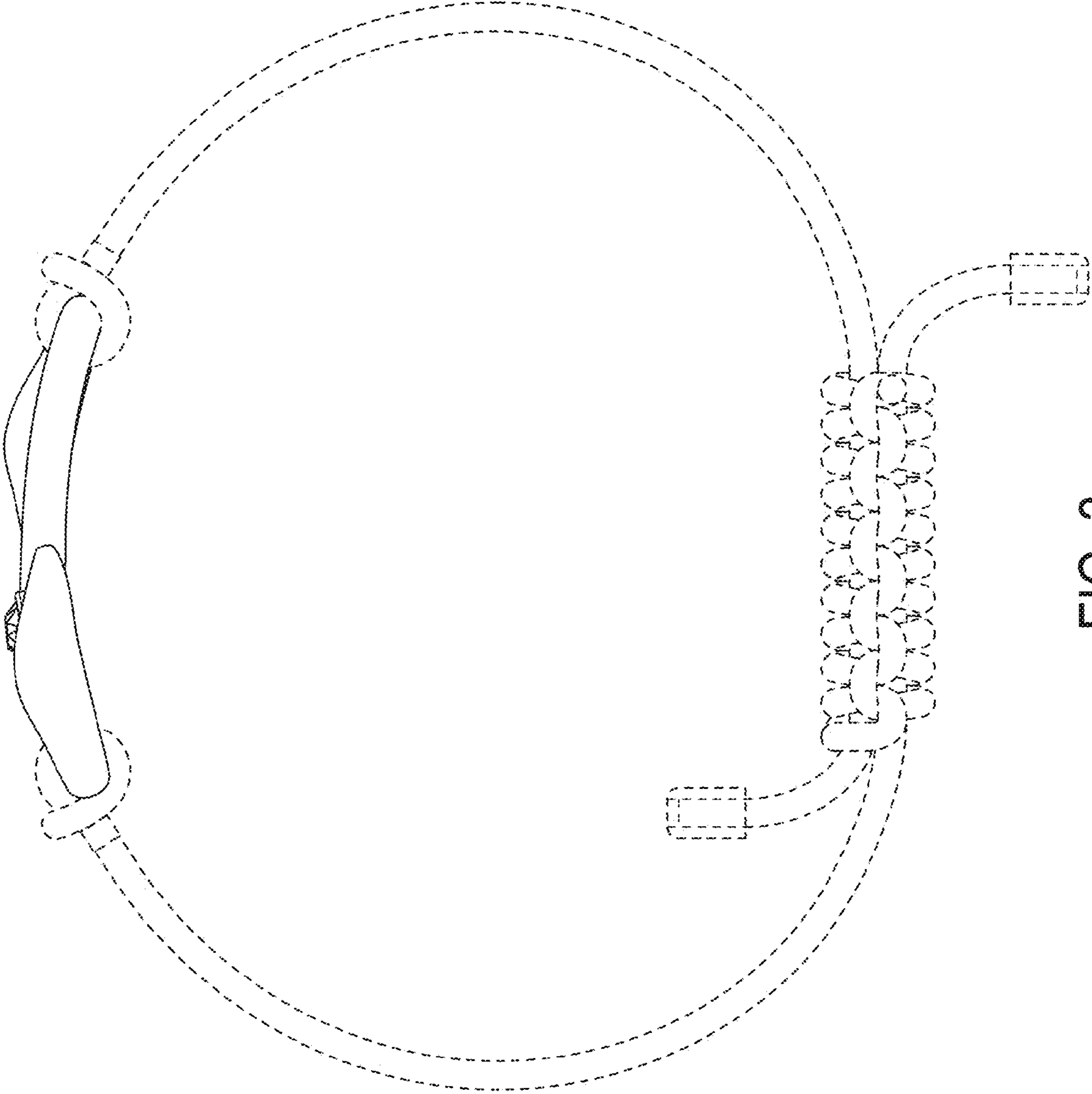


FIG. 3

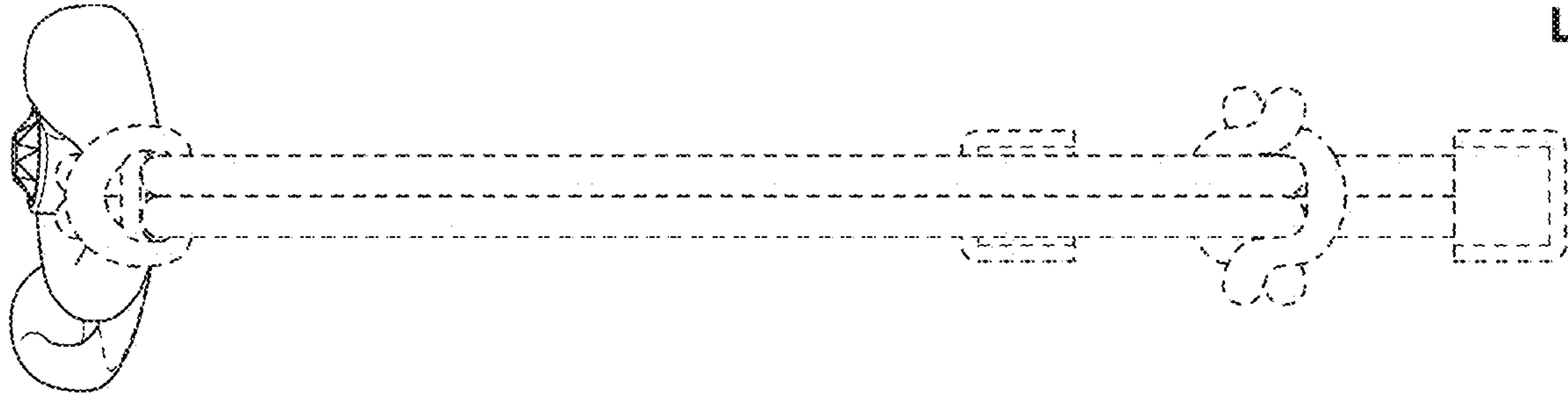


FIG. 4

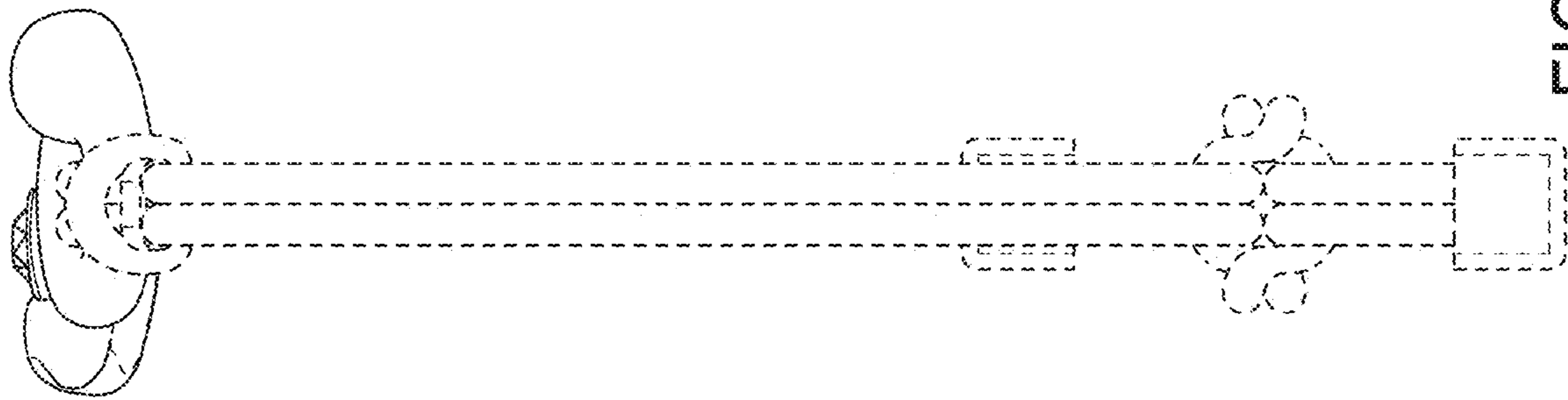


FIG. 5

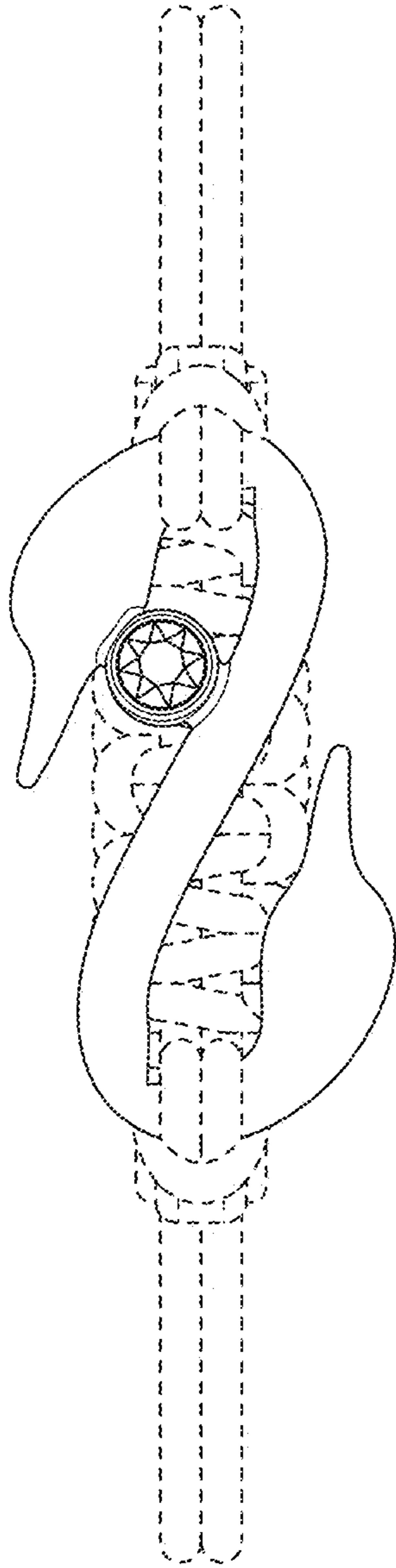


FIG. 6

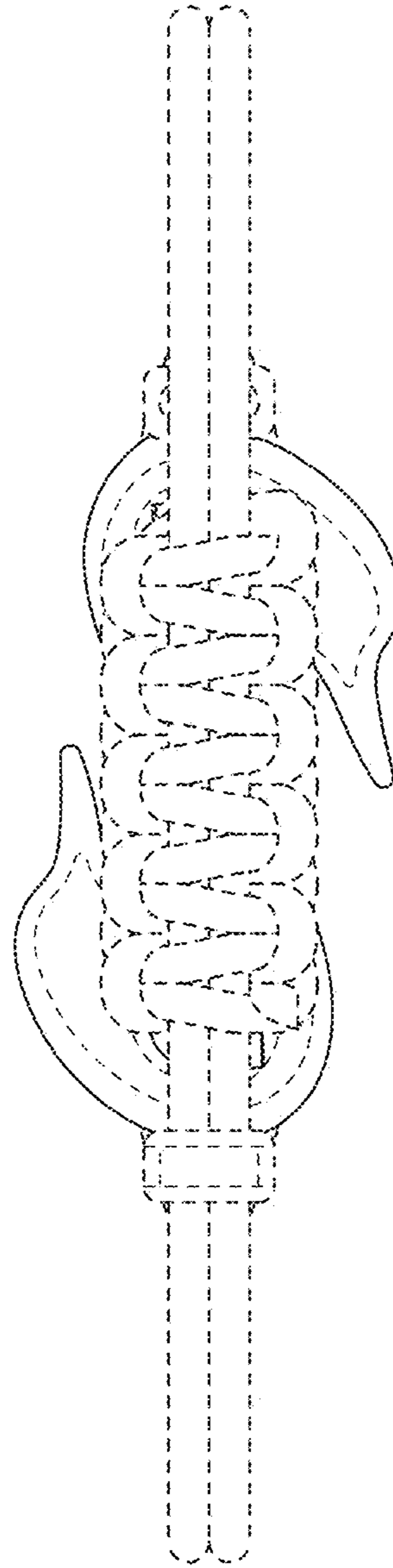


FIG. 7