



US00D918755S

(12) **United States Design Patent**
Ouyang

(10) **Patent No.:** **US D918,755 S**

(45) **Date of Patent:** **** May 11, 2021**

(54) **WIND CHIME**

(71) Applicant: **SHENZHEN LANFENG TECHNOLOGY CO., LTD.**, Shenzhen (CN)

(72) Inventor: **Yu Ouyang**, Shenzhen (CN)

(73) Assignee: **SHENZHEN LANFENG TECHNOLOGY CO., LTD.**, Shenzhen (CN)

(**) Term: **15 Years**

(21) Appl. No.: **29/741,997**

(22) Filed: **Jul. 17, 2020**

(51) **LOC (13) Cl.** **10-05**

(52) **U.S. Cl.**
USPC **D10/116.1**

(58) **Field of Classification Search**
USPC D10/116.1
CPC G10K 1/066
See application file for complete search history.

(56) **References Cited**

U.S. PATENT DOCUMENTS

D272,810 S *	2/1984	Stilson	D10/116.1
D274,049 S *	5/1984	Stilson	D10/116.1
D297,129 S	8/1988	Andersen		
4,854,214 A *	8/1989	Lowe	G10K 1/066 84/404
D317,419 S	6/1991	Ronzheimer		
D432,936 S	10/2000	Wing et al.		

OTHER PUBLICATIONS

StealStreet SS-G-41636 Wind Chime Round Top Dee with Fawn Baby Garden Decoration Windchime, Amazon.com 2019.*
Solar Deer Wind Chimes Outdoor, LED Color Chargin Solar Lights Outdoor Decor Mobile Wind Spinner Wind Chimes for Home Party Night Light, Amazon.com, 2019.*

* cited by examiner

Primary Examiner — George D. Kirschbaum
(74) *Attorney, Agent, or Firm* — Law Offices of Steven W. Weinrieb

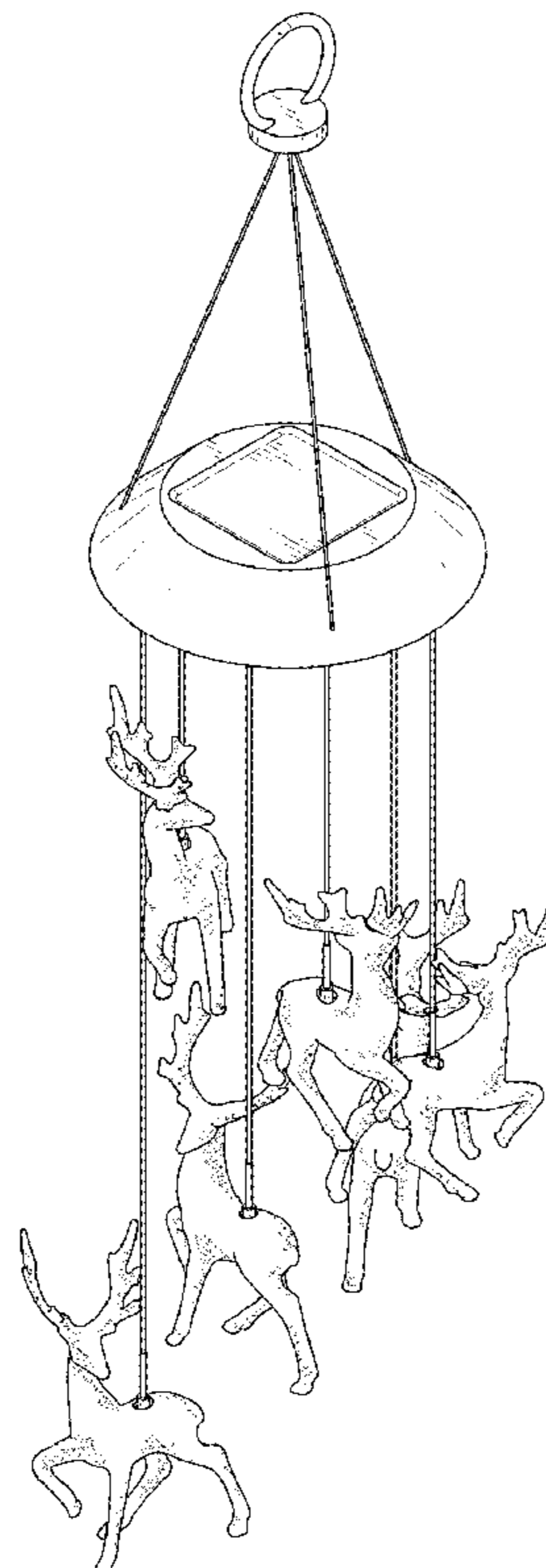
(57) **CLAIM**

The ornamental design for a wind chime, as shown and described.

DESCRIPTION

FIG. 1 is a front, right side, top perspective view of a wind chime showing my new design;
FIG. 2 is a rear, left side, bottom perspective view thereof;
FIG. 3 is a front elevational view thereof;
FIG. 4 is a rear elevational view thereof;
FIG. 5 is a left side elevational view thereof;
FIG. 6 is a right side elevational view thereof;
FIG. 7 is a top plan view thereof; and,
FIG. 8 is a bottom plan view thereof.
The broken lines depict portions of the wind chime that form no part of the claimed design.

1 Claim, 8 Drawing Sheets






FIG. 1




FIG. 2




FIG. 3




FIG. 4




FIG. 5




FIG. 6

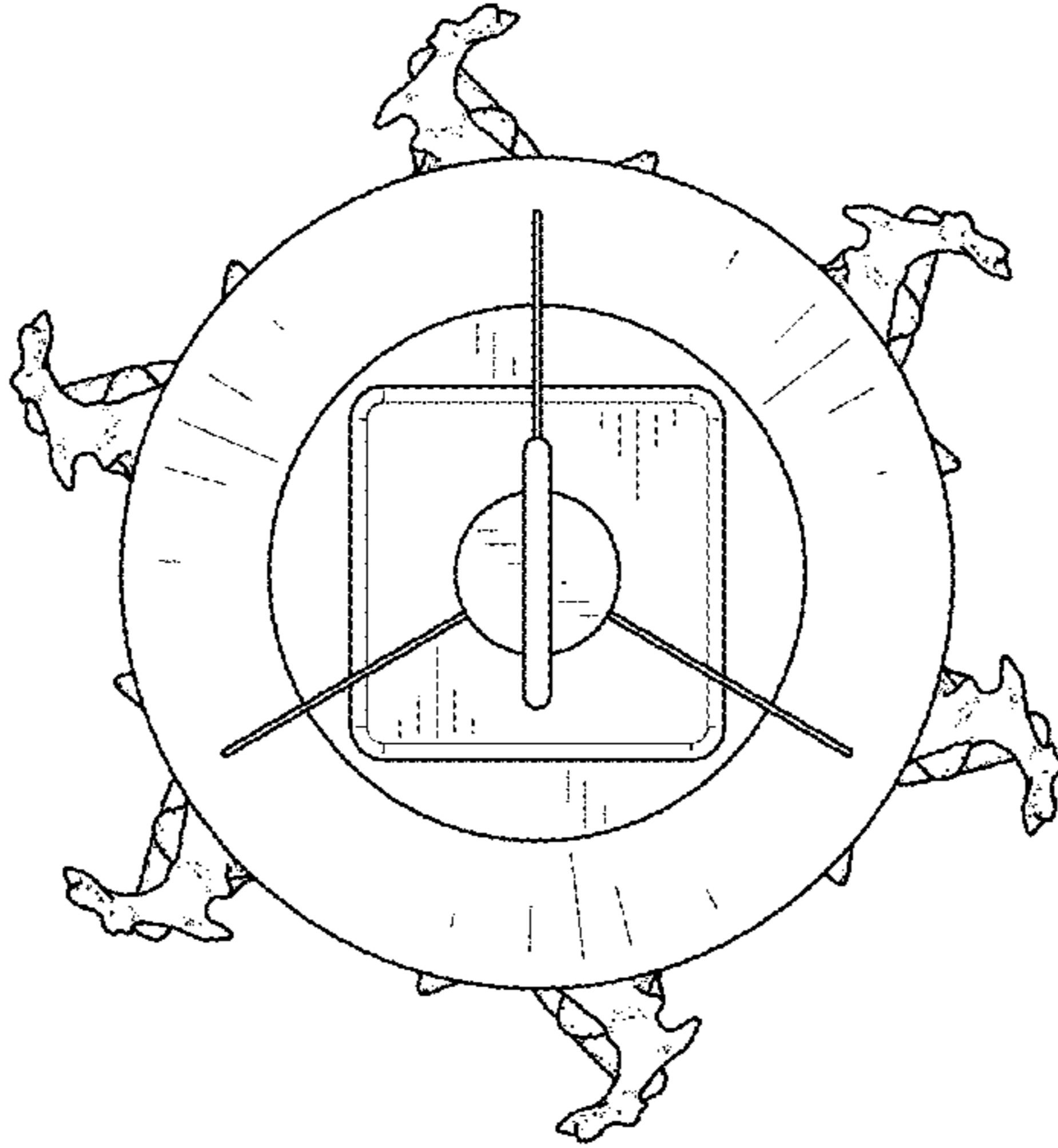


FIG. 7

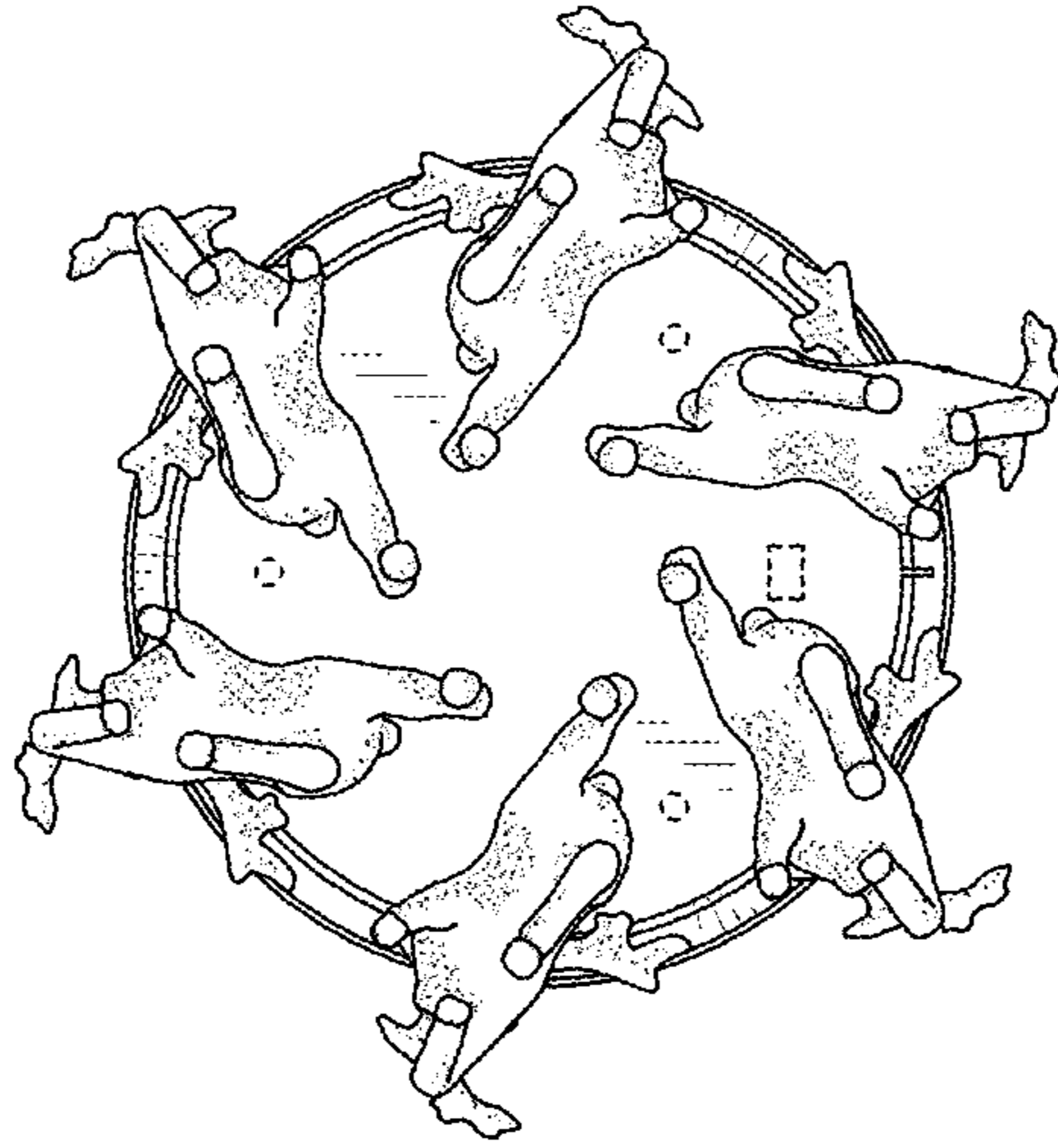


FIG. 8