



US00D918745S

(12) **United States Design Patent** (10) **Patent No.:** **US D918,745 S**
Kohda (45) **Date of Patent:** **** May 11, 2021**

(54) **WATCHCASE**

(71) Applicant: **Citizen Watch Co., Ltd.**, Nishitokyo (JP)

(72) Inventor: **Takuma Kohda**, Tokyo (JP)

(73) Assignee: **Citizen Watch Co., Ltd.**, Tokyo (JP)

(**) Term: **15 Years**

(21) Appl. No.: **29/715,239**

(22) Filed: **Nov. 29, 2019**

(51) **LOC (13) Cl.** **10-02**

(52) **U.S. Cl.**
 USPC **D10/38**

(58) **Field of Classification Search**
 USPC ... D10/30-39, 65, 70, 97-98, 102, 121-124, D10/126-128, 131-132; D14/344; D24/167, 186
 CPC G04B 19/00; G04B 19/04; G04B 19/046; G04B 19/10; G04B 19/103; G04B 19/106; G04B 19/12; G04B 19/20; G04B 19/202; G04B 19/223; G04B 19/243; G04B 19/283; G04B 37/00; G04B 37/0008; G04B 37/12; G04B 39/002; G04B 39/004; G04B 39/006; G04B 45/0069; G04B 45/0076; A61B 5/681; A61B 5/6824; G04G 19/06; G04G 21/08; G06F 1/163
 See application file for complete search history.

5,233,574 A * 8/1993 Walder G04B 37/0058 368/276

D400,448 S * 11/1998 Wunderman D10/32

D453,298 S * 2/2002 Yoshikawa D10/30

D466,488 S * 12/2002 Wada D10/31

D508,415 S * 8/2005 Kojima D10/30

D513,195 S * 12/2005 Gruosi D10/38

D515,947 S * 2/2006 Jorst D10/39

D517,928 S 3/2006 Monachon

D578,900 S * 10/2008 Nisembaum D10/32

D615,880 S 5/2010 Jorst et al.

D628,909 S * 12/2010 Giannini D10/32

D631,761 S 2/2011 Barbier

D632,192 S 2/2011 Jorst et al.

D664,868 S * 8/2012 Armstrong D10/38

D690,210 S * 9/2013 Takahashi D10/32

D756,242 S * 5/2016 Gabor D10/32

D756,243 S 5/2016 Giannini

D793,873 S * 8/2017 Lasserre D10/30

D813,058 S 3/2018 Kanikananta

D822,019 S * 7/2018 Komulainen D14/344

D850,968 S 6/2019 Zhang

* cited by examiner

Primary Examiner — Katherine Glennon
 (74) *Attorney, Agent, or Firm* — RatnerPrestia

(57) **CLAIM**

The ornamental design for a watchcase, as shown and described.

DESCRIPTION

FIG. 1 is a perspective view of a watchcase showing my new design;
 FIG. 2 is a front elevational view thereof;
 FIG. 3 is a left side elevational view thereof;
 FIG. 4 is a right side elevational view thereof;
 FIG. 5 is a rear elevational view thereof;
 FIG. 6 is a top plan view thereof; and,
 FIG. 7 is a bottom plan view thereof.
 The broken lines illustrate portions of the watchcase that form no part of the claimed design.

1 Claim, 5 Drawing Sheets

(56) **References Cited**

U.S. PATENT DOCUMENTS

D234,943 S * 4/1975 Le Marquand D10/39

4,198,811 A * 4/1980 Ratajski G04B 39/006 368/292

D277,264 S * 1/1985 Maglioli D10/39

D279,552 S * 7/1985 Maglioli D10/30

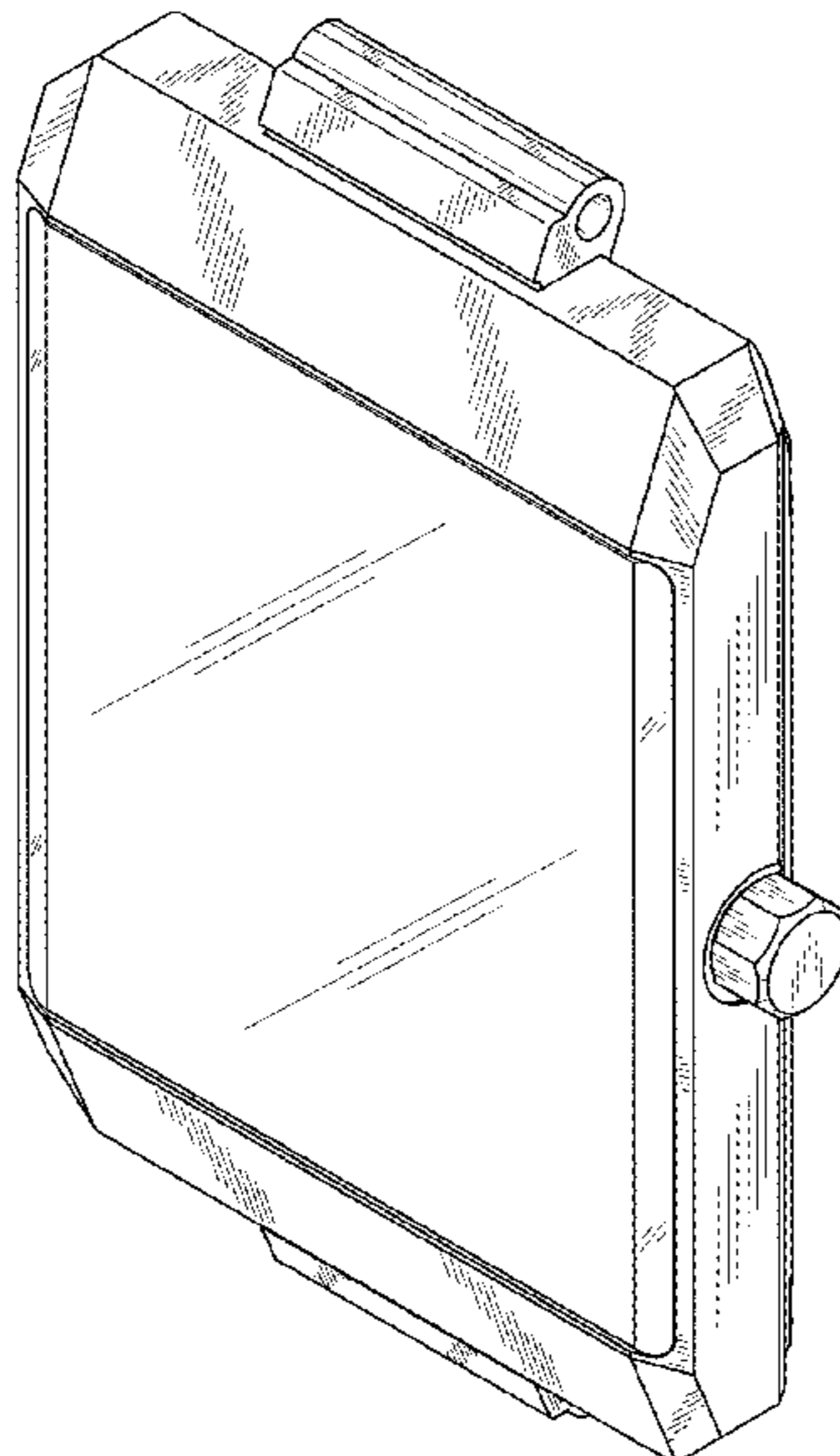


FIG. 1

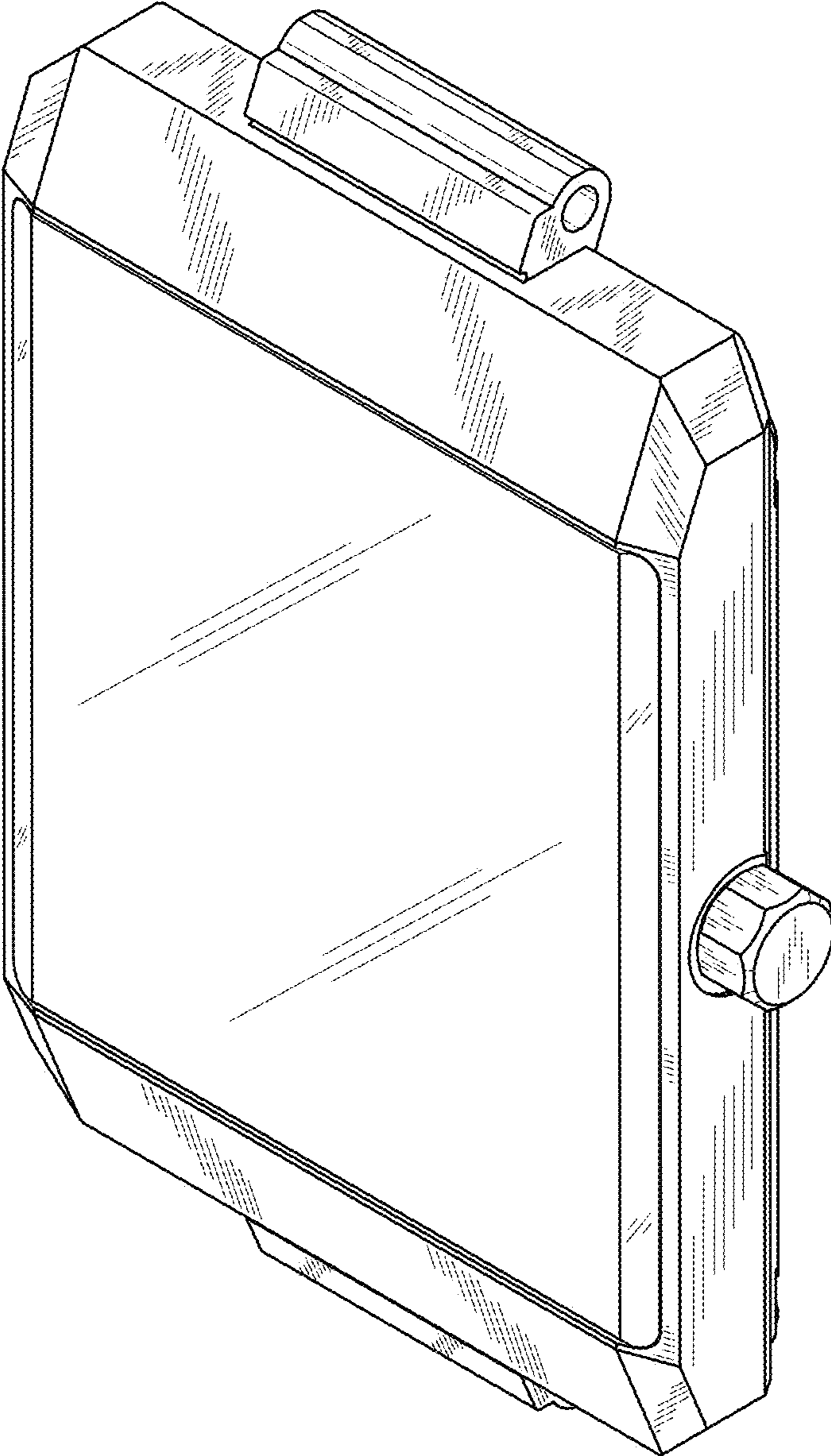


FIG. 2




FIG. 3

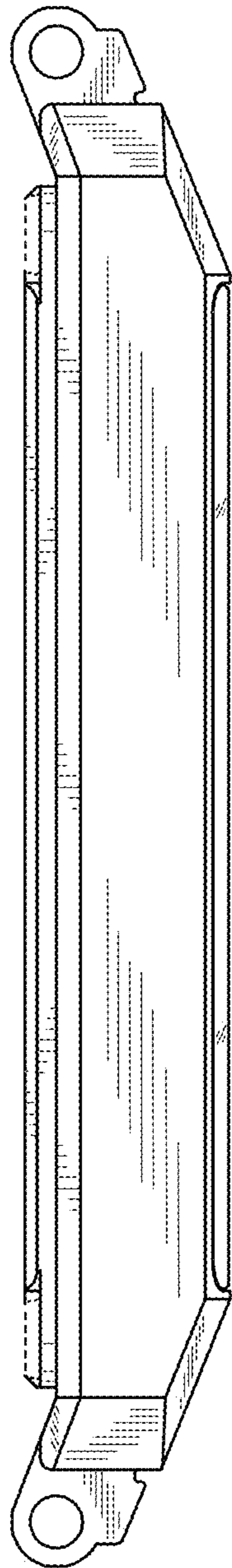


FIG. 4

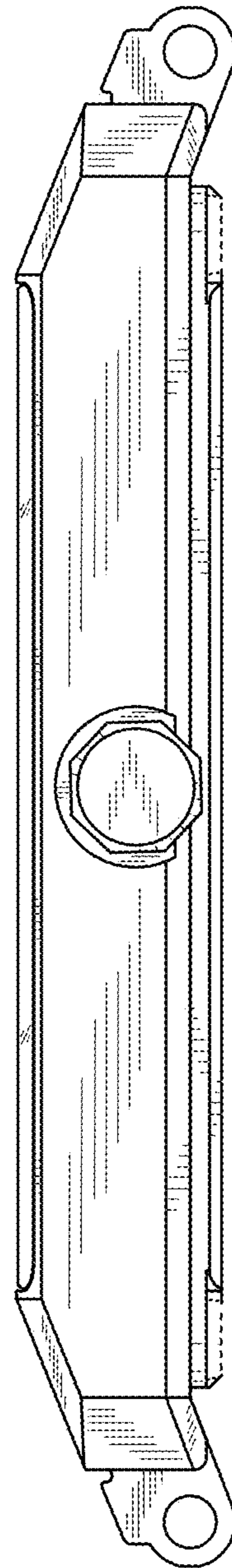


FIG. 5

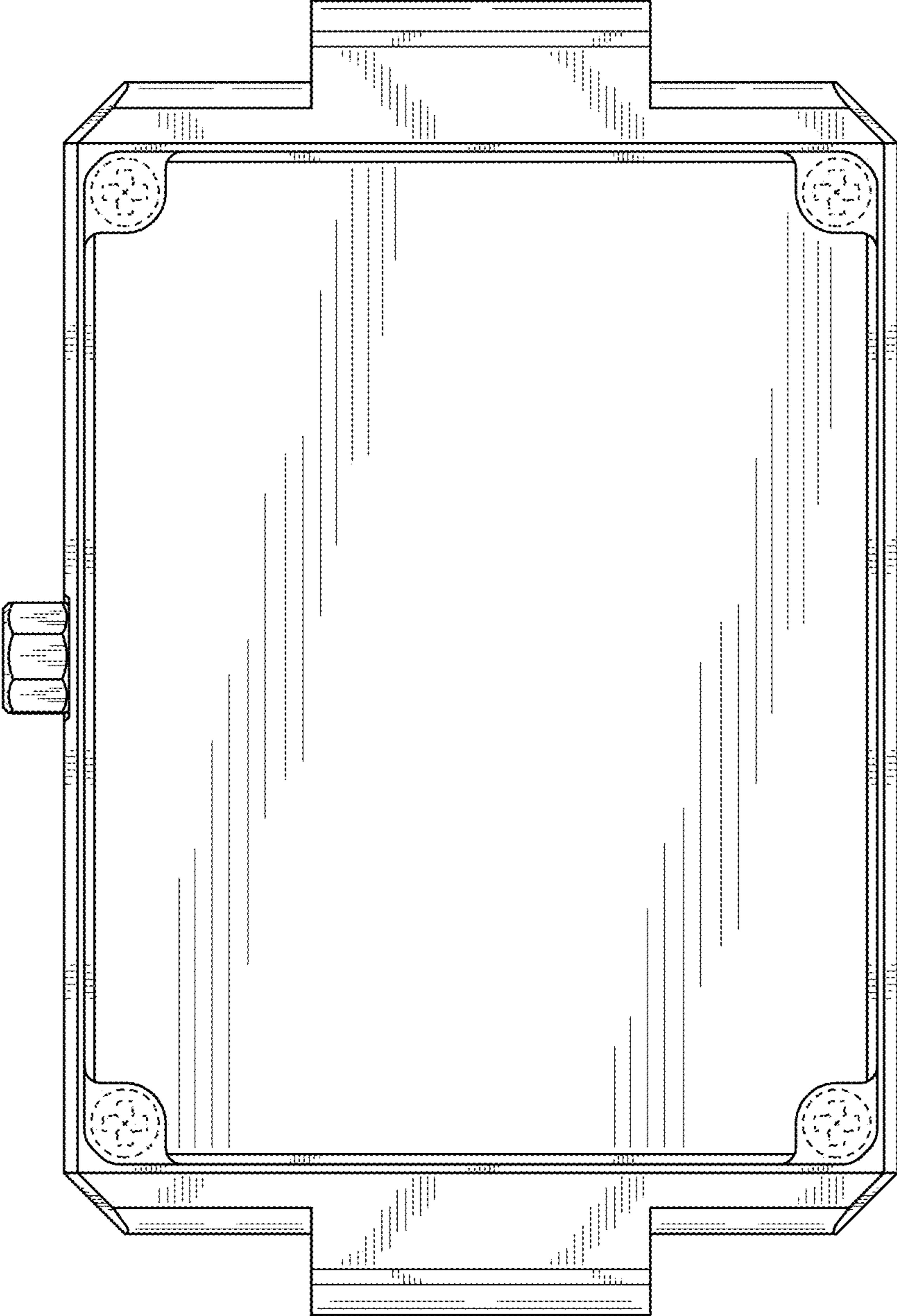


FIG. 6

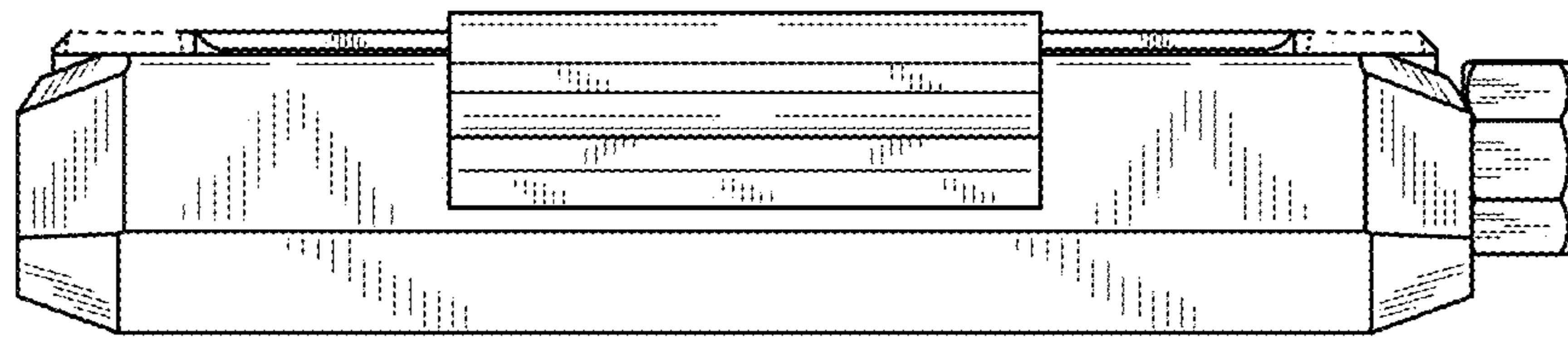


FIG. 7

