



US00D918732S

(12) **United States Design Patent** (10) **Patent No.:** **US D918,732 S**
Chen (45) **Date of Patent:** **** May 11, 2021**

(54) **COSMETIC CONTAINER**
(71) Applicant: **GLASPRAY ENGINEERING & MANUFACTURING CO., LTD.**,
Tainan (TW)
(72) Inventor: **Sin-Hsiung Chen**, Tainan (TW)
(73) Assignee: **GLASPRAY ENGINEERING & MANUFACTURING CO., LTD.**,
Tainan (TW)

D532,695 S * 11/2006 Grant D9/521
D545,679 S * 7/2007 Kelleghan D9/516
D594,332 S * 6/2009 Nerubay D9/501
D604,168 S * 11/2009 El Ghouyel D9/529
D627,663 S * 11/2010 Kruezkamp D9/687
D655,199 S * 3/2012 Ciriani D9/686
D658,072 S * 4/2012 Davis D9/689
D669,791 S * 10/2012 Peden, III D9/686
D683,902 S * 6/2013 Zotalis D28/76
D721,283 S * 1/2015 Lawrance D9/689
D750,885 S * 3/2016 Chazel D3/203.2
D778,173 S * 2/2017 Pisarevsky D9/719

(Continued)

(**) Term: **15 Years**

FOREIGN PATENT DOCUMENTS

(21) Appl. No.: **29/710,165**
(22) Filed: **Oct. 21, 2019**
(51) **LOC (13) Cl.** **09-01**
(52) **U.S. Cl.**
USPC **D9/689**
(58) **Field of Classification Search**
USPC D9/686-692, 719, 501, 503, 504, 517,
D9/521, 529, 434-436, 445, 448;
D28/76, 77, 86, 88, 91.1
CPC .. B65D 83/14-759; B05B 11/00-3098; A45D
34/00; A45D 34/02; A45D 34/04; A45D
34/06; A45D 2034/002; A45D 2034/005;
A45D 2034/007; A45D 40/00; A45D
40/26; A45D 2200/054-058
See application file for complete search history.

CN 302900102 * 8/2014
CN 303504623 * 12/2015

(Continued)

Primary Examiner — Catherine A Tuttle
(74) *Attorney, Agent, or Firm* — WPAT, PC

(57) **CLAIM**

The ornamental design for a cosmetic container, as shown and described.

DESCRIPTION

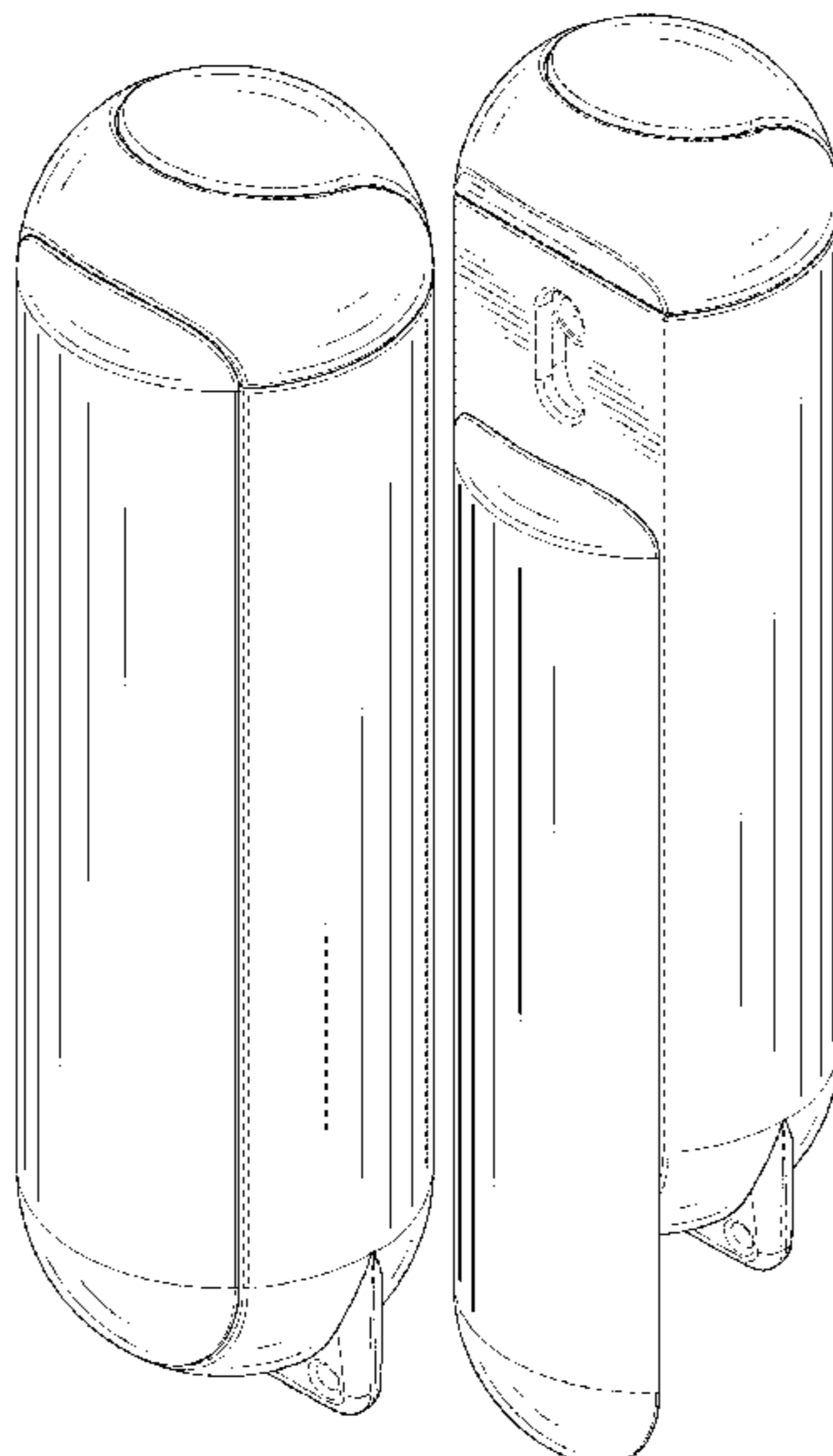
FIG. 1 is a top, front perspective view of a cosmetic container, showing my new design;
FIG. 2 is a front elevation view thereof;
FIG. 3 is a rear elevation view thereof;
FIG. 4 is a left side elevation view thereof;
FIG. 5 is a right side elevation view thereof;
FIG. 6 is a top plan view thereof;
FIG. 7 is a bottom plan view thereof;
FIG. 8 is a bottom rear perspective view thereof; and,
FIG. 9 is a perspective view thereof in an open position.
The broken lines shown are included for the purpose of illustrating unclaimed portions of the article and form no part of the claimed design.

(56) **References Cited**

U.S. PATENT DOCUMENTS

D140,111 S * 1/1945 Bau D9/689
D218,397 S * 8/1970 Orr D9/521
D262,606 S * 1/1982 Kaufmann D9/521
D271,245 S * 11/1983 Martinez D28/5
D303,927 S * 10/1989 Weber D9/521
D343,351 S * 1/1994 Haythornthwaite D9/689
D392,561 S * 3/1998 Markey D9/521
D473,793 S * 4/2003 Paster D9/521

1 Claim, 8 Drawing Sheets



(56)

References Cited

U.S. PATENT DOCUMENTS

D811,893 S * 3/2018 Bandawat D9/682
D892,628 S * 8/2020 Caruso D9/688
2003/0127354 A1* 7/2003 Chen B65D 83/384
206/581
2006/0032867 A1* 2/2006 Grant B65D 83/205
222/192
2011/0309113 A1* 12/2011 Hui B05B 11/0056
222/402.16
2014/0166776 A1* 6/2014 Fang A61M 15/0065
239/102.2

FOREIGN PATENT DOCUMENTS

DE 102014016261 A1 * 5/2016 B65D 83/206
EM 001364202-0018 * 3/2013
EM 001364202-0019 * 3/2013
JP D1206713 * 5/2004
JP D1228164 * 1/2005
KR 300618581.0000 * 10/2011
WO WO-2013172514 A1 * 11/2013 B05B 11/0056
WO WO-2015099023 A1 * 7/2015 B65D 83/206
WO WO-2016008930 A1 * 1/2016 B65D 83/205

* cited by examiner

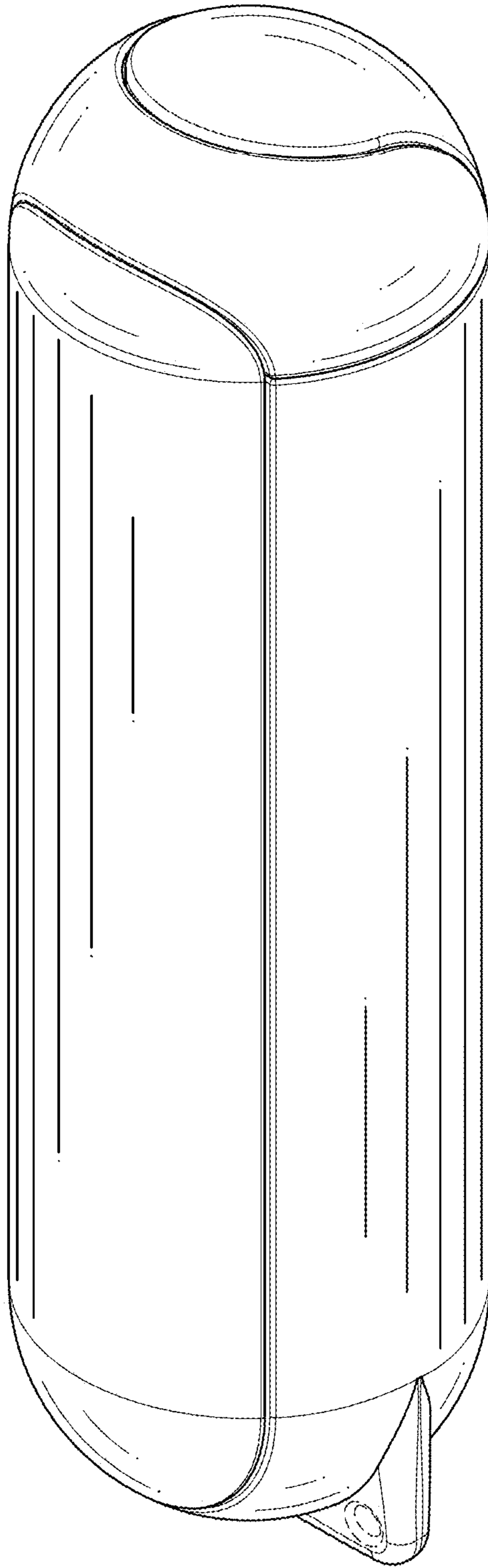


FIG. 1




FIG. 2




FIG. 3



FIG. 4



FIG. 5

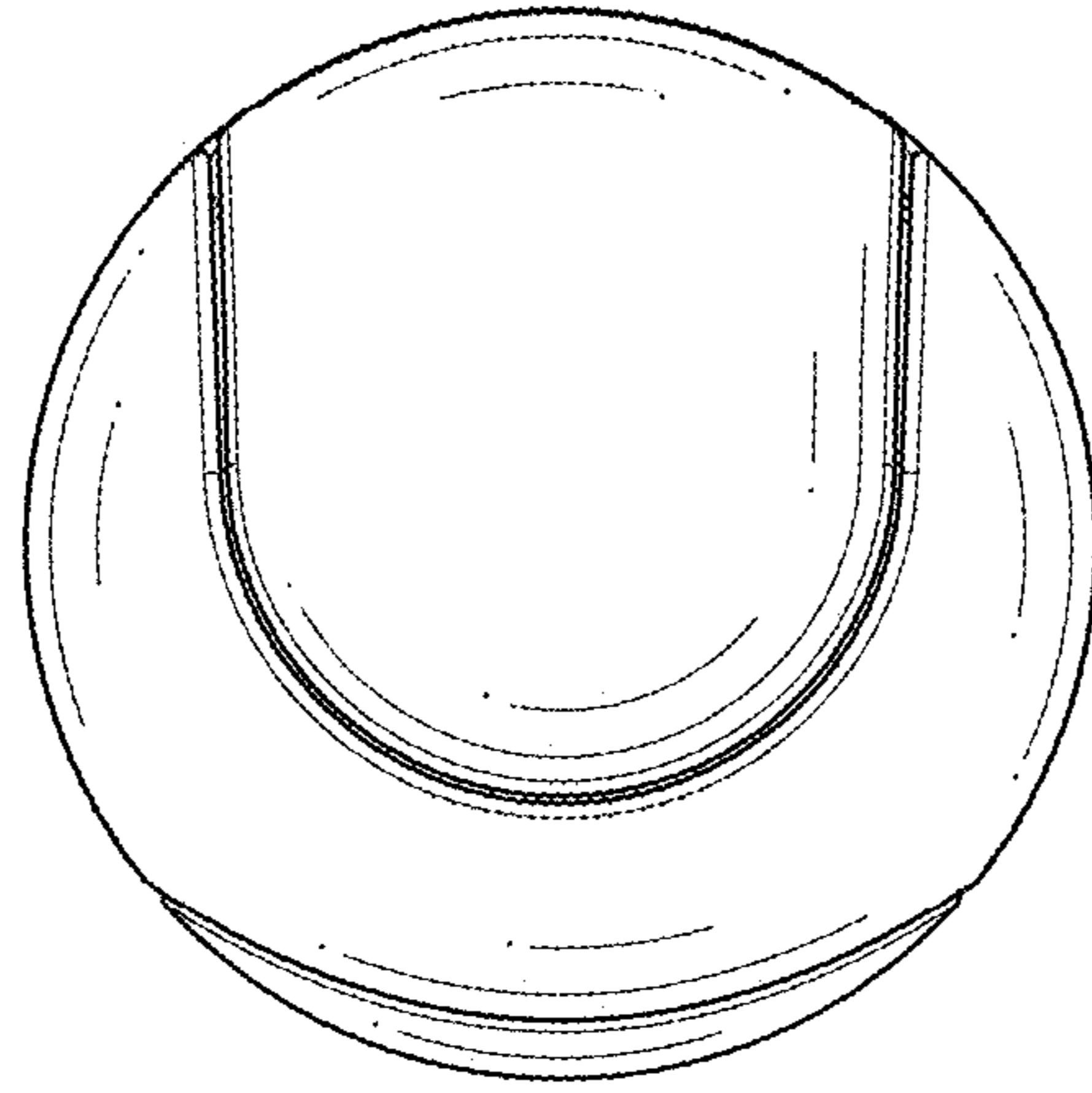


FIG. 6

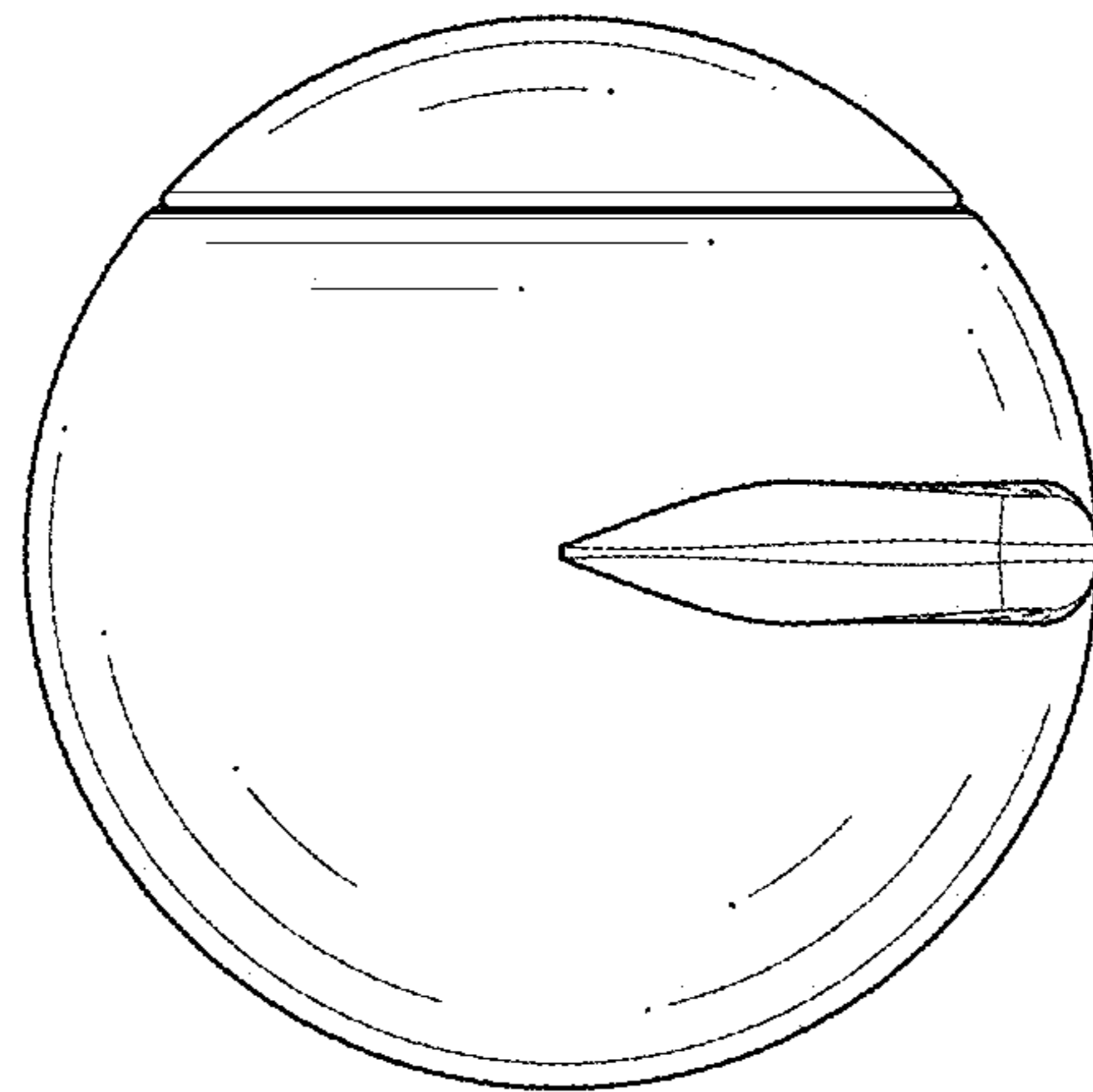


FIG. 7

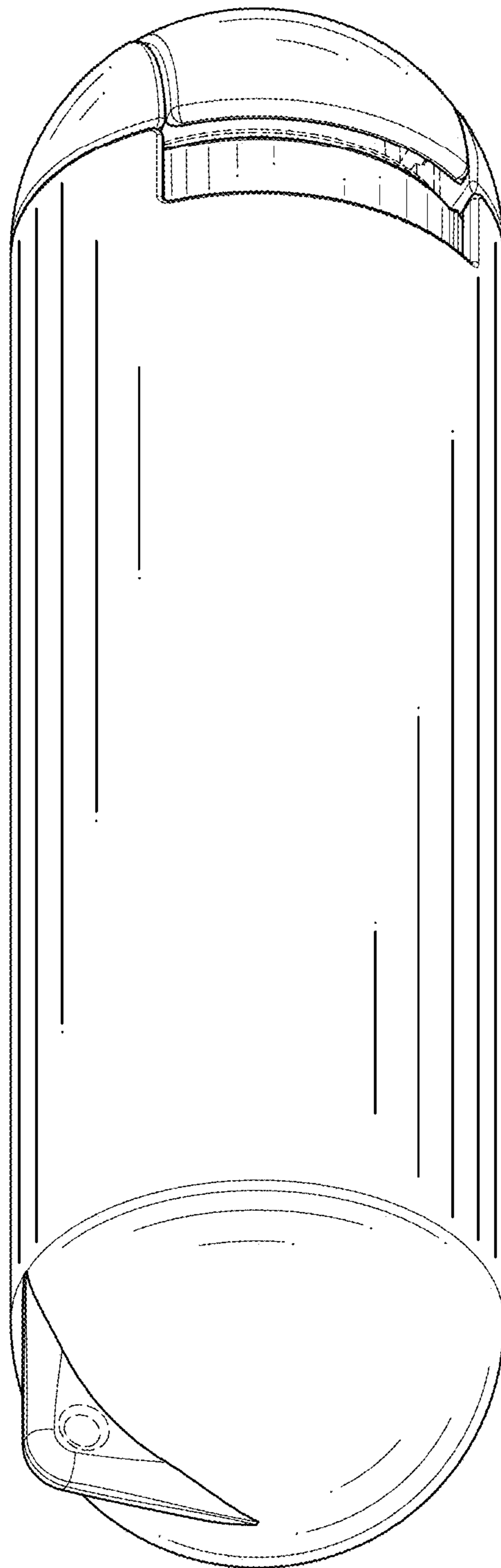


FIG. 8

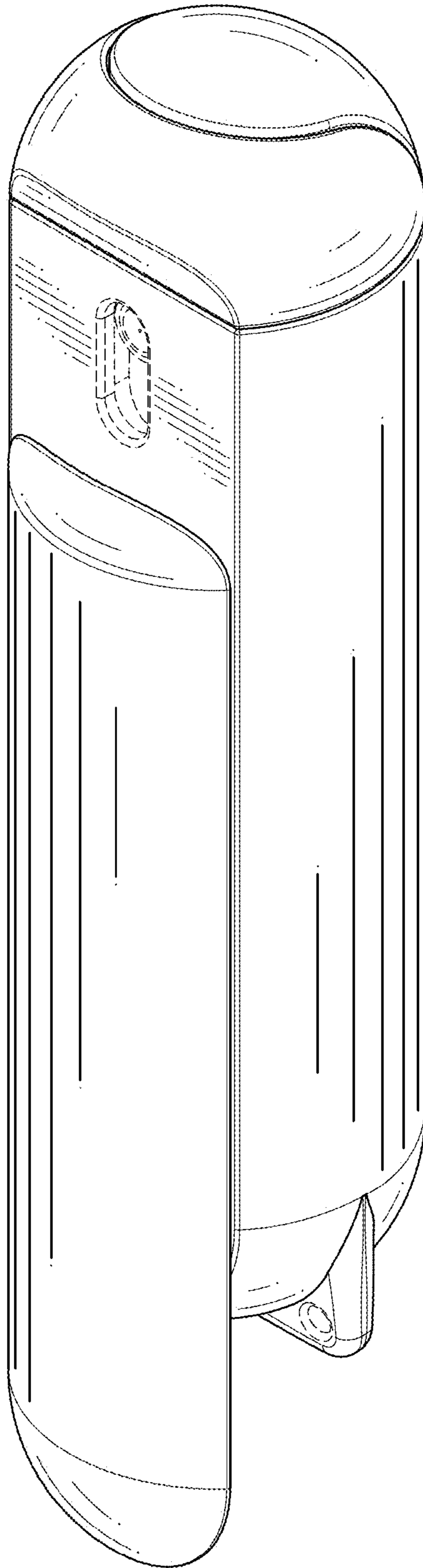


FIG. 9