



US00D918726S

(12) **United States Design Patent** (10) **Patent No.:** **US D918,726 S**
Bell (45) **Date of Patent:** **** May 11, 2021**

- (54) **CARAFE**
- (71) Applicant: **COGNAC FERRAND**, Paris (FR)
- (72) Inventor: **Ivan Bell**, London (GB)
- (73) Assignee: **COGNAC FERRAND**, Paris (FR)
- (**) Term: **15 Years**
- (21) Appl. No.: **29/714,881**
- (22) Filed: **Nov. 26, 2019**
- (30) **Foreign Application Priority Data**

Oct. 10, 2019 (WO) 87571

(51) **LOC (13) Cl.** **09-01**

(52) **U.S. Cl.**
USPC **D9/545**; D9/542; D9/563

(58) **Field of Classification Search**
 USPC D9/440, 443, 447, 516, 520, 523–528,
 D9/530–543, 550, 551, 552, 554, 556,
 D9/558, 563, 428, 573–575, 564, 522,
 D9/529, 545; D7/396.2, 507, 509, 510,
 D7/511, 532, 533, 608, 631–634;
 D3/202, 23; D6/518, 523, 734
 CPC B65D 1/0223; B65D 2543/00296; B65D
 2543/00092; B65D 2543/00537; B65D
 2501/0081; B65D 23/10; B65D 23/102;
 A47J 43/27

See application file for complete search history.

(56) **References Cited**

U.S. PATENT DOCUMENTS

D105,379 S *	7/1937	Guerlain	D9/542
D127,478 S *	5/1941	Brown	D9/523
D127,585 S *	6/1941	Lorenzen	D9/542
D128,668 S *	8/1941	Lorenzen	D9/542
D172,232 S *	5/1954	Lorenzen	D9/545

D198,762 S *	7/1964	Ferree	D9/542
D275,369 S *	9/1984	Heriard-Dubreuil	D9/563
D290,687 S *	7/1987	Llorente	D9/542
D344,237 S *	2/1994	Daucourt	D9/545
D356,952 S *	4/1995	Daucourt	D9/545
D397,039 S *	8/1998	Dickson	D9/551
D459,233 S *	6/2002	Young	D9/535
D493,110 S *	7/2004	Levesque	D9/530
D533,459 S *	12/2006	Wagner	D9/535
D546,692 S *	7/2007	Verburg	D9/526
D570,699 S *	6/2008	Wagner	D9/535
D622,154 S *	8/2010	Vishab	D9/530
D630,101 S *	1/2011	Lloyd	D9/558
D638,716 S *	5/2011	Eisen	D9/535
D652,309 S *	1/2012	Hartford	D9/563
D660,170 S *	5/2012	Hartford	D9/563
D697,811 S *	1/2014	Goodman	D9/545
D704,565 S *	5/2014	Humm	D9/545

(Continued)

FOREIGN PATENT DOCUMENTS

CN	301774435	*	12/2011
FR	950743-001	*	5/1995
RU	00051598	*	12/2002

Primary Examiner — Brett Miller

Assistant Examiner — Rani J Abdallah

(74) *Attorney, Agent, or Firm* — Ipsilon USA, LLP

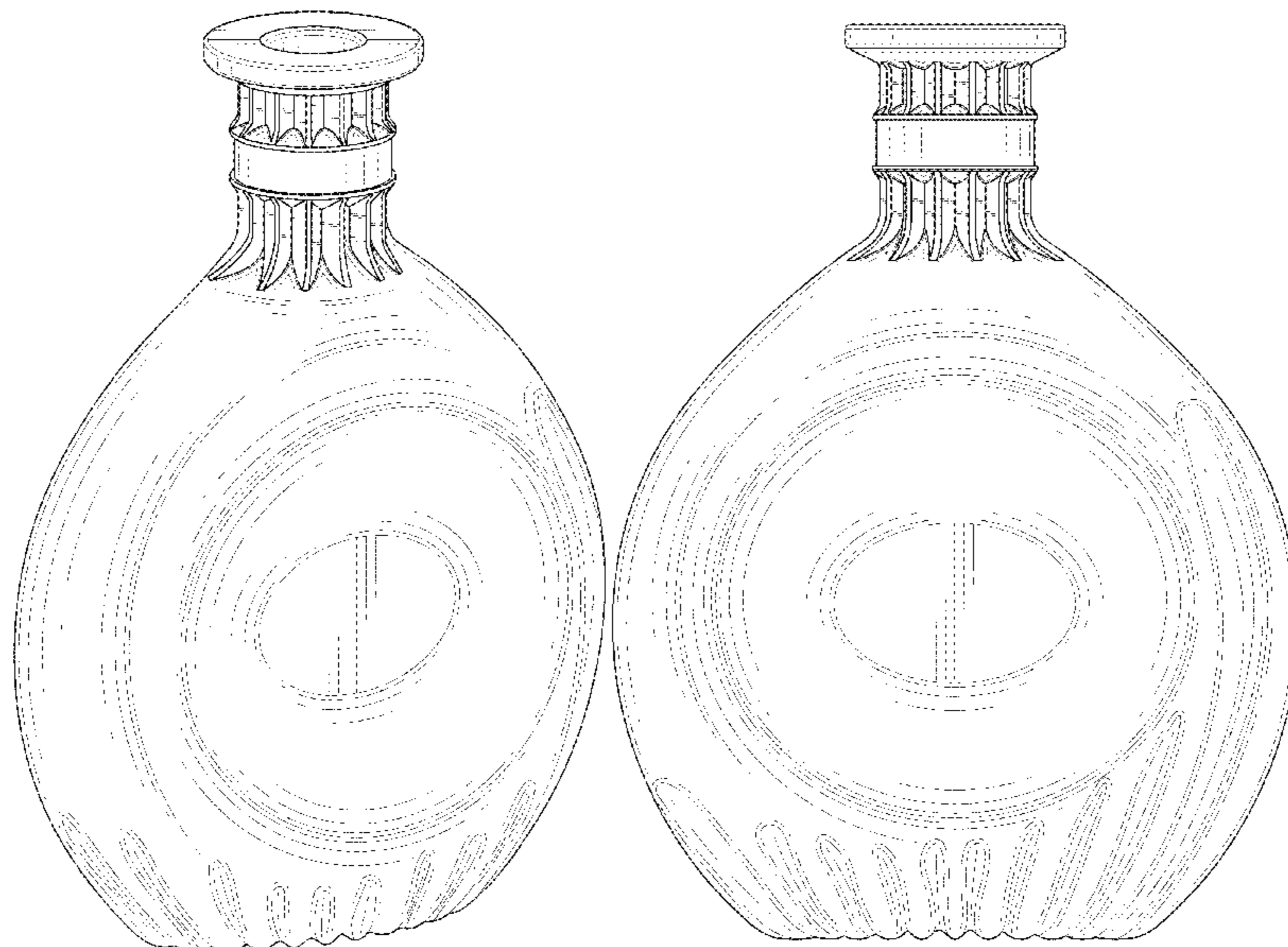
(57) **CLAIM**

The ornamental design for a carafe, as shown and described.

DESCRIPTION

FIG. 1 is a perspective view of a carafe showing the new design;
 FIG. 2 is a front view of the carafe shown in FIG. 1;
 FIG. 3 is a rear view of the carafe shown in FIG. 1;
 FIG. 4 is a left side view of the carafe shown in FIG. 1;
 FIG. 5 is a right side view of the carafe shown in FIG. 1;
 FIG. 6 is a top view of the carafe shown in FIG. 1; and,
 FIG. 7 is a bottom view of the carafe shown in FIG. 1.

1 Claim, 6 Drawing Sheets



(56)

References Cited

U.S. PATENT DOCUMENTS

D779,334 S * 2/2017 White D9/556
D779,951 S * 2/2017 Servaire D9/542

* cited by examiner




FIG. 1




FIG. 2




FIG. 3

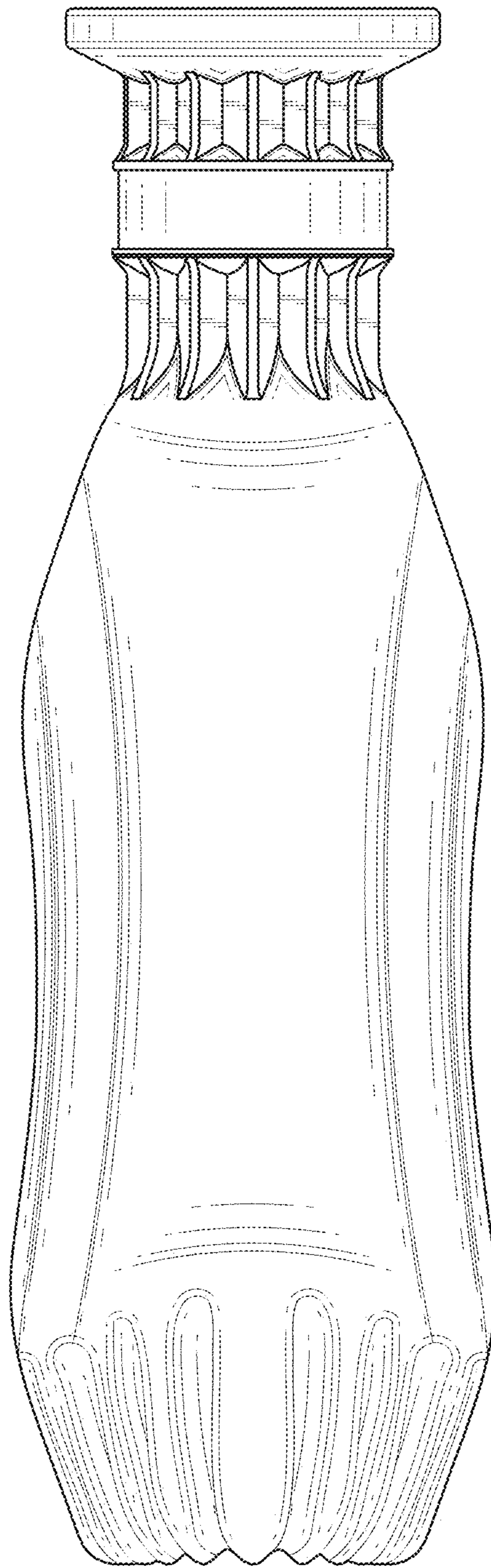


FIG. 4

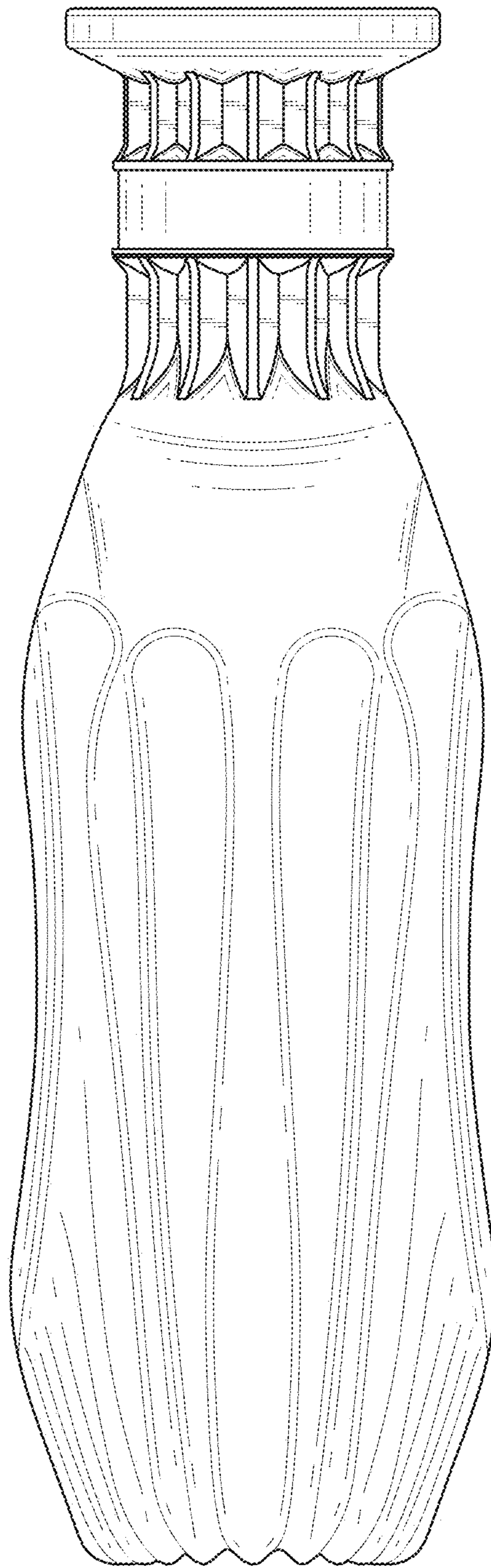


FIG. 5

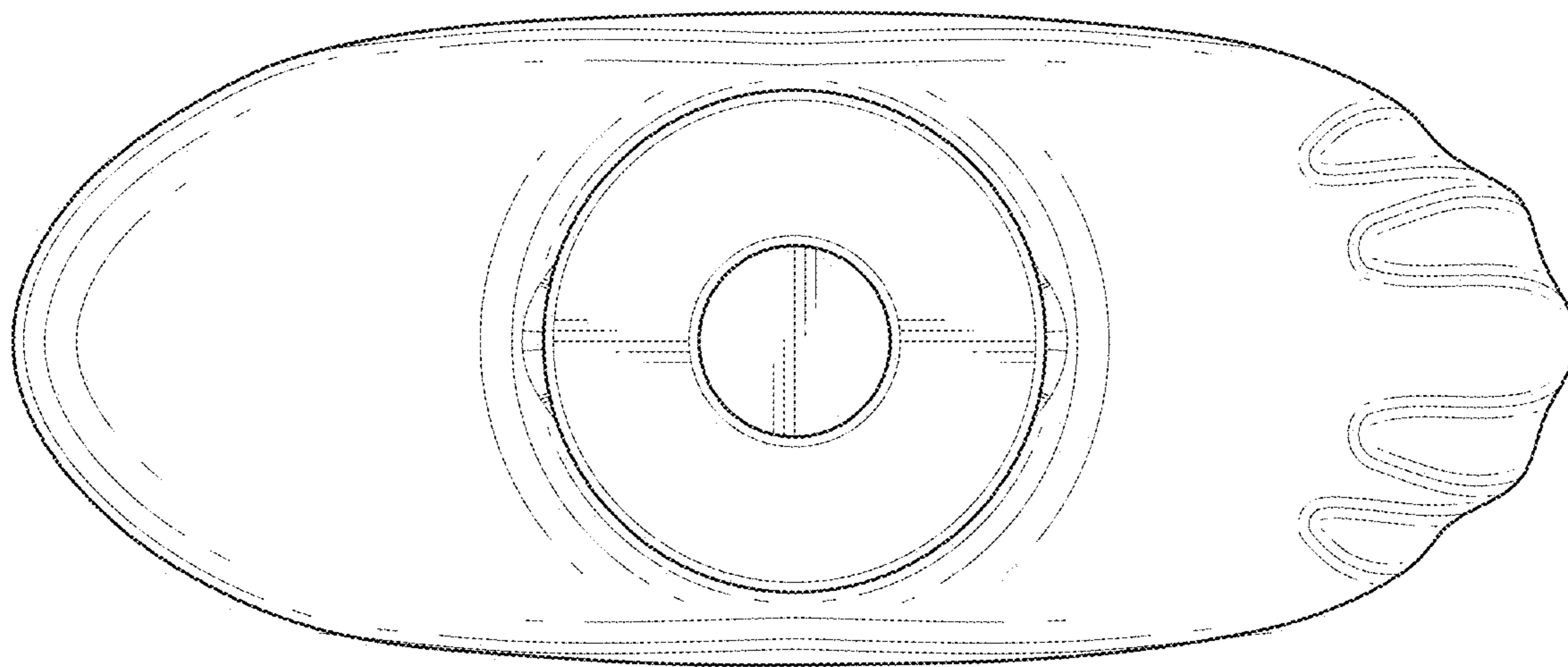


FIG. 6

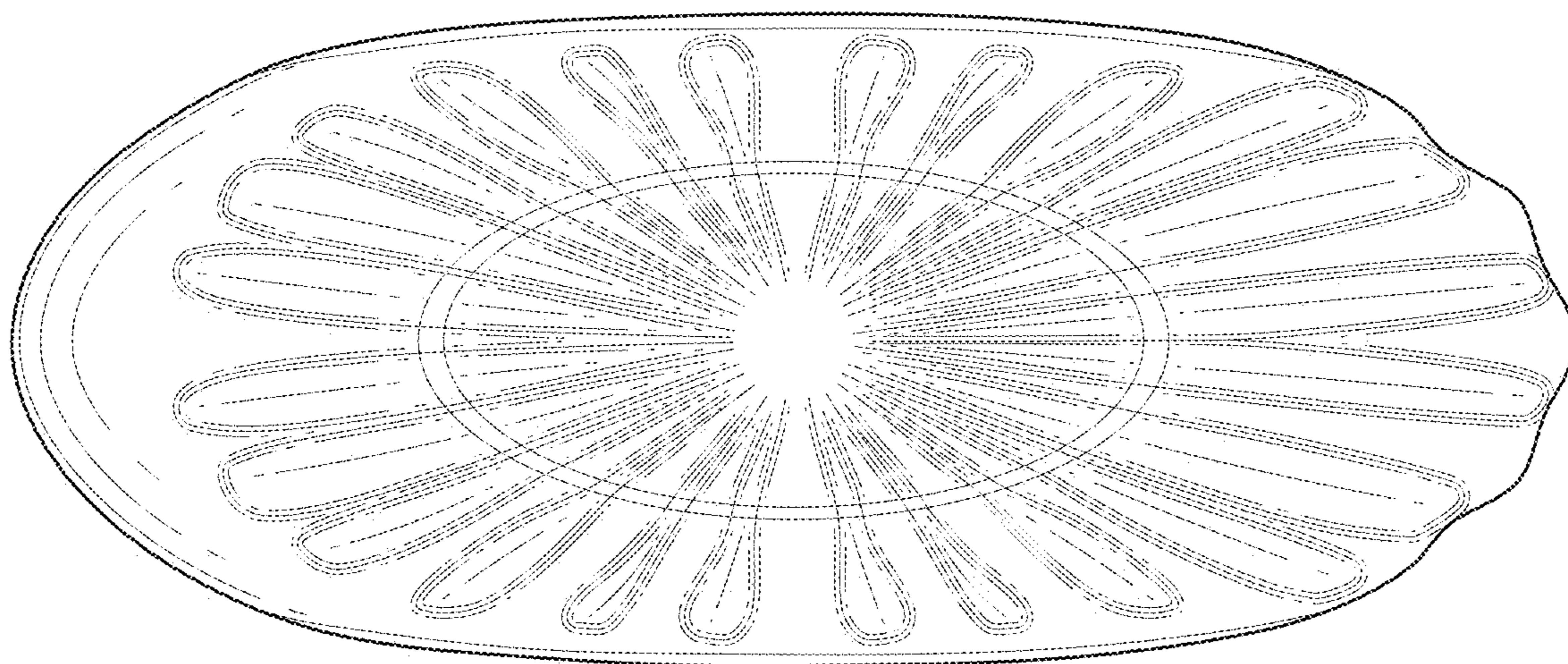


FIG. 7