



US00D918689S

(12) **United States Design Patent** (10) **Patent No.:** **US D918,689 S**
Glesser et al. (45) **Date of Patent:** **** May 11, 2021**

(54) **FOLDING KNIFE**

(71) Applicant: **Spyderco, Inc.**, Golden, CO (US)

(72) Inventors: **Eric Glesser**, Evergreen, CO (US); **Ed Schempp**, Ephrata, WA (US)

(73) Assignee: **Spyderco, Inc.**, Golden, CO (US)

(**) Term: **15 Years**

(21) Appl. No.: **29/703,957**

(22) Filed: **Aug. 30, 2019**

(51) **LOC (13) Cl.** **08-03**

(52) **U.S. Cl.**
USPC **D8/99**

(58) **Field of Classification Search**
USPC D8/98, 99, 100, 105, 107; D22/118
(Continued)

(56) **References Cited**

U.S. PATENT DOCUMENTS

D224,389 S 7/1972 Wood
D229,472 S 12/1973 Collins
(Continued)

OTHER PUBLICATIONS

U.S. Appl. No. 29/703,961, filed Aug. 30, 2019, Glesser et al.
(Continued)

Primary Examiner — Philip S Hyder

(74) *Attorney, Agent, or Firm* — Sheridan Ross P.C.

(57) **CLAIM**

The ornamental design for a folding knife, as shown and described.

DESCRIPTION

FIG. 1 is a perspective view of the folding knife shown in the open position;

FIG. 2 is a front elevation view thereof;
FIG. 3 is a rear elevation view thereof;
FIG. 4 is a right elevation view thereof;
FIG. 5 is a left elevation view thereof;
FIG. 6 is a top plan view thereof;
FIG. 7 is a bottom plan view thereof;
FIG. 8 is a perspective view of the folding knife shown in the closed position;
FIG. 9 is a front elevation view of the folding knife shown in FIG. 8;
FIG. 10 is a rear elevation view of the folding knife shown in FIG. 8;
FIG. 11 is a right elevation view of the folding knife shown in FIG. 8;
FIG. 12 is a left elevation view of the folding knife shown in FIG. 8;
FIG. 13 is a top plan view of the folding knife shown in FIG. 8;
FIG. 14 is a bottom plan view of the folding knife shown in FIG. 8;
FIG. 15 is a perspective view of a folding knife according to another embodiment shown in the open position;
FIG. 16 is a front elevation view of the folding knife shown in FIG. 15;
FIG. 17 is a rear elevation view of the folding knife shown in FIG. 15;
FIG. 18 is a right elevation view of the folding knife shown in FIG. 15;
FIG. 19 is a left elevation view of the folding knife shown in FIG. 15;
FIG. 20 is a top plan view of the folding knife shown in FIG. 15;
FIG. 21 is a bottom plan view of the folding knife shown in FIG. 15;
FIG. 22 is a perspective view of the folding knife of FIG. 15 shown in the closed position;
FIG. 23 is a front elevation view of the folding knife shown in FIG. 22;
FIG. 24 is a rear elevation view of the folding knife shown in FIG. 22;
FIG. 25 is a right elevation view of the folding knife shown in FIG. 22;

(Continued)

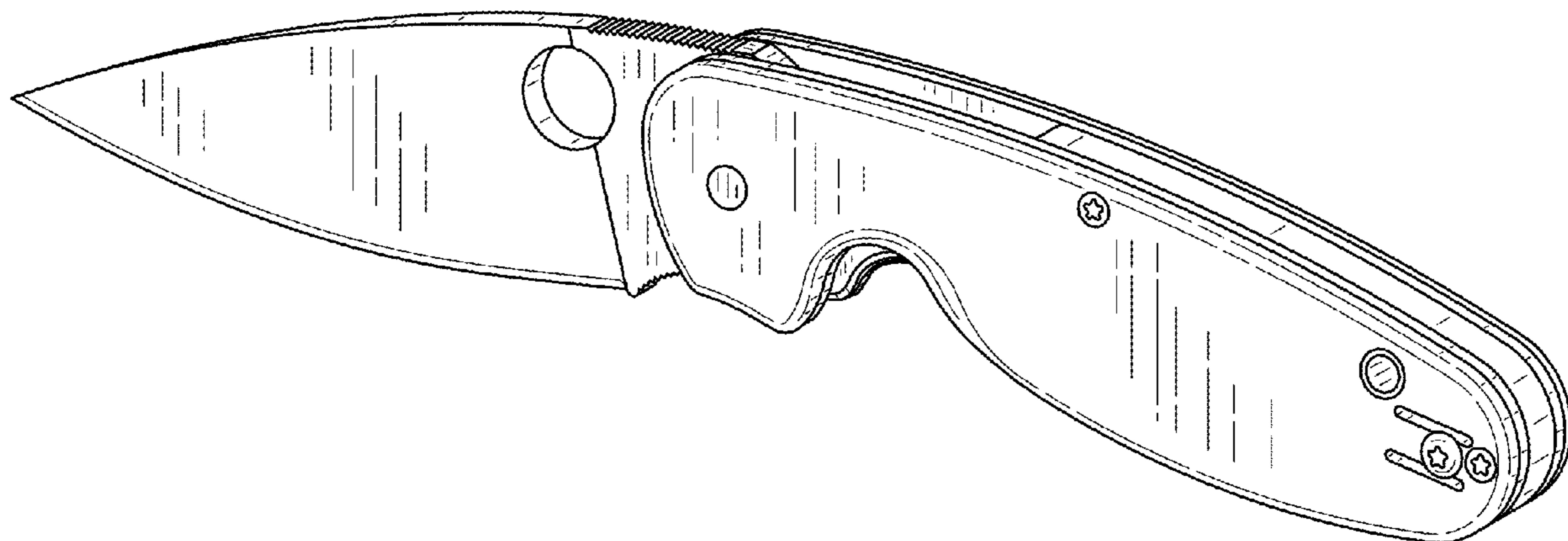


FIG. 26 is a left elevation view of the folding knife shown in FIG. 22;
 FIG. 27 is a top plan view of the folding knife shown in FIG. 22;
 FIG. 28 is a bottom plan view of the folding knife shown in FIG. 22;
 FIG. 29 is a perspective view of a folding knife according to another embodiment shown in the open position;
 FIG. 30 is a front elevation view of the folding knife shown in FIG. 29;
 FIG. 31 is a rear elevation view of the folding knife shown in FIG. 29;
 FIG. 32 is a right elevation view of the folding knife shown in FIG. 29;
 FIG. 33 is a left elevation view of the folding knife shown in FIG. 29;
 FIG. 34 is a top plan view of the folding knife shown in FIG. 29; and,
 FIG. 35 is a bottom plan view of the folding knife shown in FIG. 29.
 The broken lines depict portions of the folding knife in which the design is embodied that are not considered part of the claimed design.

1 Claim, 30 Drawing Sheets

(58) **Field of Classification Search**

CPC B26B 5/001; B26B 5/003; B26B 11/00;
 B26B 1/08; B26B 1/02; B26B 1/10;
 B26B 1/04; B26B 1/042; B26B 1/048;
 B26B 3/08; B26B 29/06

See application file for complete search history.

(56) **References Cited**

U.S. PATENT DOCUMENTS

4,347,665	A	9/1982	Glesser	
D270,655	S	9/1983	Collins	
D277,536	S	2/1985	Baer	
4,546,510	A	10/1985	Harrison	
4,607,432	A	8/1986	Montgomery	
D303,210	S	9/1989	Thompson	
D308,009	S	5/1990	Evrell	
D310,621	S	9/1990	Thompson	
5,060,379	A	10/1991	Neely	
D333,251	S	2/1993	Glesser	
D336,232	S	6/1993	Thompson et al.	
D344,006	S	2/1994	Glesser	
D347,375	S	5/1994	Sakai	
D348,599	S	7/1994	Sakai	
5,400,509	A	3/1995	Collins	
D366,408	S	1/1996	Sessions et al.	
D367,599	S	3/1996	Sakai	
5,495,673	A	3/1996	Gardiner et al.	
D371,288	S	7/1996	Thompson	
D377,443	S	1/1997	Seber et al.	
D379,294	S	5/1997	Lum	
5,628,117	A *	5/1997	Glesser B26B 11/00 224/679	
D381,060	S	7/1997	Moran	
D382,189	S	8/1997	Viele	
D384,871	S	10/1997	McWillis	
5,689,890	A	11/1997	Glesser	
D387,966	S	12/1997	Horn	
D389,389	S	1/1998	Glesser	

D389,718	S	1/1998	Wegner	
5,704,129	A *	1/1998	Glesser B26B 1/02 30/123	
D392,539	S	3/1998	Balolia	
5,737,841	A	4/1998	McHenry et al.	
D402,178	S	12/1998	Glesser	
D402,524	S	12/1998	Glesser	
D404,990	S *	2/1999	Zowada D8/99	
D407,002	S	3/1999	Morton et al.	
5,964,036	A *	10/1999	Centofante B26B 1/048 30/155	
D418,383	S	1/2000	Bradichansky	
D421,378	S	3/2000	Glesser	
D422,190	S	4/2000	Zaha	
D422,871	S *	4/2000	Terzuola D8/99	
6,101,723	A *	8/2000	Ford B26B 1/044 30/157	
D434,631	S *	12/2000	Lum D8/99	
D435,420	S	12/2000	Ayoob	
D438,443	S *	3/2001	Keating D8/99	
D441,827	S	5/2001	Frank	
D442,460	S	5/2001	Glesser	
D461,387	S	8/2002	Glesser	
D464,551	S	10/2002	Glesser	
D474,669	S	5/2003	Onion	
D488,045	S *	4/2004	Onion D8/99	
6,751,868	B2 *	6/2004	Glesser B26B 1/048 30/160	
6,918,184	B2 *	7/2005	Glesser B26B 1/04 30/161	
D553,469	S	10/2007	Onion	
D566,222	S	4/2008	Hawk et al.	
D567,055	S *	4/2008	Renzi D8/99	
D569,213	S	5/2008	Renzi et al.	
D581,240	S	11/2008	Glesser et al.	
D593,838	S *	6/2009	Williams D8/99	
7,676,932	B2	3/2010	Grice	
D614,933	S	5/2010	Freeman	
D697,780	S	1/2014	Pelton	
D699,315	S	2/2014	Seeds et al.	
D739,697	S	9/2015	Glesser	
D743,769	S *	11/2015	Glesser D8/99	
D747,946	S *	1/2016	Carey D8/99	
D752,412	S *	3/2016	Mears D8/99	
D753,459	S *	4/2016	Glesser D8/99	
9,592,612	B2 *	3/2017	Koenig B26B 1/06	
D814,902	S	4/2018	Berenji et al.	
9,943,970	B2 *	4/2018	Glesser B26B 1/048	
D816,457	S *	5/2018	Demko D8/99	
D835,490	S *	12/2018	Glesser D8/99	
2013/0305541	A1 *	11/2013	Koenig B26B 1/04 30/161	
2015/0128426	A1 *	5/2015	Sakai B26B 1/042 30/161	
2020/0215705	A1 *	7/2020	Glesser B26B 1/048	

OTHER PUBLICATIONS

U.S. Appl. No. 29/703,964, filed Aug. 30, 2019, Clinton.
 U.S. Appl. No. 29/712,620, filed Nov. 9, 2019, Lai.
 Gorilla and Sons Catalog, pp. 5, 15, 21 and 57, Jungle, Benchmade, SOG and GKT knives, 1997, 4 pages.
 Russell, "Catalog of Knives", pp. 7, 9 and 29, Spring 1996, 3 pages.
 "Spyderco Domino~C172CFTI," Spyderco Inc., 2014, 1 page.
 "Spyderco Para-Military G-10, C81G," Spyderco Inc., 2004, retrieved from <https://www.spyderco.com/catalog/details/C81G/34>, retrieved on Jun. 6, 2017, 1 page.
 "Spyderco Para-Military G-10 Black, C81G2," Spyderco Inc., 2004, retrieved from <https://www.spyderco.com/catalog/details/C81G2/472>, retrieved on Jun. 6, 2017, 1 page.

* cited by examiner

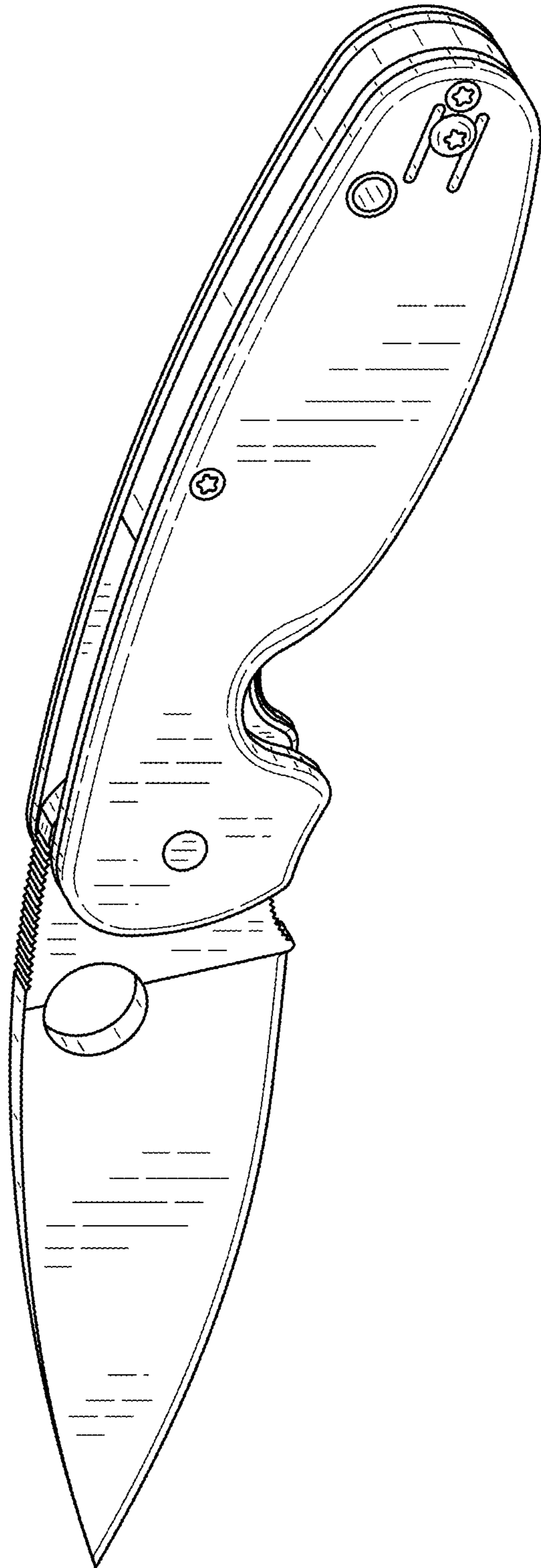


FIG.1

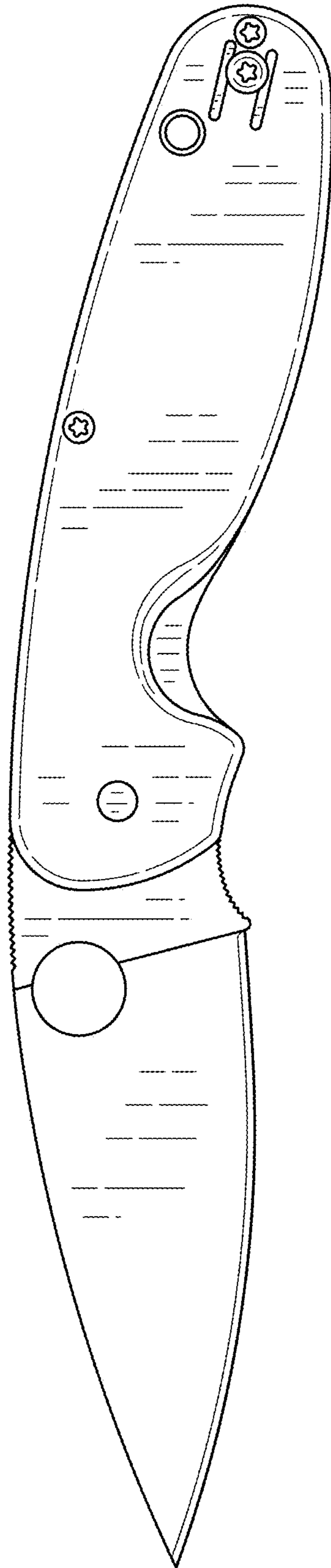


FIG.2

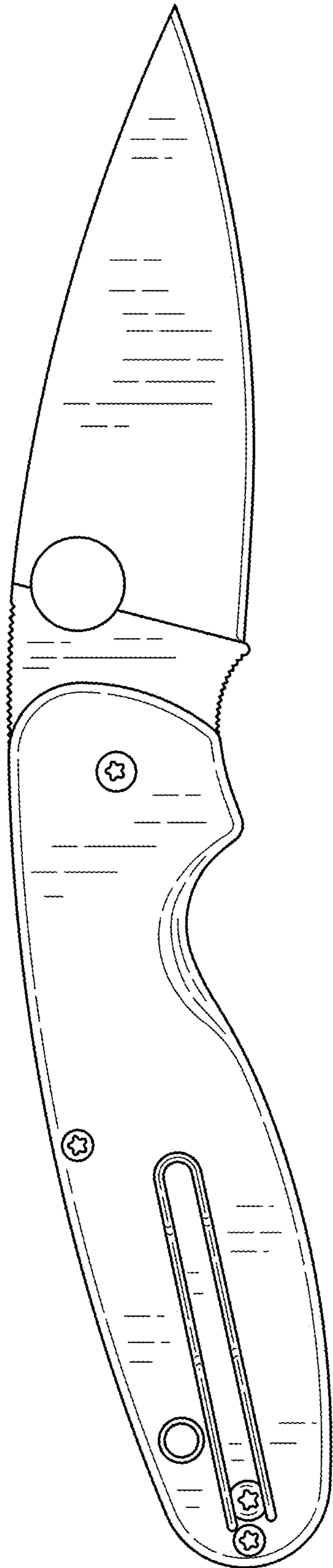


FIG.3



FIG.4

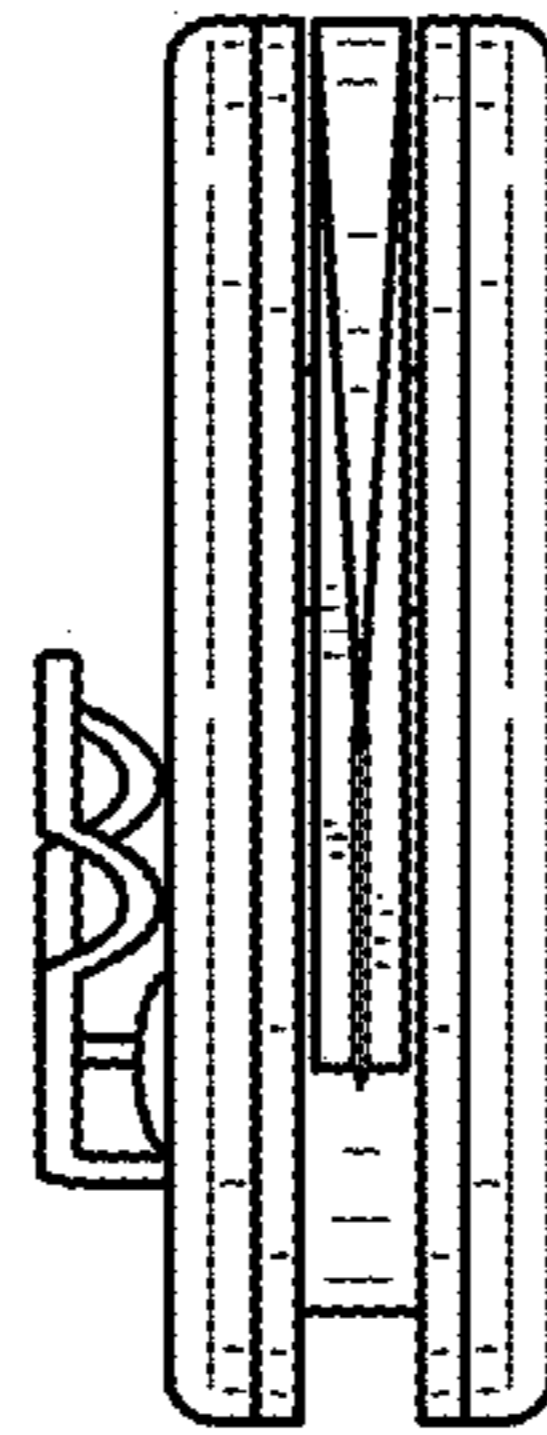


FIG.5

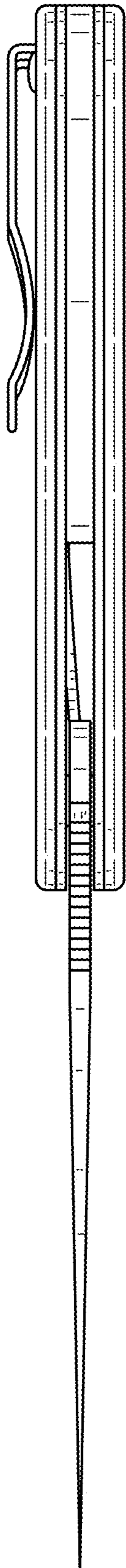


FIG.6

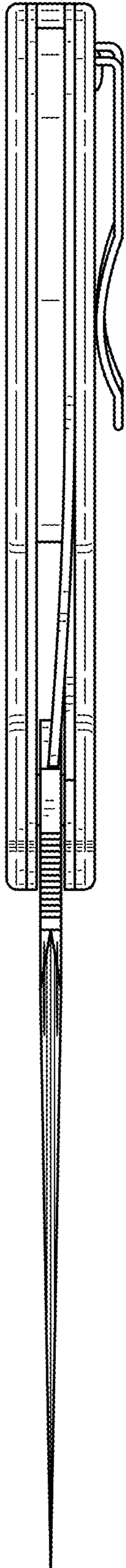


FIG.7

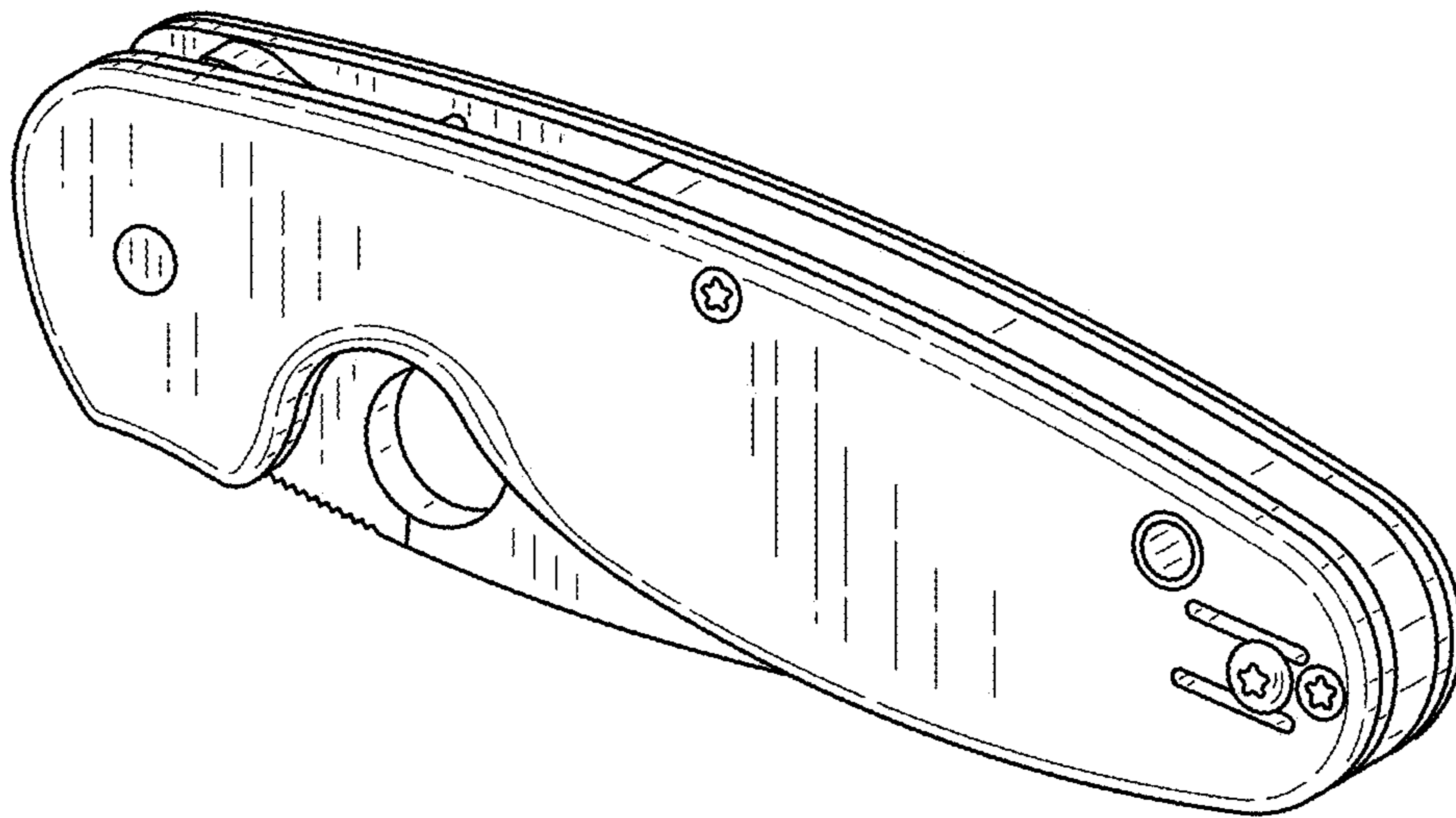


FIG.8

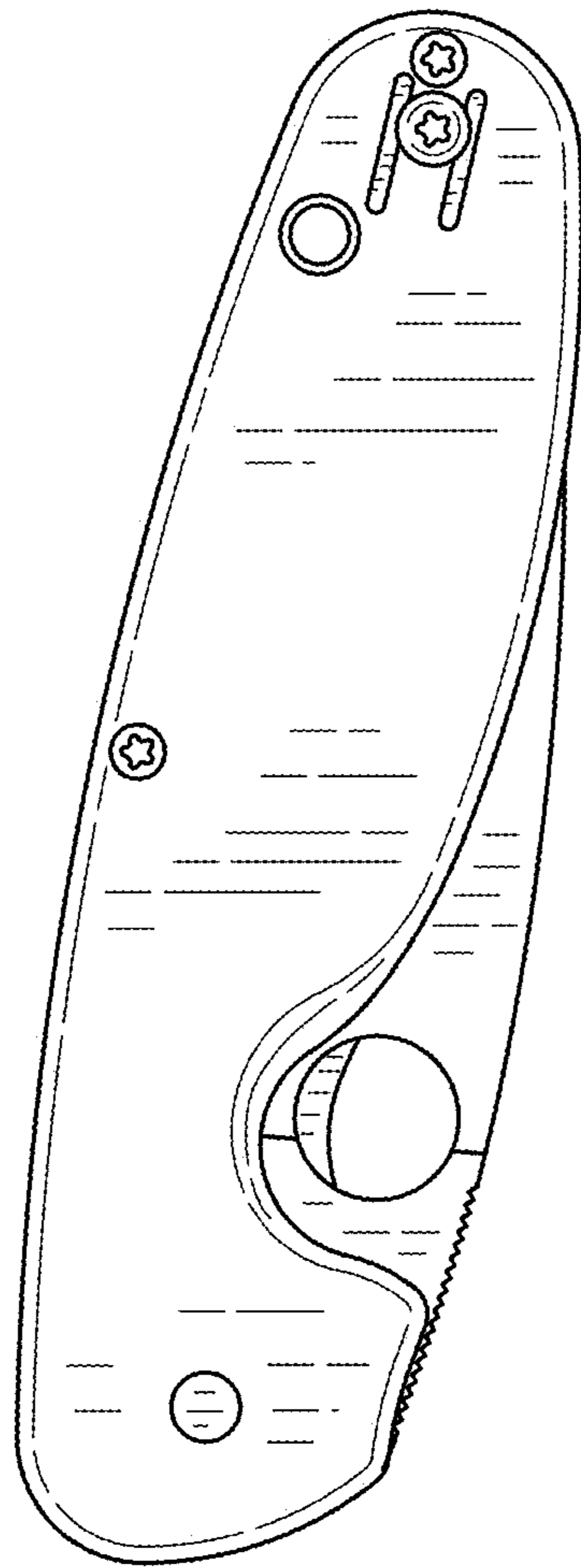


FIG. 9

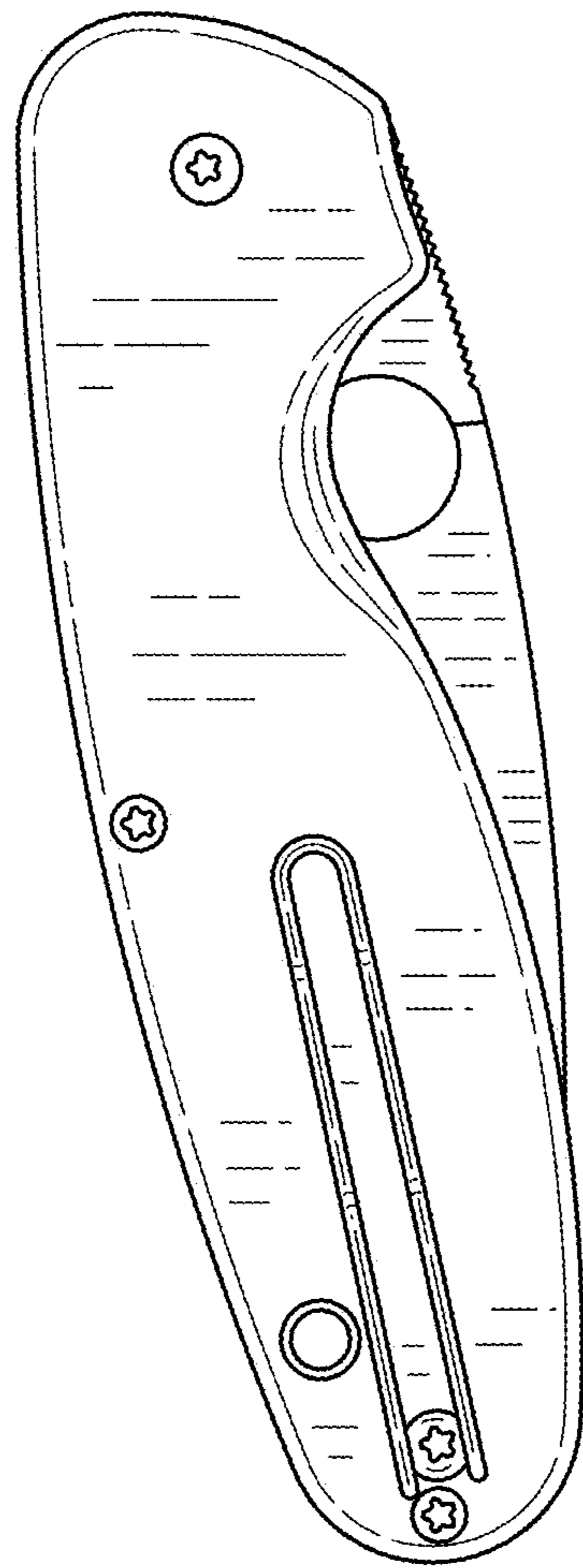


FIG.10



FIG.11

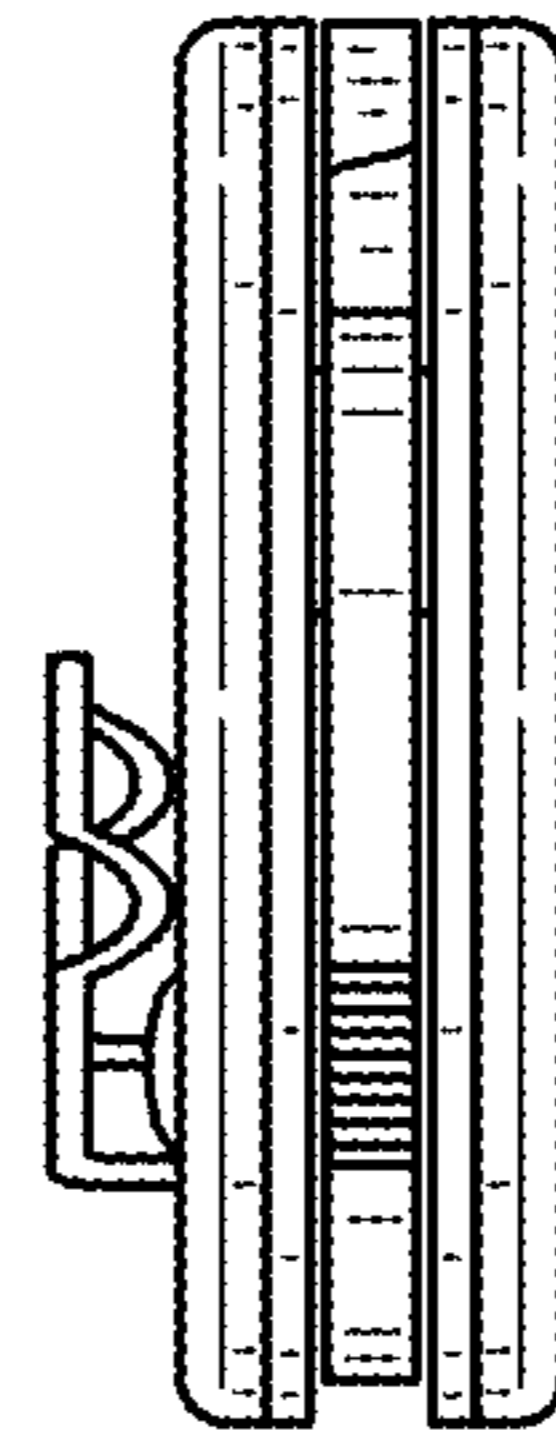


FIG.12



FIG.13

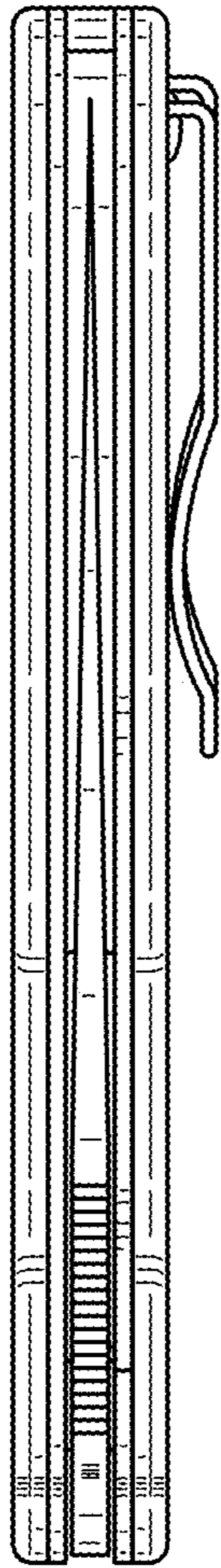


FIG.14

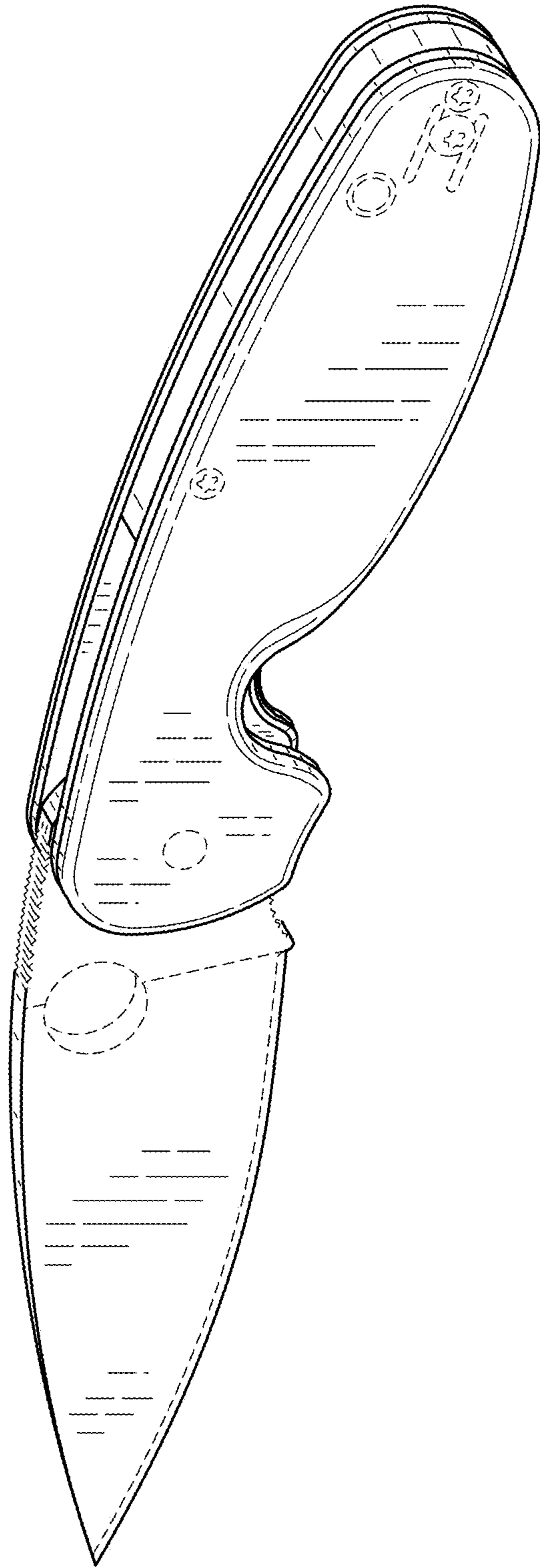


FIG.15

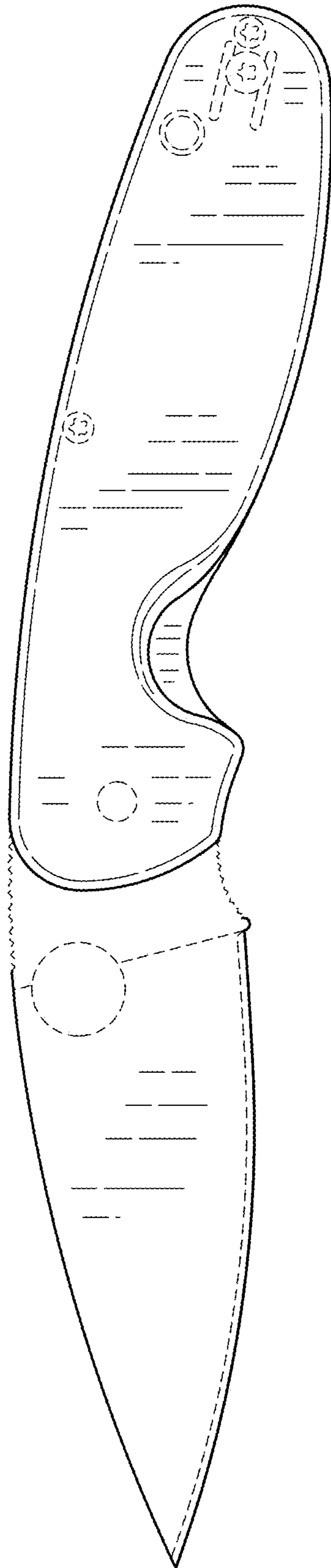


FIG.16

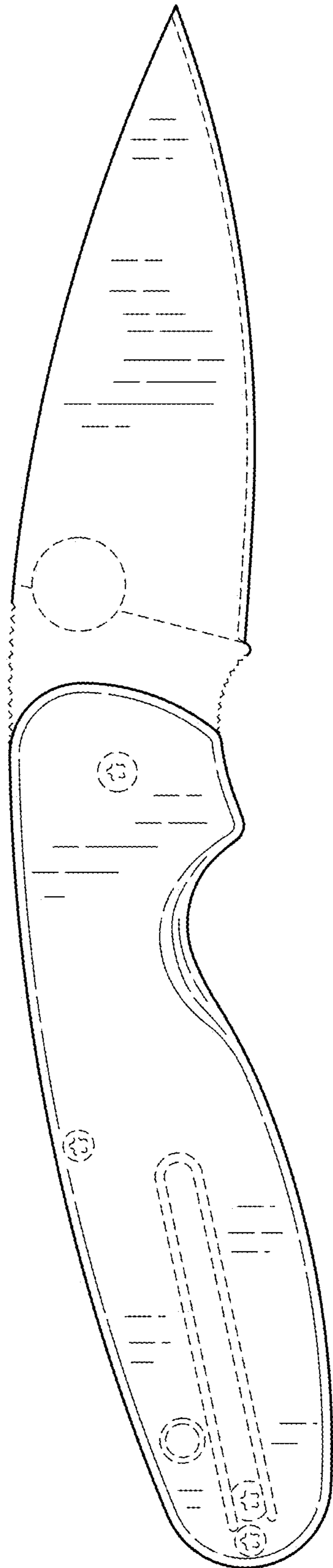


FIG.17




FIG.18




FIG.19

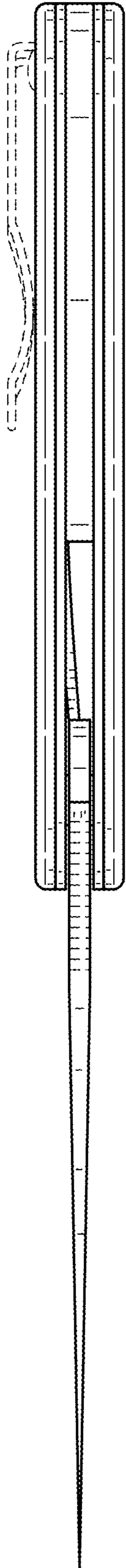


FIG.20

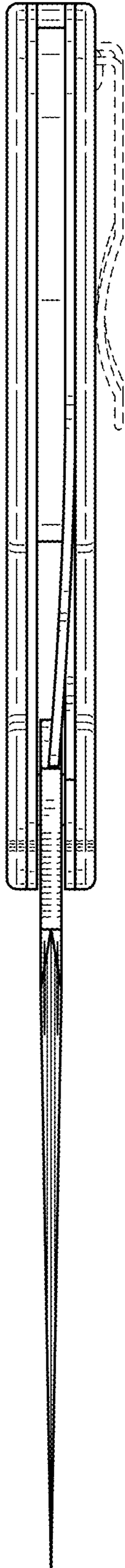


FIG.21

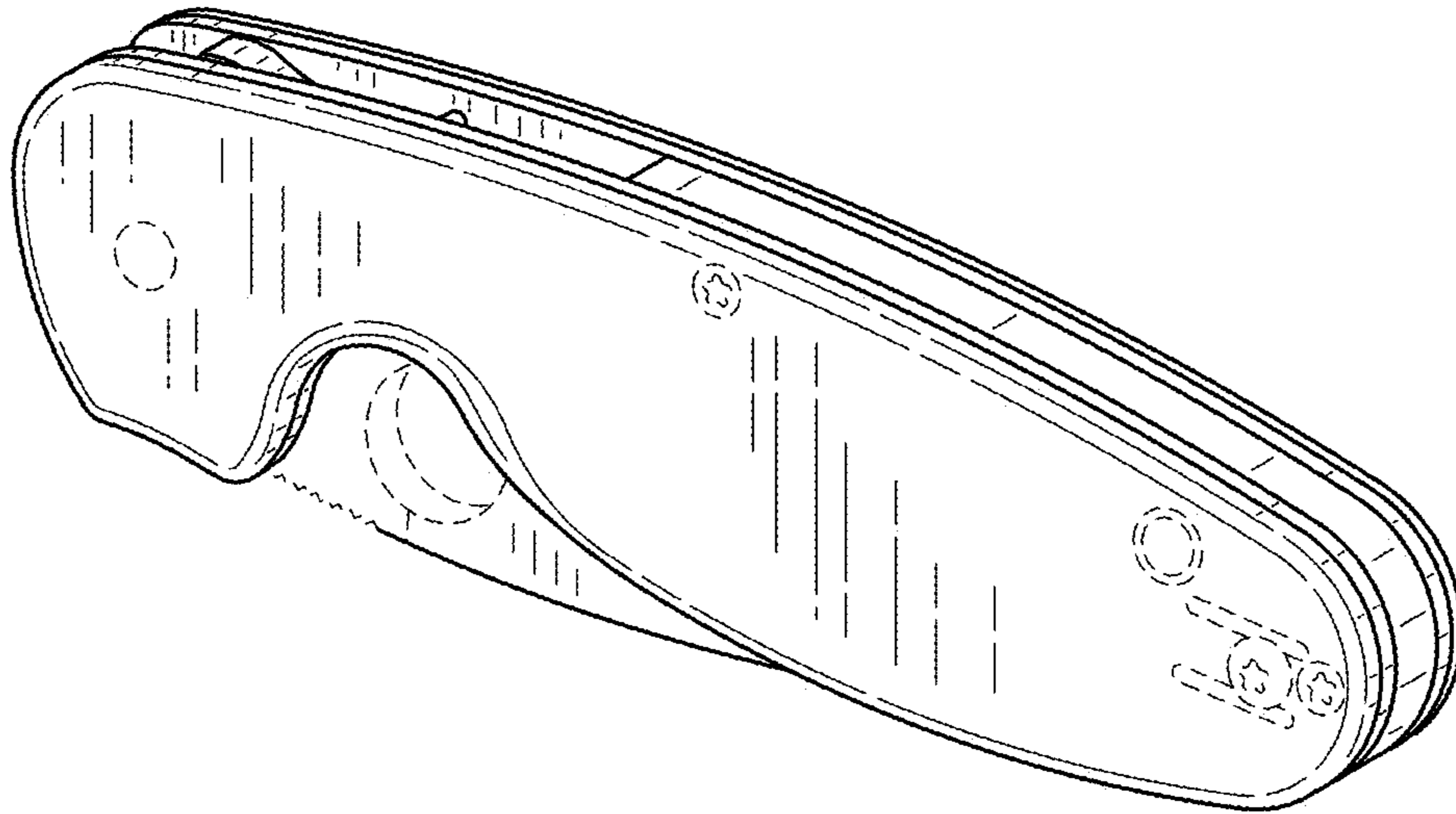


FIG.22

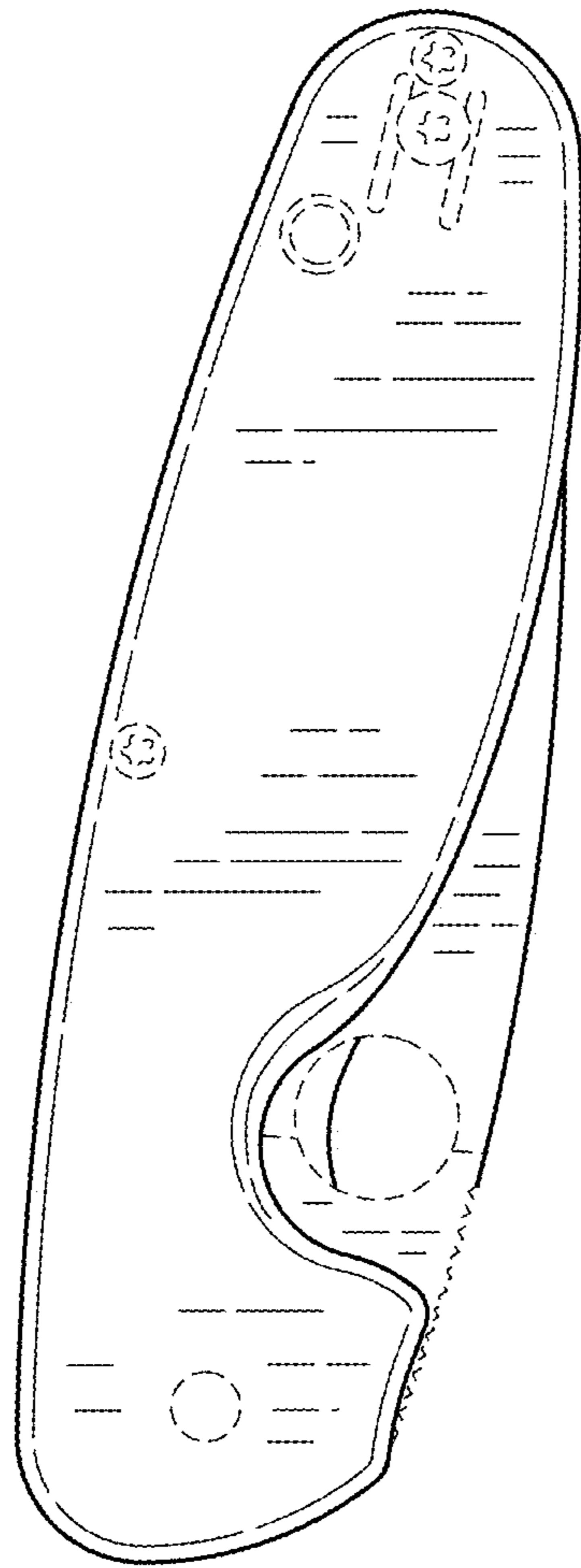


FIG.23

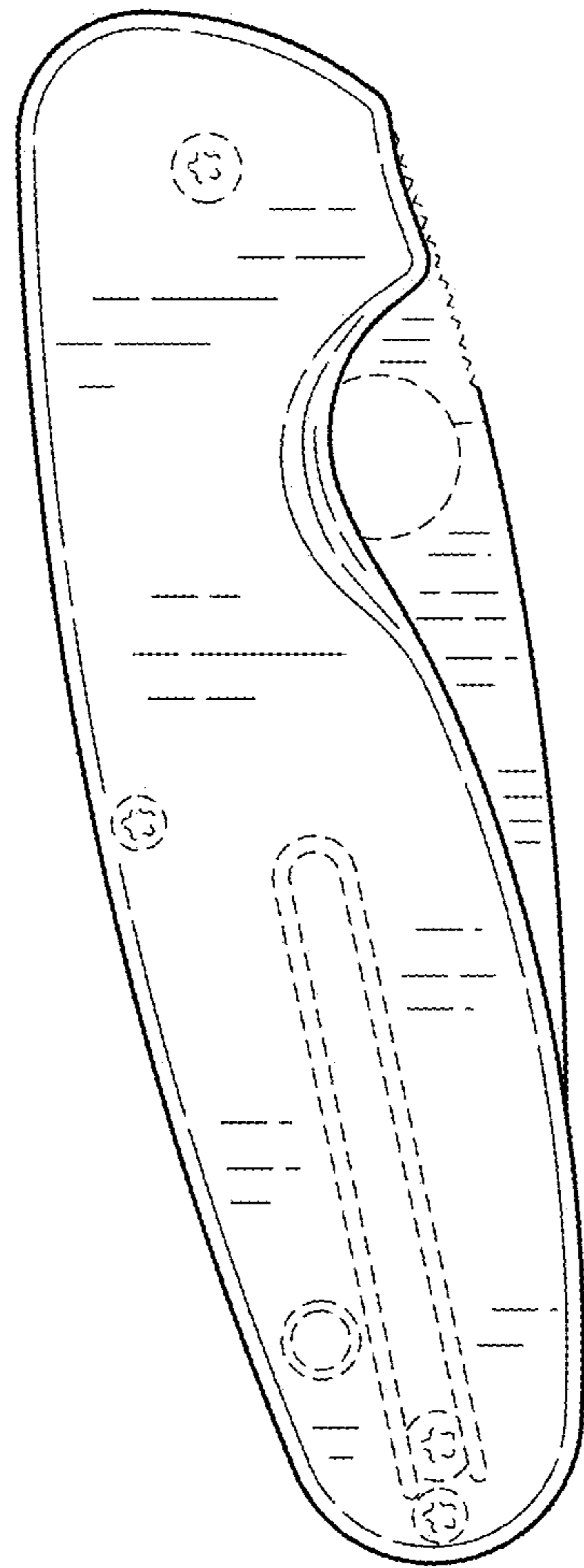


FIG.24




FIG.25

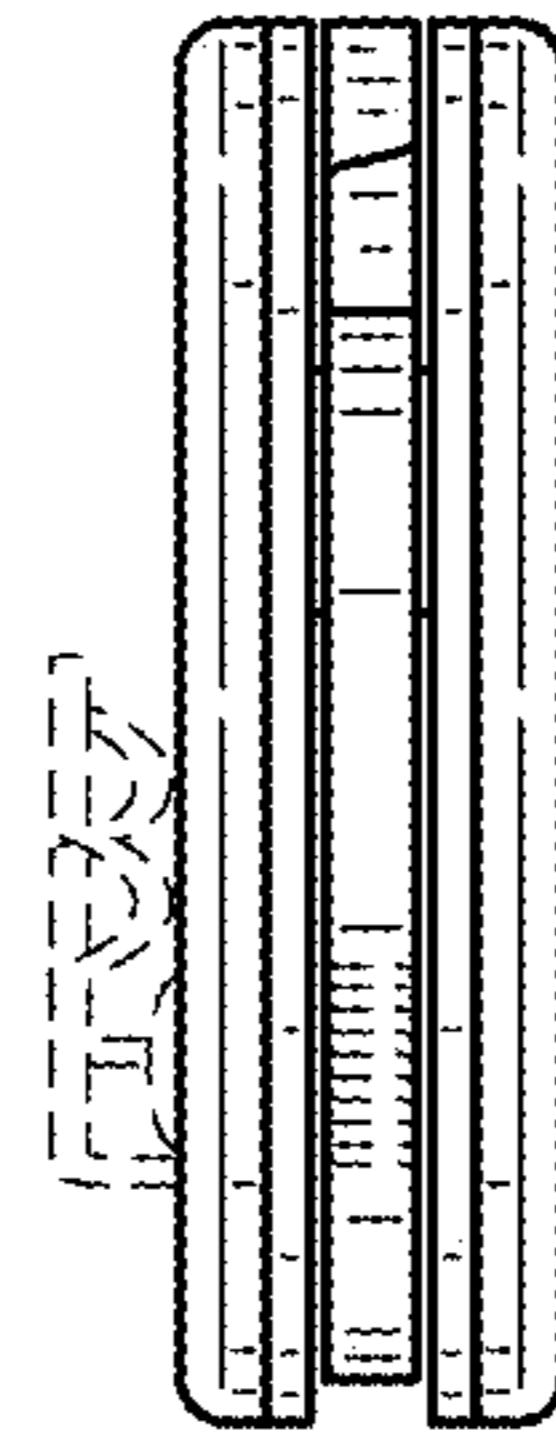


FIG.26




FIG.27

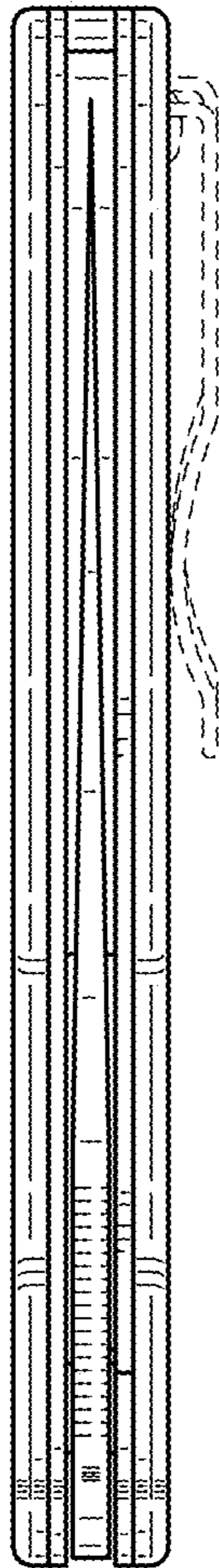


FIG.28

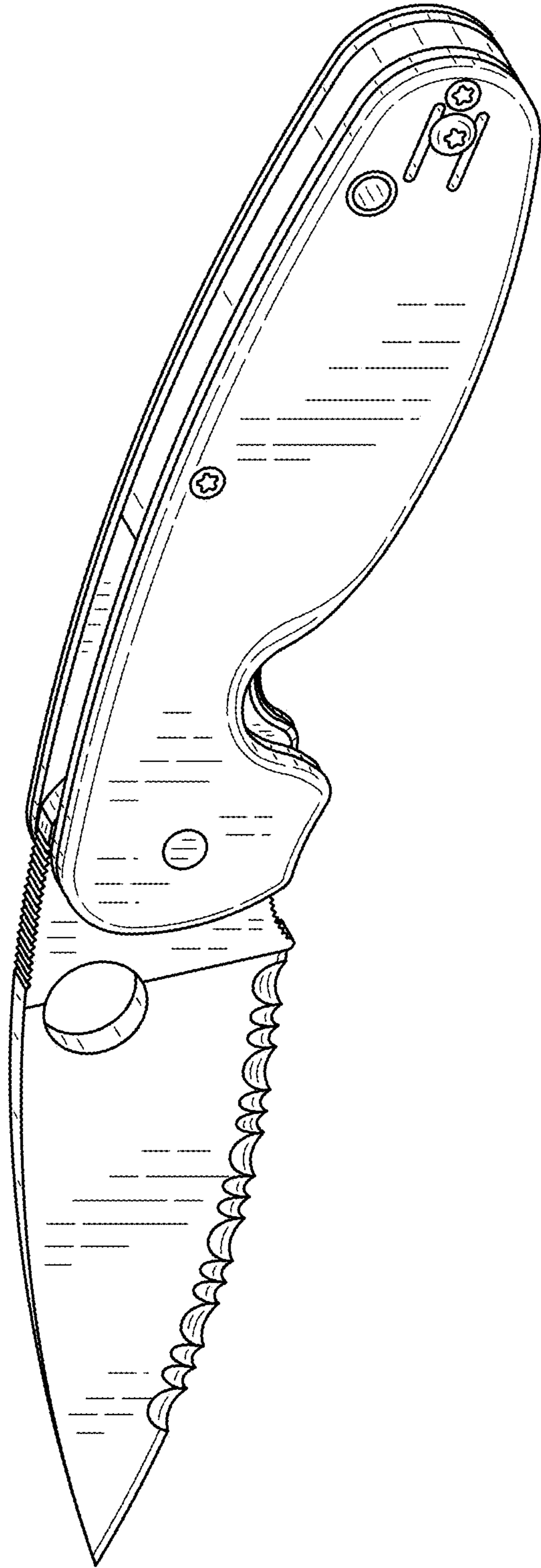


FIG.29

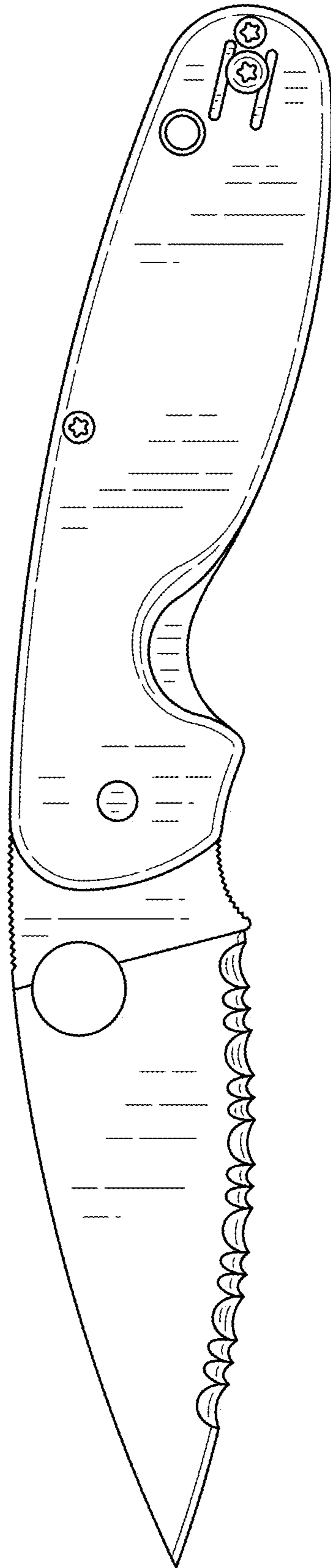


FIG.30

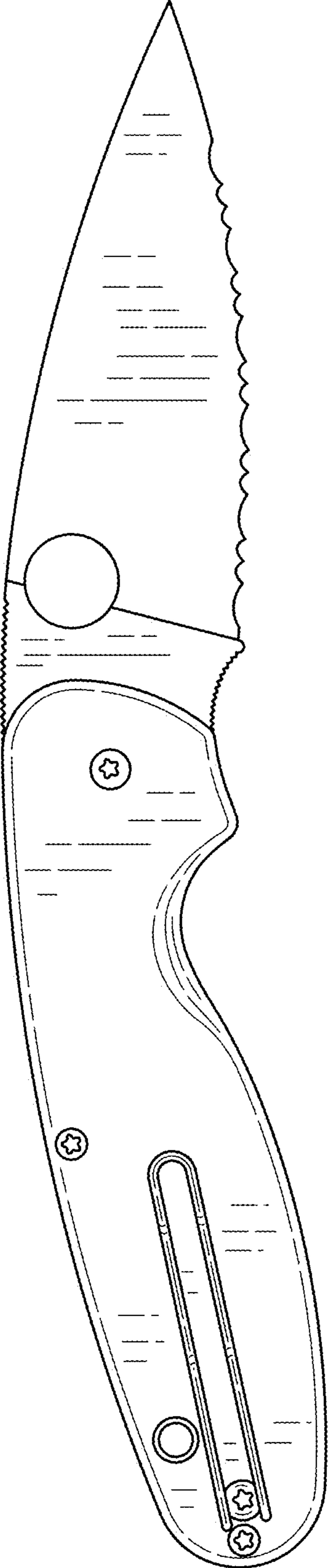


FIG.31



FIG.32

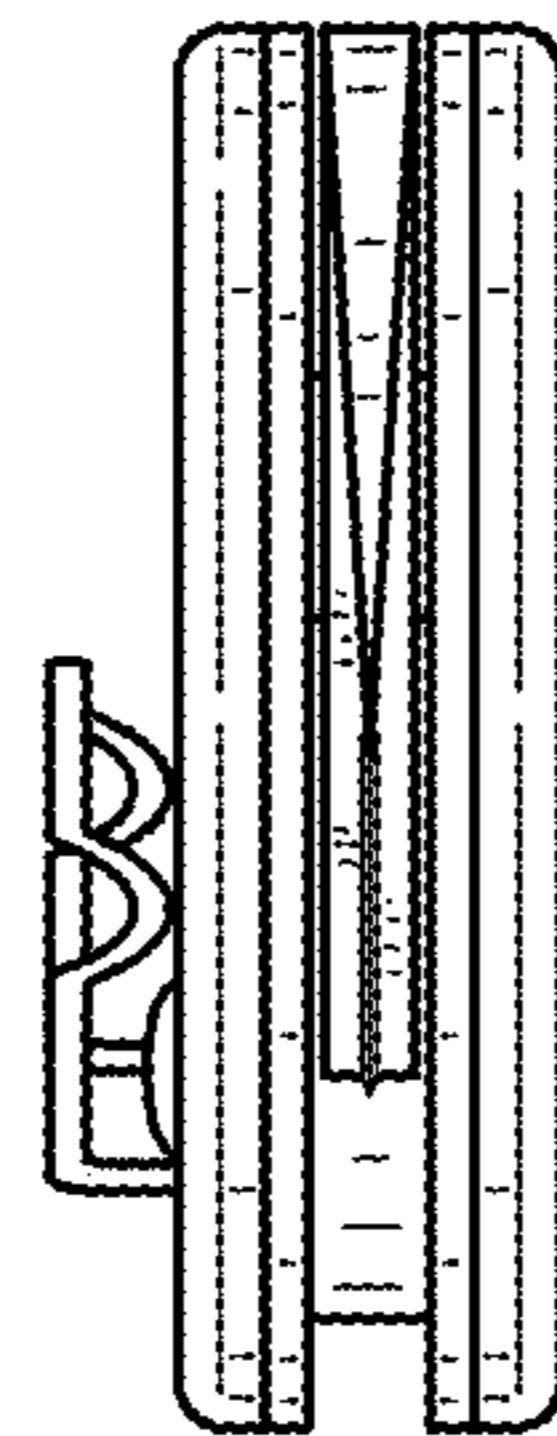


FIG.33

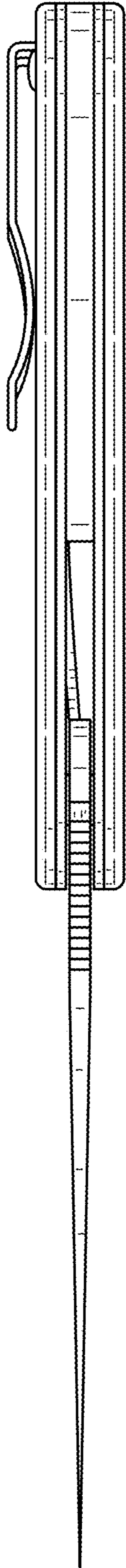


FIG.34

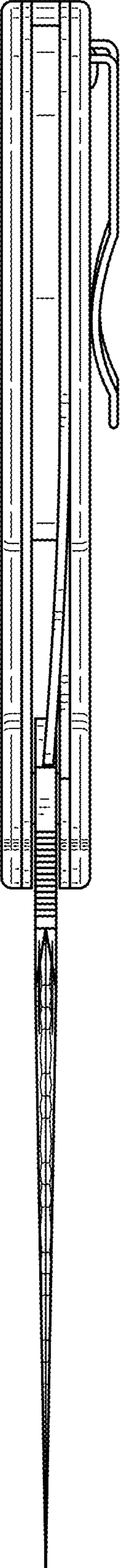


FIG.35