



US00D918629S

(12) **United States Design Patent**
Wilson

(10) **Patent No.:** **US D918,629 S**

(45) **Date of Patent:** **** May 11, 2021**

- (54) **RACK**
- (71) Applicant: **Spectrum Diversified Designs, LLC**,
Streetsboro, OH (US)
- (72) Inventor: **Courtney Wilson**, Chardon, OH (US)
- (73) Assignee: **SPECTRUM DIVERSIFIED
DESIGNS, LLC**, Streetsboro, OH (US)

D325,358 S * 4/1992 Johnson D11/118
 D420,836 S * 2/2000 Bustos D6/680.3
 D626,237 S * 10/2010 Nordgren D24/185
 D642,183 S * 7/2011 Chinuki F16M 11/10
 D14/451
 D677,938 S * 3/2013 Peterson D6/680.3
 2003/0006204 A1* 1/2003 Baker A47F 5/02
 211/26

(**) Term: **15 Years**

(21) Appl. No.: **29/699,262**

(22) Filed: **Jul. 24, 2019**

(51) **LOC (13) Cl.** **06-04**

(52) **U.S. Cl.**
USPC **D6/680.3; D7/704**

(58) **Field of Classification Search**
 USPC D7/601, 704, 600.1–600.4; D3/304, 306;
 D6/537, 675.2, 675.5, 676.5, 677.5,
 D6/678.5, 680.3, 512, 513
 CPC A47F 7/00; A47F 7/0071; A47F 7/0078;
 A47F 5/00; A47F 5/01; A47F 5/14; A47F
 5/05; A47F 5/13; A47F 5/02; A47J 47/00;
 A47J 47/16; B65D 7/20; B65D 7/14;
 A47B 55/02; A47B 55/00; F16M 11/10;
 A47G 25/743

See application file for complete search history.

(56) **References Cited**

U.S. PATENT DOCUMENTS

831,510 A * 9/1906 Heimann A47G 25/743
 211/119
 D250,619 S * 12/1978 Newman D6/680.3

OTHER PUBLICATIONS

Wilton 3-Tier Collapsible Cooling Rack, Amazon.com website,
<https://www.amazon.com/Wilton-3-Tier-Folding-Cooling-Rack/dp/B07BY64Q9S>, dated Apr. 18, 2019, 1 page.

* cited by examiner

Primary Examiner — Terry A Wallace

(74) *Attorney, Agent, or Firm* — Tucker Ellis LLP

(57) **CLAIM**

The ornamental design for a rack, as shown and described.

DESCRIPTION

FIG. 1 is a perspective view of a rack showing my new design.

FIG. 2 is a front view thereof, a rear view being a mirror image.

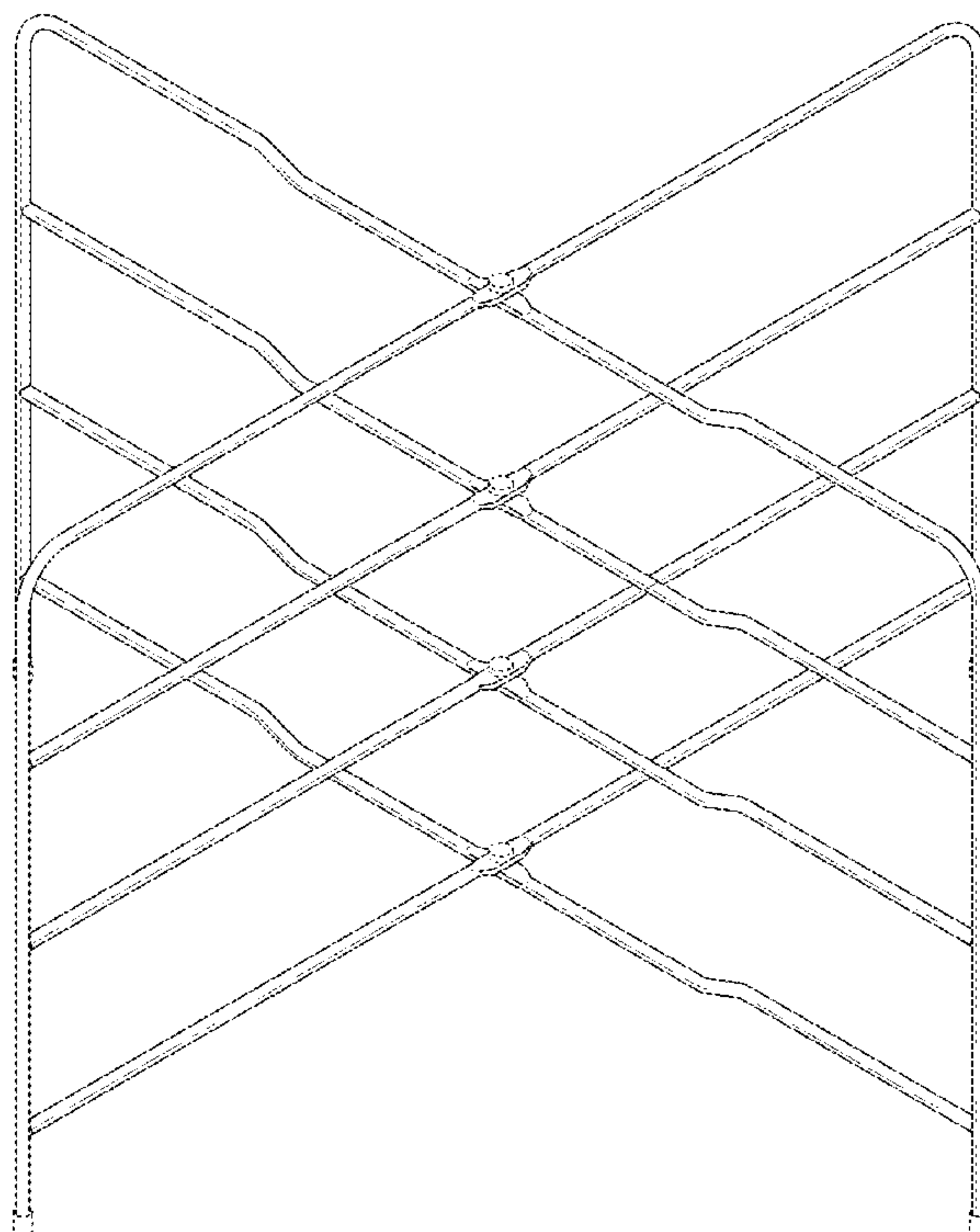
FIG. 3 is a left side view thereof, a right side view being a mirror image.

FIG. 4 is a top view thereof; and,

FIG. 5 is a bottom view thereof.

The broken lines show portions of the design that form no part of the claimed design.

1 Claim, 4 Drawing Sheets



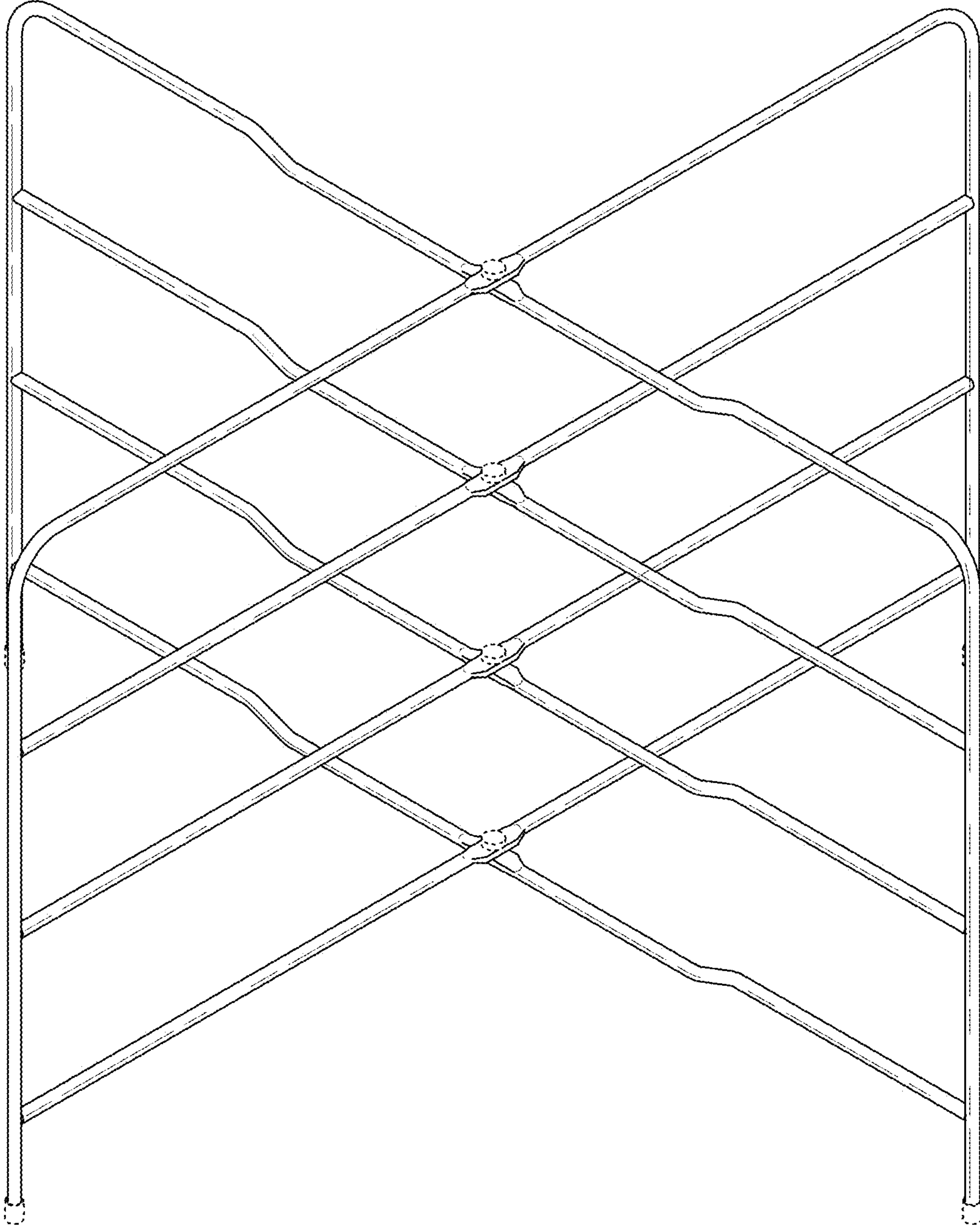


FIG. 1

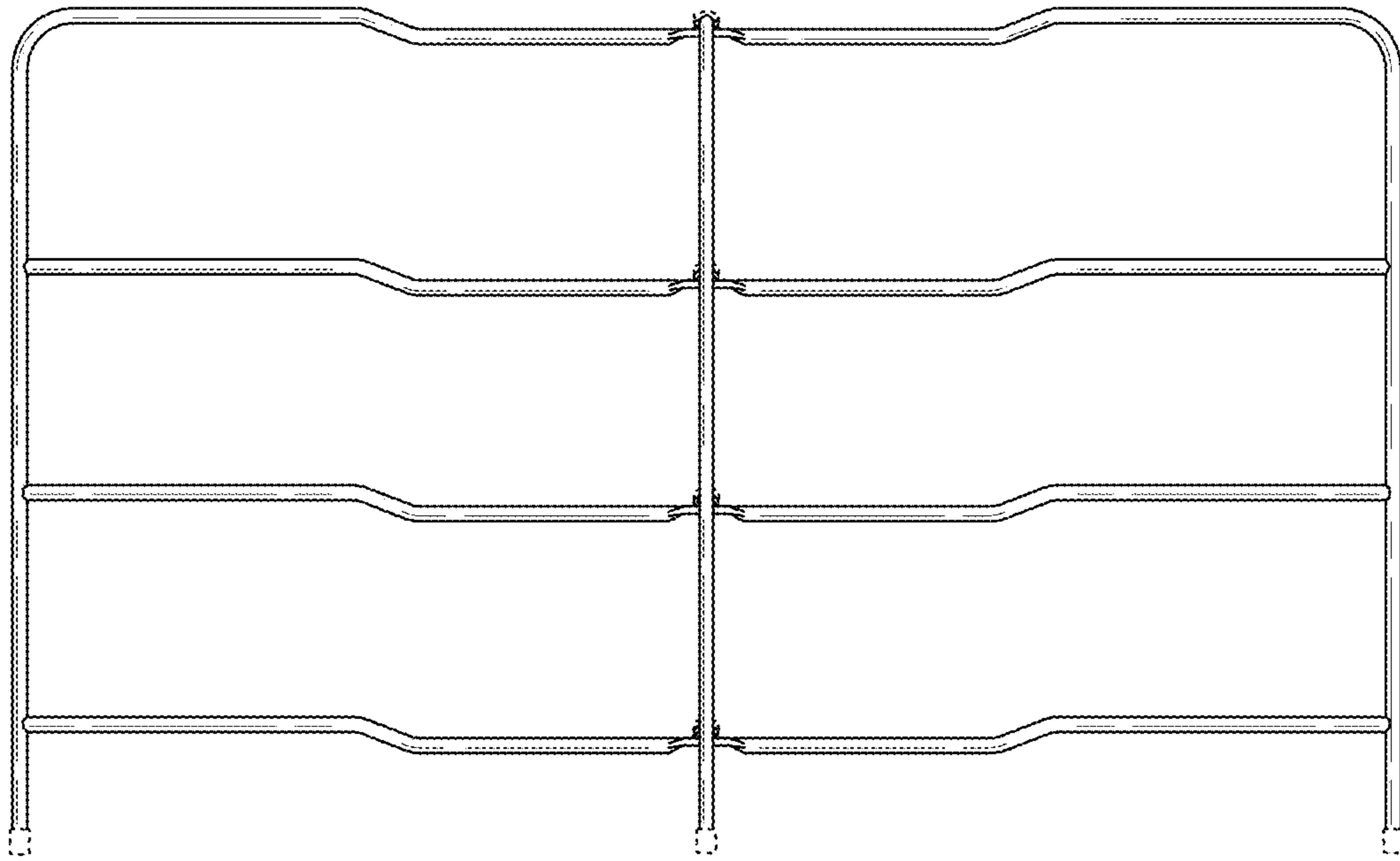


FIG. 2

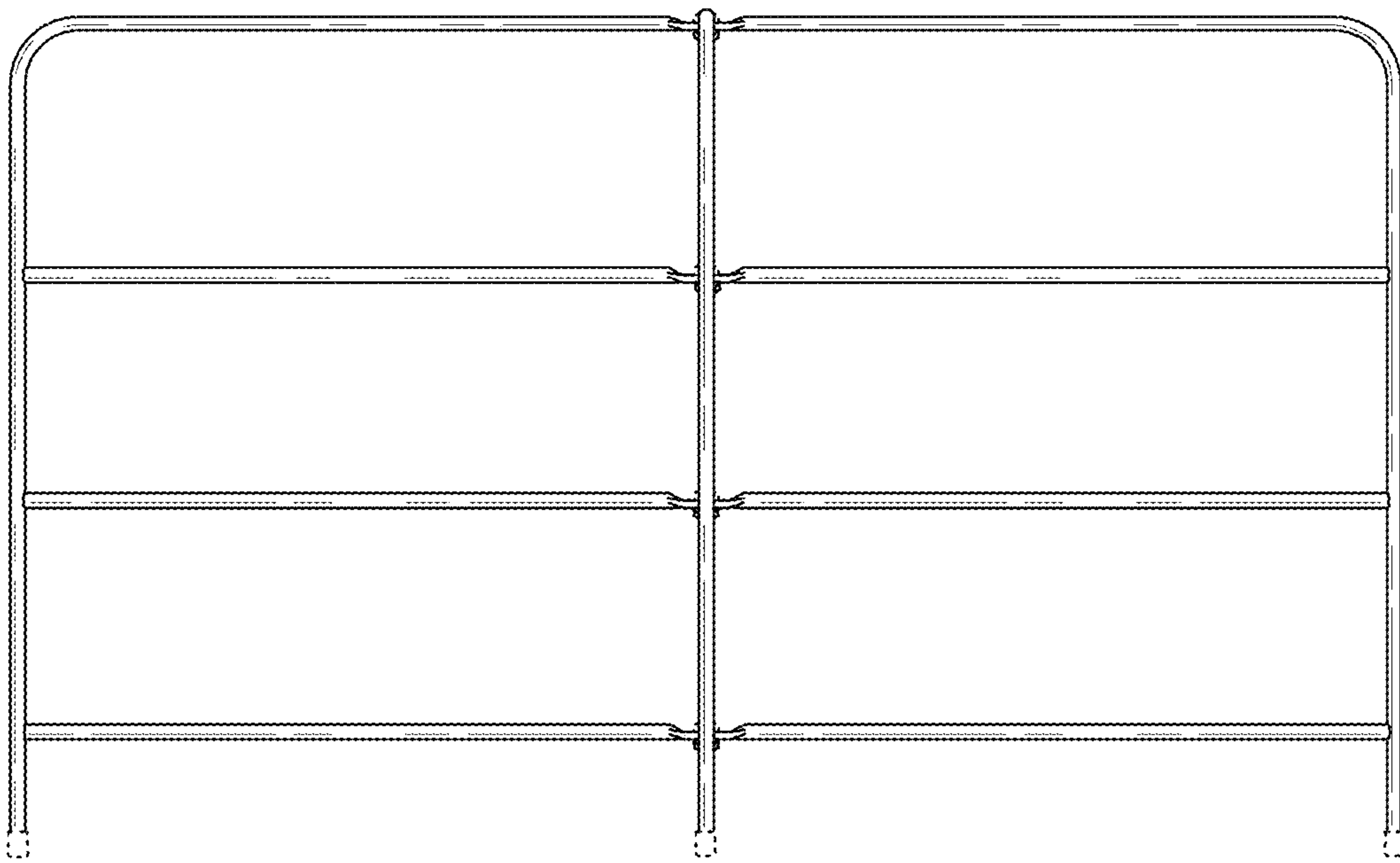


FIG. 3

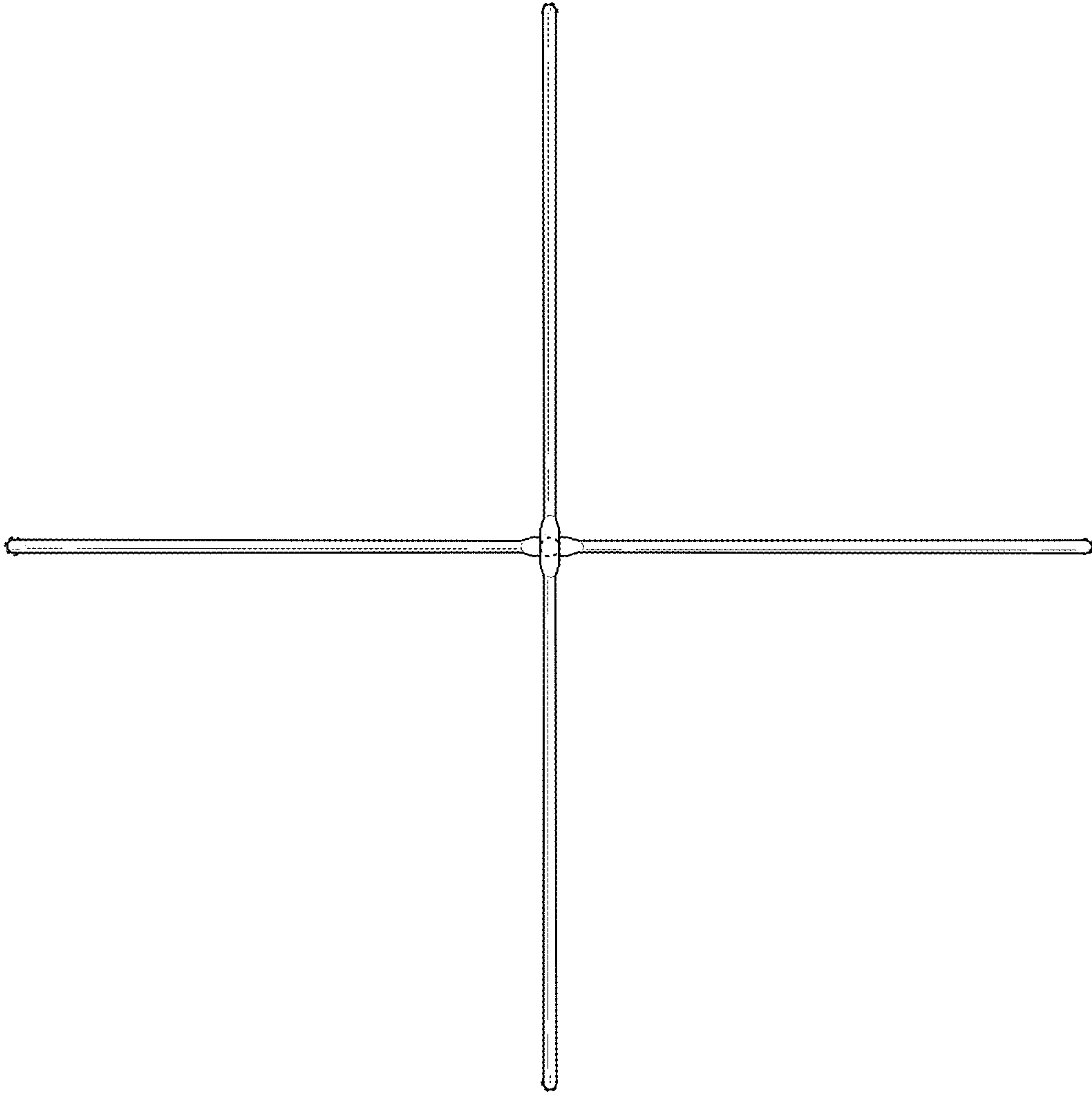


FIG. 4

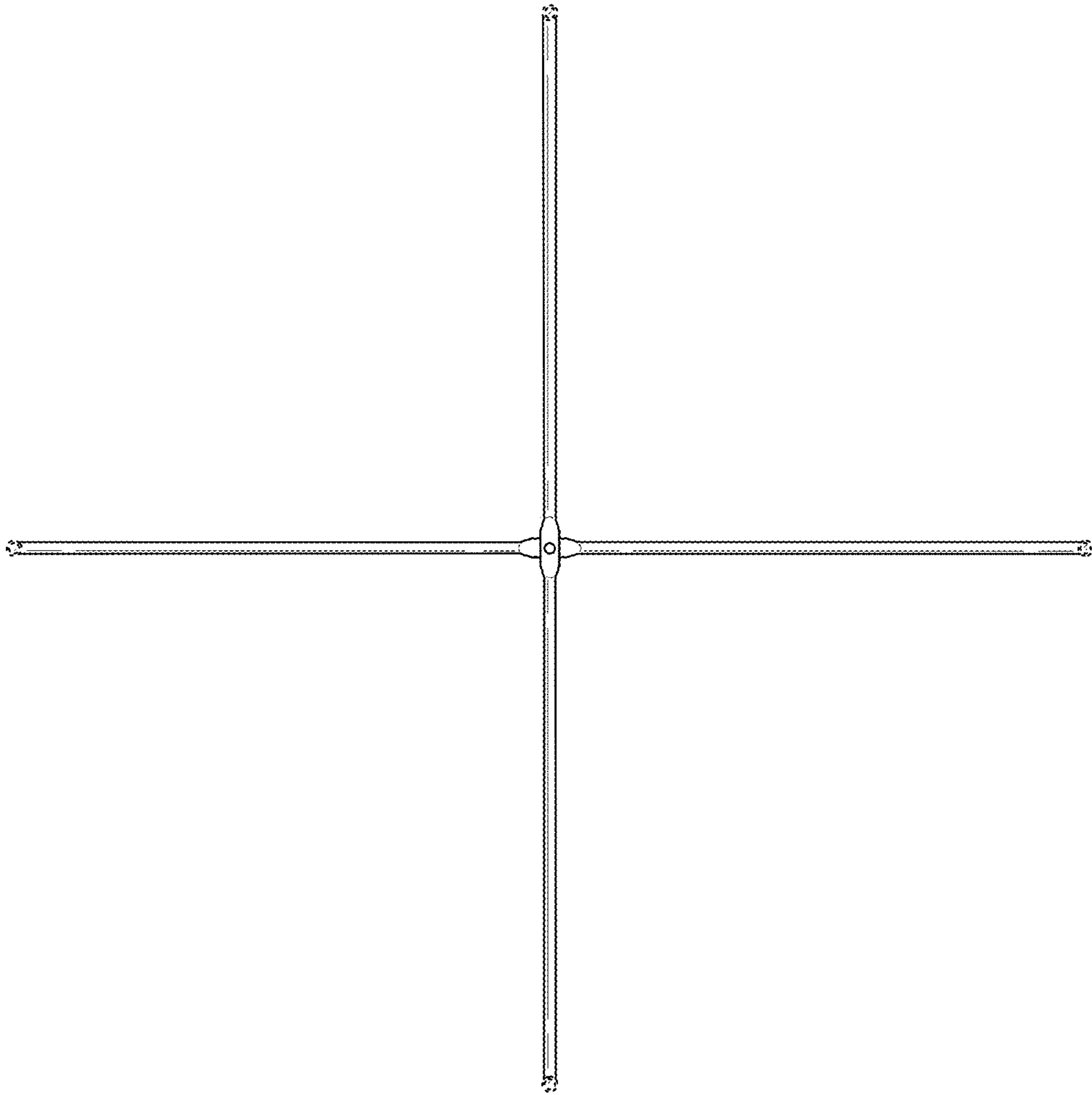


FIG. 5